

Preliminary Contamination Assessment

5483 & 5495 Princes Highway,
Traralgon

Client

Stable Property Services

Issued

13/07/2022



Melbourne Office
1 Glenferrie Road
PO Box 61
Malvern VIC 3144

beveridgewilliams.com.au



Beveridge Williams

Client: Stable Property Services
Issued: 13/07/2022
Version: 0
Prepared by: [REDACTED]
Checked by: [REDACTED]
Project Manager: [REDACTED]
Project Number: 2101947

Surveying
Asset Recording
Civil Engineering
Infrastructure Engineering
Traffic & Transport Engineering
Environmental Consulting
Water Resource Engineering
Strata Certification (NSW)
Town Planning
Urban Design
Landscape Architecture
Project Management

Revision Table

REV	DESCRIPTION	DATE	AUTHORISED
0	Preliminary Contamination Assessment	13/07/2022	AH

Copyright Notice

© Copyright – Beveridge Williams & Co P/L
Users of this document are reminded that it is subject to copyright. This document should not be reproduced, except in full and with the permission of Beveridge Williams & Co Pty Ltd

Contents

1	INTRODUCTION	6
2	SITE DETAILS	7
3	DESKTOP REVIEW & SITE INSPECTION	8
3.1	Aerial Photographs	8
3.2	List of Issued Certificates and Statements of Environmental Audit and EPA Priority Sites Register	9
3.3	Geology	9
3.4	Victorian Landfill Register	9
3.5	Hydrogeology	9
3.5.1	Protected Beneficial Uses	9
3.6	Topography, Surface Water and Drainage	10
3.7	Site Inspection	10
4	POTENTIAL FOR CONTAMINATION	11
5	PRELIMINARY SOIL CONTAMINATION ASSESSMENT	12
5.1	Assessment Guidelines and Criteria	12
5.1.1	NEPM (Amendment 2013) Ecological Investigation Levels Criteria Derivation	12
5.1.2	Site Specific Ecological Investigation Levels	13
5.2	Field Methodology	13
5.3	Soil Investigation (21 June 2022)	14
5.3.1	Soil Observations	14
5.3.2	Contamination Ranking and PID Readings	15
5.4	Soil Chemical Testing Program	15
5.5	Soil Chemical Testing Results	16
6	QUALITY CONTROL	18
7	DISCUSSION	19
7.1	Human Health	19
7.2	Maintenance of Ecosystems	19
7.3	Aesthetics	19
7.4	Asbestos	19
7.5	Offsite Soil Disposal	20
7.5.1	Bullet Tip Fill (BH01)	20
7.5.2	Main Works Area	20
7.5.3	Remainder of Site	20
8	CONCLUSION & RECOMMENDATIONS	21
9	LIMITATIONS	22

Figures

FIGURE 1 - SITE LOCATION PLAN

FIGURE 2 - REGIONAL GEOLOGY AND TOPOGRAPHY PLAN

FIGURE 3 - SITE FEATURES AND SAMPLE LOCATION PLAN (GRID & TARGETS SAMPLES)

FIGURE 4 - AREAS OF RECOMMENDED FURTHER INVESTIGATION

Appendices

APPENDIX A PLANNING PROPERTY REPORT

APPENDIX B AERIAL PHOTOGRAPHS

APPENDIX C SITE PHOTOGRAPHS

APPENDIX D BOREHOLE, TEST PIT AND SURFACE SAMPLE LOGS

APPENDIX E TABULATED SOIL RESULTS

APPENDIX F PROUCL 5.1 STATISTICAL ANALYSIS (FLUORIDE & NICKEL)

APPENDIX G NATA LABORATORY CERTIFICATES OF ANALYSIS

List of Abbreviations and Units

ACM	Asbestos Containing Material	PSH	Phase Separated Hydrocarbons
ANZECC	Australia and New Zealand Environment and Conservation Council	QA/QC	Quality Assurance/Quality Control
ARMCANZ	Agriculture and Resource Management Council of Australia and New Zealand	RL	Reduced Level
AST	Above-ground Storage Tank	RPD	Relative Percentage Difference
BaP	Benzo(a)pyrene	SEPP	State Environment Protection Policy
BTEX	Benzene, Toluene, Ethyl benzene & Xylene	SVOC	Semi Volatile Organic Compounds
CHC	Chlorinated hydrocarbons	SWL	Standing Water Level
COC	Chain of Custody	TDS	Total Dissolved Solids
CUTEP	Clean Up to the Extent Practicable	TEQ	Toxicity Equivalent Quotient
DNAPL	Dense Non-Aqueous Phase Liquid	TPH	Total Petroleum Hydrocarbons
DO	Dissolved Oxygen	TRH	Total Recoverable Hydrocarbons
EC	Electrical Conductivity	UST	Underground Storage Tank
EIL	Environmental Investigation Level	VOC	Volatile Organic Compounds
EPA	Victorian Environmental Protection Authority	VVG	Visualising Victoria's Groundwater
GWDB	Groundwater Data Base	-	On tables is no data
HIL	Health Investigation Level		
HM	Heavy Metal		
HVO	Halogenated Volatile Organics	Units	
LNAPL	Light Non-Aqueous Phase Liquid	µg/kg	micrograms per kilogram (ppb)
LOR	Limit of Reporting	µg/L	micrograms per litre
MAH	Monocyclic Aromatic Hydrocarbons	µs/cm	microseimens per centimetre
NATA	National Association of Testing Authorities	mg/kg	milligrams per kilogram (ppm)
ND	Non Detect	mg/L	milligrams per litre
NEPM	National Environmental Protection Measure	mBGL	Metres below ground level
NHMRC	National Health and Medical Research Council	mTOC	Metres below top of casing
NAPL	Non-Aqueous Phase Liquid	mAHD	Metres Australian Height Datum
OCP	Organochlorine Pesticides	ppb	parts per billion
OPP	Organophosphate Pesticides	ppm	parts per million
PAH	Polycyclic Aromatic Hydrocarbons	Ha	Hectare
PCB	Polychlorinated biphenyl		
PID	Photo-ionisation detector		

1 INTRODUCTION

At the request of Stable Property Services, Beveridge Williams & Co P/L (Beveridge Williams) conducted a Preliminary Contamination Assessment of 5483 & 5495 Princes Highway, Traralgon (referred to as "the site" in this report). The purpose of the Preliminary Contamination Assessment was to confirm the contamination status of the site, identify if the site contains any significant contamination from past site uses which may restrict development of the site as low-density residential.

2 SITE DETAILS

Site details are presented in Table 2-1.

Table 2-1: Summary of Site Details

ITEM		SITE DETAILS	REFER TO
Site Address		5483 & 5495 Princes Highway, Traralgon	Figure 1
Approx. Site Area (ha)		58	
Zoning		Farming Zone – Schedule 1 (FZ)	Appendix A
Municipality		City of Latrobe	
Current Use		Farming (grazing)	Figure 1
Historical Site Use		Farming (grazing)	Appendix B
Surrounding land uses	North	Farming (grazing), low-density residential	Figure 1
	East	Farming (grazing), low-density residential, commercial (used car sales)	
	South	Princes Hwy, railway, farming (grazing/cropping)	
	West	Farming (grazing), low-density residential	
Proposed Use		Low-density residential	-

3 DESKTOP REVIEW & SITE INSPECTION

The following sources of historical information were reviewed:

- Aerial photographs held by the Department of Environment, Land, Water and Planning (DELWP) and Nearmap
- List of issued Certificates and Statements of Environmental Audit and EPA Priority Sites Register
- Geology plans
- Hydrogeology plans
- Topography, surface water and drainage plans

3.1 Aerial Photographs

Aerial photographs held by the Department of Environment, Land, Water and Planning (DELWP) from 1945, 1955, 1970, 1987 and 1991 were reviewed (Table 3-1). Aerial photographs from 2012, 2015, 2018 and 2022 from Nearmap were also reviewed. Copies of the aerial photographs are shown in Appendix B.

Table 3-1: Aerial Photograph Review

YEAR / SOURCE	SUMMARY
1945 DELWP	<p>The site appears to be used for grazing/cropping. A homestead comprising a house and adjacent shed is observed in the southeast portion of the site.</p> <p>Boyd's Creek is observed in the western portion of the site. An unnamed stream is observed in the northeast portion of the site. A small dam is observed in the northeast portion as part of the unnamed stream. Soil disturbance is observed in the northeast portion (potential dam). Trees are sparsely observed across the site. Rows of trees are observed along the west and southern site boundaries. A high concentration of trees is observed in the northeast corner, along Boyd's Creek and in the southeast corner (homestead area).</p> <p>Pastoral land (grazing/cropping) is observed offsite in all directions. Princes Hwy and a railway is observed immediately offsite to the south.</p>
1955 DELWP	No significant change is observed on or offsite.
1970 DELWP	<p>A dam has been constructed in the central portion of the site connecting to Boyd's Creek. The small dam connecting to the unnamed stream in the northeast has been expanded.</p> <p>A shed has been constructed in the northern portion of the site adjacent to Boyd's Creek. Some trees have been removed across the site (in the northeast and southeast portions in particular).</p>
1987 DELWP	<p>An additional residence has been constructed in the southeast corner of the site. A tennis court has been constructed to the west of the main residence onsite.</p> <p>A residence, dam and potential caravan park has been constructed immediately offsite to the east.</p>
2012 Nearmap	<p>Trees have been removed from the northern part of the site (along Boyd's Creek), and in the southeast corner. An additional shed has been constructed in the southeast portion of the site. Hay bales are observed east of the newly built shed. Stockpiling of misc. hard items is observed around the sheds in the homestead area. A transformer is observed on a power pole within the homestead area. The shed in the northern portion has been removed. The small dam in the northeast corner of the site appears to have been backfilled.</p> <p>The caravan park offsite to the east has been removed and turned into a used car centre.</p>

YEAR / SOURCE	SUMMARY
2015 Nearmap	Trees have been removed from the northeast corner of the site. No other significant on or offsite changes are observed.
2018 Nearmap	Soil stockpiling is observed in the southeast corner of the site. No other significant on or offsite changes are observed.
2022 Nearmap	Soil stockpiling in the southeast corner has ceased. A compound (potential school) has been constructed offsite to the west.

3.2 List of Issued Certificates and Statements of Environmental Audit and EPA Priority Sites Register

The site is not listed on the EPA Priority Sites Register and there are no EPA Priority Sites within 1 km of the site. A search of the list of issued Certificates and Statements of Environmental Audits revealed that there are no listed properties within 1 km of the site containing a Statement of Environmental Audit.

3.3 Geology

Based on a review of the GeoVic 3¹ database the site is predominantly underlain by Pleistocene aged alluvial terrace deposits (Qa2) comprising gravel, sand & silt: variably sorted and rounded, generally unconsolidated, dissected to form terraces higher than Qa1, alluvial, floodplain deposits. Pliocene to Pleistocene aged Haunted Hills Formation (NIh) is present in the northeast portion of the site, comprising sand, silt and gravel: various shades of brown, yellow, red, white; variably sorted, variably rounded; crudely to well-bedded; commonly strongly oxidised with ironstone near the top and also within the formation.

A plan of the regional geology is presented in Figure 2.

3.4 Victorian Landfill Register

The Victoria Unearthed Database², which includes the information from the Victorian Landfill Register, was reviewed. The search revealed no former landfills within 1 km of the site.

3.5 Hydrogeology

3.5.1 Protected Beneficial Uses

A search of the Visualising Victoria's Groundwater³ database showed the site and surrounding region to be underlain by groundwaters with total dissolved solids (TDS) between 1,000 and 3,500 mg/L less than 10 m below ground level. This would conservatively classify the groundwater beneath the site as Segment A2 waters, as per the Environmental Reference Standards (2021).

The protected beneficial uses of Segment A2 are listed below:

- Water dependent ecosystems and species
- Potable Water Supply (acceptable)
- Potable mineral water supply
- Agriculture and irrigation (irrigation and stock watering)
- Industrial and commercial
- Water-based recreation (primary contact recreation)

¹ http://er-info.dpi.vic.gov.au/sd_weave/anonymous.html - (online) accessed June 2022.

² <http://mapshare.maps.vic.gov.au/victoriaunearthed/> - (online) accessed June 2022.

³ <http://www.vvg.org.au/> - (online) accessed June 2022.

- Traditional Owner cultural values
- Buildings and structures
- Geothermal properties

3.6 Topography, Surface Water and Drainage

The site slopes inward toward Boyd's Creek flowing through the centre of the site, and towards the dams in the south and northeast portions. The onsite low areas are approx. 50 mAHD at the onsite dams/creeks. The onsite high areas approx. 60 mAHD in the west and east portions of the site.

It is expected that surface water runoff from the site will flow towards these onsite water features and/or recharge onsite.

3.7 Site Inspection

Beveridge Williams conducted a site inspection on 21 June 2022 where the following observations were made:

- The site was accessed from Bradford Drive to the southeast.
- Two houses were observed in the homestead area of the site (in the southeast portion).
- Three sheds were observed in the homestead area:
 - 1 large metal shed with a concrete floor contained a tractor, furniture, and minor quantities of packaged household chemicals.
 - 1 small wooden shed with a wood floor, containing an old hot water unit and furniture. Potential lead paint was observed on the exterior of the shed.
 - 1 small wooden shed with a concrete floor containing a workshop area (tools, minor packaged volumes of fuel storage, motor oils, paint cans) and furniture. Oil staining was observed on the floor of the shed. Potential lead paint was observed on the exterior of the shed.
- An old tractor was observed adjacent to the wooden sheds. A slight hydrocarbon odour was noted in the area.
- A gazebo was observed to the west of the main residence. Potential lead paint was observed on the gazebo.
- A tennis court (hard surface) was observed in the homestead area.
- A small coop/enclosure area was observed in the homestead area.
- Boyds Creek was observed transecting the site from the north to the south. A large dam was observed in the southern portion of the site. An additional dam was observed in the eastern portion of the site. Rubble (brick, concrete, ceramic) was observed at surface in the dry base of Boyds Creek.
- A small dry dam was observed in the northeast portion of the site. Surface fill material was observed in the area. Bullet tips were observed at surface throughout the area.
- Surface discolouration was observed in the southeast portion of the site, attributed to fill material. Anecdotal evidence from the landowner indicated that:
 - the fill material was brought onsite to infill a gully; and
 - the fill material was primarily sourced from the nearby hospital during construction and other soil dumping.
- Small soil stockpiles (approx. 2 m³) were observed in the southeast portion of the site.
- A small (<10 m³) stockpile of rubble (concrete, brick, ceramic, cement sheet (non-ACM)) was observed in the homestead area of site.

Site photographs taken during the inspection are present in Appendix C.

4 POTENTIAL FOR CONTAMINATION

Based on the information provided by the site history review and site inspection, the following activities and potential contaminants have been listed in Table 4-1.

Table 4-1: Potential Contamination Sources

SOURCE / SITE ACTIVITIES	ONSITE / OFFSITE	LOCATION	CONTAMINANTS
Grazing/cropping	Onsite & offsite	Whole site	Heavy metals, organochlorine pesticides (OCP)
Soil stockpiling	Onsite	Southeast	Heavy metals, polycyclic aromatic hydrocarbons (PAH), organochlorine pesticides (OCP), total recoverable hydrocarbons (TRH), asbestos-containing materials (ACM)
Backfilled dam	Onsite	Northeast	Heavy metals, polycyclic aromatic hydrocarbons (PAH), organochlorine pesticides (OCP), total recoverable hydrocarbons (TRH), asbestos-containing materials (ACM)
Potential shooting area	Onsite	East	Heavy metals, PAH
Former sheds	Onsite	North, southeast	Asbestos-containing materials (ACM)

Beveridge Williams considers that the main risks of contamination is from filling in the southeast corner of the site, a shooting area in the east and from agricultural activities in the homestead / works area. It is considered that the broader site area has a low risk of contamination, and the homestead / works area and filled area (southeast corner) have a moderate risk of contamination.

5 PRELIMINARY SOIL CONTAMINATION ASSESSMENT

5.1 Assessment Guidelines and Criteria

The Victorian Environment Reference Standard (ERS) 2021, lists the beneficial uses for each segment of land to be protected. Based on the proposed use of the site (low-density residential) the site is classified as a Sensitive Use.

Table 5-1: Protected Environmental Values of Land

ENVIRONMENTAL VALUES		LAND USE						
		PARKS AND RESERVES	AGRICULTURAL	SENSITIVE USE		RECREATION / OPEN SPACE	COMMERCIAL	INDUSTRIAL
				HIGH DENSITY	OTHER			
Maintenance of ecosystems	Natural Ecosystems	√						
	Modified Ecosystems	√	√		√	√		
	Highly Modified Ecosystems		√	√	√	√	√	√
Human Health		√	√	√	√	√	√	√
Buildings and Structures		√	√	√	√	√	√	√
Aesthetics		√		√	√	√	√	
Production of food, flora and fibre		√	√		√			

Note: Table 1 is a reproduction of 'Table 4.2: Environmental values that apply to the land use categories' (Environment Reference Standard), May 2021. The shading denotes the beneficial uses to be protected for the proposed site use.

- **Maintenance of modified and highly modified ecosystems** – National Environment Protection (Assessment of Site Contamination) Amendment Measure 2013 (No.1) (NEPM (Amendment 2013)) - Ecological Investigation Levels (EIL). EPA Fill criteria (Publication No. 1828.2 (Waste disposal categories – characteristics and thresholds) published by the Environment Protection Authority of Victoria), which lists the maximum concentrations of contaminants allowed in soil to be disposed of as Clean Fill, Category D, Category C and Category B Contaminated Soil) has been referenced as a guide also.
- **Human health** – NEPM (Amendment 2013) Human Health Investigation Levels (HIL) for sensitive uses (i.e. primary schools - HIL A) and CRC Care 2011 Direct Contact HSL A have been referenced
- **Buildings and structures** – Contamination must not cause the land to be corrosive to or adversely affect the integrity of structures or building materials
- **Aesthetics** – Contamination must not cause the land to be offensive to the senses of human beings
- **Production of food, flora and fibre** – Contamination of land must not adversely affect produce quality, flora and fibre yield or affect the level of any indicator in food, flora and fibre produced at the site (or that may be produced).

5.1.1 NEPM (Amendment 2013) Ecological Investigation Levels Criteria Derivation

The NEPM (Amendment 2013) states that 'the EIL [criteria] takes into account the biological availability of the element in different soils and separate naturally occurring concentrations of a contaminant and the added contaminant in deriving EILs which are based on the 'added risk approach'. This approach assumes that the availability of the ambient background concentration (ABC, the soil concentration in a specified locality that is the sum of the naturally occurring background and the contaminant levels that have been introduced from diffuse or non-point sources by general

anthropogenic activity not attributed to industrial, commercial, or agricultural activities) of a contaminant is zero or sufficiently close that it makes no practical difference. More importantly, it assumes that the background 'has resulted in the biodiversity of ecosystems or serves to fulfil the needs for micronutrients for the organisms in the environment'. Therefore, the approach views only the effect of added contaminants to the environment as adverse (for further information refer to Section 2.4, Schedule B5b). Thus, rather than having a single numerical limit for a contaminant, different soils will have different limits. The EIL derivation methodology generates, wherever possible, soil-specific EILs'.

Beveridge Williams considers that any contamination identified on the site is unlikely to have been added within the last 2 years indicating that contamination would be "aged" (as defined by NEPM (Amendment 2013)). Therefore, Beveridge Williams has adopted the most conservative "aged" values listed in Appendix A of NEPM (Amendment 2013) Schedule B5a "Guide on Ecological Risk Assessment" for commercial and industrial for reporting purposes.

5.1.2 Site Specific Ecological Investigation Levels

Site specific EILs have been calculated for nickel and zinc based on the elevated concentrations encountered in some samples. The site specific EILs have been calculated in line with the NEPM 2013 guidelines using the NEPM 2013 EILs calculation tool using the following site inputs:

- Average CEC – 30 cmol/kg dry weight⁴
- Average pH – 7.1
- Average Iron concentrations in % - 1.372% - percentage calculated based on an average concentration of 13,720 mg/kg across the site.

Based on these values the following site specific EIL criteria have been applied at the site.

Table 5-2: Calculated Site Specific EILs (NEPM 2013)

ANALYTE	SITE SPECIFIC EILS (NEPM 2013) – FRESH	SITE SPECIFIC EILS (NEPM 2013) – AGED
Copper	120 mg/kg	230 mg/kg
Nickel	120 mg/kg	350 mg/kg
Zinc	380 mg/kg	990 mg/kg

5.2 Field Methodology

All fieldworks were carried out in accordance with Australian Standard (AS) 4482.1-2005 by a Beveridge Williams Environmental Professional who logged the soil samples generally in accordance with AS 1726-1993 and obtained disturbed soil samples at nominated depths.

The equipment used to recover the required soil samples was cleaned between each sample prior to each sample being taken in accordance with the following procedures:

- All adhered soil and/or other matter was removed by means of scrubbing and flushing with clean water
- The hand sampling equipment was then scrubbed in a phosphate-free detergent solution before being rinsed copiously in clean water
- Disposable rubber nitrile gloves worn by the Environmental Professional were replaced prior to the recovery of each sample.

The soil samples were placed into acid-rinsed and solvent-washed screw-top glass jars supplied by the analysing laboratory. The jars were tightly closed and kept on ice in a portable cooler until delivery to the laboratory under chain of custody procedures.

⁴ A conservative average organic carbon content (%OC) of 10% has been applied for the site.

Each soil sample was assessed both visually and by odour for evidence of contamination with a ranking on a scale of 0 - 3 as follows:

- 0 No odour or visual evidence of contamination
- 1 Slight visual evidence of contamination and/or slight odour
- 2 Visual evidence of contamination and/or odour
- 3 Obvious visual evidence of contamination and/or strong odour.

A calibrated photoionization detector (PID) was used to screen for the presence of volatile organic compounds (VOCs) in all samples collected. During sampling, an extra sample was collected and placed in a properly sealed snap-lock plastic bag. The volume of soil used for obtaining PID readings was kept generally uniform for all samples tested. After approximately 15 minutes the plastic bag was pierced with the probe to obtain a PID reading.

All sample locations have been determined and recorded using a hand-held GPS unit (error tolerance +/- 3 m) or determined using measurements from fixed structures/features on-site.

All chemical testing was undertaken by the following NATA registered analytical laboratories:

- Primary testing laboratory - Eurofins Services Pty Ltd (Eurofins).
- Secondary testing laboratory (for QA/QC purposes) - Ecowise Australia Pty Ltd (ALS Water Resources Group, ALSWRG).

5.3 Soil Investigation (21 June 2022)

On 21 June 2022 a total of 20 surface samples (0.0-0.1 m) were collected on an approximate grid across the site by hand. An additional 9 surface samples were collected targeting areas of potential contamination around the former dam area in the northeast (where bullet tips were observed) and the homestead area.

Six soil boreholes (BH01 to BH06) were conducted onsite and targeted areas of potential contamination in the former dam area in the northeast (where bullet tips were observed) and the homestead area. The bores were hand augered to a maximum depth of 0.6 m. Samples were generally collected from surface (0.0 m), 0.3 m and 0.5 m where practical.

Nine mechanical test pits (TP01 to TP09) were conducted in the southeast corner of the site, targeting an area of potential filling / soil stockpiling observed in historical aerial imagery (refer to Section 3.1 above). Test pits were conducted to a maximum depth of 3.2 m. Samples were collected by hand from surface (0.0 m), 0.5 m, 1.0 m, 2.0 m and 3.0 m depths where practical.

5.3.1 Soil Observations

An orange-brown sandy clay fill was present at surface in BH01 (located at the dry dam in the northeast portion) to a maximum depth of 0.5 m. Bullet tips were observed at surface in the sandy clay fill material. Natural material was observed below 0.5 m depth.

A grey sandy gravel fill was present at surface (0.0-0.2 m) in the driveway in the homestead area in BH03 (adjacent to the sheds). A brown mottled orange sandy clay fill was observed from 0.2-0.4 m depth. Natural material was observed below 0.4 m depth.

A brown silty sand fill / disturbed natural material was observed in BH05 to 0.2 m depth. A slight hydrocarbon odour was noted at the location. Natural material was observed below 0.2 m depth.

Fill material was observed within TP01 to TP09 in the southeast portion of the site and was used to backfill a gully (refer to Section 3.7 above). Fill material comprised primarily a brown silty clay with trace fill inclusions (PVC, wires, asphalt etc). Natural material was observed underlying the fill, comprising soft grey silty clay (i.e., organic material consistent with the surface of the former gully).

Natural material was observed in all remaining samples locations. Natural soil comprised a brown clayey silt / silty clay.

Four asbestos samples (AS01, AS02, TP03-AS01 & TP06-AS01) were collected from surface in the southeast portion of the site during the test pit investigation. An additional five cement fragment samples (SP01-AS01 to SP01-AS05) were collected from the small rubble stockpile (<10 m³) in the homestead area (non-ACM).

Borehole, test pit and surface sample locations are shown on Figure 3. Boreholes, test pit and surface sample logs are presented in Appendix D.

5.3.2 Contamination Ranking and PID Readings

All soil samples were screened in the field with a photoionisation detector (PID). The PID response recorded for all samples were below 1.1 ppm.

Table 5-3: Soil Sample Contamination Rankings

CONTAMINATION RANKING	SAMPLE	REASON
1	TP03/0.0-0.1, TP03/1.0-1.1, TP03/2.0-2.1, TP04/1.0-1.1	Trace asphalt inclusions
	BH01/0.0-0.1, 220621-SS22, 220621-SS24	Bullet tip inclusions
	BH05/0.0-0.1	Slight hydrocarbon odour
0	All remaining Beveridge Williams samples	No odour or visual evidence of contamination

Each VOC result is expressed as a VOC isobutylene equivalent concentration (in ppm). Different compounds give different responses relative to isobutylene.

5.4 Soil Chemical Testing Program

The chemical testing program for individual samples is detailed in Table 5-4.

Table 5-4: Soil Sample Chemical Testing Program

SAMPLE NUMBERS	TESTING PROGRAM
BH05/0.0-0.1, BH06/0.0-0.1, TP01/2.0-2.1, TP09/0.5-0.6, 220621-SS01	EPA 1828.2 Clean Fill Screen ⁵
BH03/0.0-0.1, BH04/0.0-0.1, TP01/0.7-0.8, TP03/1.0-1.1, TP05/0.0-0.1, TP06/0.0-0.1, TP07/1.0-1.1, TP09/0.0-0.1, 220621-SS21	Heavy metals ⁶ , PAH, TRH
BH01/0.0-0.1, BH01/0.5-0.6, BH02/0.0-0.1, TP01/3.0-3.1, TP02/0.0-0.1, TP02/0.9-1.0, TP03/0.0-0.1, TP03/2.0-2.1, TP03/3.0-3.1, TP04/0.0-0.1, TP04/1.0-1.1, TP04/2.2-2.3, TP05/0.5-0.6, TP06/1.0-1.1, TP06/2.0-2.1, TP07/0.0-0.1, TP09/2.0-2.1, 220621-SS02, 220621-SS03, 220621-SS04, 220621-SS05, 220621-SS06, 220621-SS07, 220621-SS08, 220621-SS09, 220621-SS10, 220621-SS11, 220621-SS12, 220621-SS13, 220621-SS14, 220621-SS15, 220621-SS16, 220621-SS17, 220621-SS18, 220621-SS19, 220621-SS20, 220621-SS22, 220621-SS23, 220621-SS24, 220621-SS25, 220621-SS26, 220621-SS27	Heavy metals, PAH, OCP
TP03/0.0-0.1, TP04/1.0-1.1, TP04/2.2-2.3, TP05/0.5-0.6	TRH
BH05/0.2-0.3, BH05/0.5-0.6	Zinc
220621-SS03, 220621-SS05, 220621-SS07, 220621-SS09, 220621-SS11, 220621-SS13, 220621-SS15, 220621-SS17, 220621-SS20	Fluoride
BH05/0.0-0.1, 220621-SS13	CEC
BH05/0.0-0.1	ASLP (arsenic)

⁵An EPA 1828.2 screen consists of the following analytes: total metals (Sb, As, Ba, Be, B, Cd, Cr (III+VI), Cr (VI), Co, Cu, Pb, Mn, Hg, Mo, Se, Ag, Sn, V, Zn), total cyanide, total fluoride, speciated phenols (halogenated plus non-halogenated), MAH, PAH, TPH, PCB, CHC and OCP

⁶ Heavy metals: Al, Sb, As, Ba, Be, B, Cd, Cr (III+VI), Co, Cu, Fe, Pb, Mn, Hg, Mo, Ni, Se, Ag, Sr, Tl, Th, Sn, Ti, U, V, Zn

SAMPLE NUMBERS	TESTING PROGRAM
220621-SS01	ASLP (fluoride)
BH01/0.0-0.1	ASLP (lead)
BH06/0.0-0.1	ASLP (nickel)
TP03-AS01, TP06-AS01, SP01-AS01, SP01-AS03	Asbestos

5.5 Soil Chemical Testing Results

The results that exceed the assessment criteria are presented in Table 5-5 and Table 5-6.

Table 5-5: Soil Chemical Testing Results

ANALYTE	NUMBER OF SAMPLES TESTED	MIN CONC. (MG/KG)	MAX CONC. (MG/KG)	SAMPLES EXCEEDING NEPM (AMENDMENT 2013)			
				SITE SPECIFIC NEPM EIL/ESL CRITERIA	NEPM HIL/HSL A CRITERIA	NEPM HIL/HSL C CRITERIA	NEPM HIL/HSL D CRITERIA
Copper	52	<5	160	None	None	None	None
Lead	52	<5	617	None	BH01/0.0-0.1	BH01/0.0-0.1	None
Nickel	52	<5	69	None	None	None	None
Zinc	52	<5	1,400	BH05/0.0-0.1	None	None	None

Table 5-6: Soil Chemical Testing Results – Fill Exceedances

ANALYTE	NUMBER OF SAMPLES TESTED	MIN CONC. (MG/KG)	MAX CONC. (MG/KG)	SAMPLES EXCEEDING EPA IWRG 621	
				EPA FILL CRITERIA UPPER LIMIT	EPA CATEGORY C CONTAMINATED SOIL CRITERIA
Arsenic	52	<2	28	BH05/0.0-0.1	None
Copper	52	<5	160	BH01/0.0-0.1	None
Lead	52	<5	617	BH01/0.0-0.1	None
Nickel	52	<5	69	BH06/0.0-0.1, TP03/0.0-0.1	None
Zinc	52	<5	1,400	BH04/0.0-0.1, BH05/0.0-0.1	None
Fluoride	14	<100	470	220621-SS01	None

All tested analyte concentrations were reported below the adopted human health criteria (NEPM Amendment 2013 HIL/HSL A) apart from sample BH01/0.0-0.1 (lead – 617 mg/kg) which was reported above the NEPM 2013 HIL/HSL A & C criteria (300 & 600 mg/kg, respectively).

Five (BH01/0.0-0.1, BH04/0.0-0.1, BH05/0.0-0.1, BH06/0.0-0.1 & TP03/0.0-0.1) samples reported elevated heavy metals (arsenic, copper, lead, nickel, zinc) and one sample reported elevated fluoride concentrations (220621-SS01) above the EPA IWRG 1828.2 Fill Material Upper Limit.

Subsequent ASLP testing was conducted for arsenic, lead, nickel and fluoride and reported elevated leachable lead (3.8 mg/L) in sample BH01/0.0-0.1 above the EPA IWRG 1828.2 Category C Contaminated Soil Upper Limit. All other concentrations were reported at or below the laboratory detection limit.

Tabulated soil chemical testing results are presented in Appendix E. NATA Laboratory Certificates of Analysis for soil samples are presented in Appendix G.

6 QUALITY CONTROL

Secondary laboratory testing of three split samples (220621-SS01A, BH04/0.0-0.1A & TP04/0.0-0.1A) was undertaken by ALSWRG and three field duplicates (220621-S-D01, 220621-S-D02 & 220621-S-D03) were chemically tested by Eurofins. All Relative Percentage Difference (RPD) results for individual analytes were reported below 50% apart from some heavy metals (arsenic, barium, copper, lead, manganese, nickel, vanadium & zinc). The difference indicates heterogeneity within the samples. This differences in heavy metal concentrations are not considered to alter the conclusions of this report as:

- The differences in concentrations are marginal, and;
- There are no concentrations above the adopted human health criteria (NEPM HIL A) in samples with RPD values greater than 50%.

BH01/0.0-0.1 was re-tested 3 times due to high lead concentrations (2,300 mg/kg) initially reported above the NEPM HIL D criteria. Subsequent re-testing yielded lead concentrations of 620 mg/kg, 710 mg/kg and 520 mg/kg, all well below the initial concentration. The initial result is considered not to be representative of soil concentrations and therefore the average concentrations of the 3 re-test samples have been adopted for comparison with selected criteria.

One rinsate sample (220621-S-RB01) was tested by Eurofins. All concentrations were reported below laboratory detection limits.

The quality control data indicated an acceptable level of correlation between the results of ALSWRG and Eurofins. The performance of these laboratories in terms of accuracy, precision and completeness of results is considered to be acceptable.

The chemical testing results from the original samples tested by ALSWRG are considered to be acceptable in terms of data quality.

7 DISCUSSION

7.1 Human Health

Elevated lead was reported in one sample (BH01/0.0-0.1 – 617mg/kg⁷) above the adopted human health criteria (NEPM Amendment 2013 HIL/HSL A – 300 mg/kg). The underlying sample (BH01/0.5-0.6) reported a low lead concentration (19 mg/kg) considered to be consistent with background. Bullet tips were observed in the area of the surface fill material. Beveridge Williams considers the elevated lead around BH01 may be a result of the identified bullets and as such unlikely to be representative of the broader soils (supported by the low lead concentrations in underlying soils). Based on the reported lead in this area, soils would be considered unsuitable for the proposed development and will require further investigation to delineate the extent and distribution of lead impacts in the area.

All other analyte concentrations were reported below the guidelines for the protection of human health for sensitive uses such as low-density residential (NEPM Amendment 2013 HIL/HSL A). Therefore, onsite soil concentrations are not considered to pose a risk to the health of future site users across the vast majority of the site.

7.2 Maintenance of Ecosystems

Elevated zinc concentrations were reported in BH05/0.0-0.1 (1,400 mg/kg). Elevated zinc in surface soils around BH05 has the potential to impact zinc-sensitive vegetation, therefore further investigation is considered prudent to investigate heavy metal concentrations in surface soils around the works area. However, Beveridge Williams considers that based on current testing results, the elevated zinc concentrations are not considered pose a widespread issue at the site as:

- Zinc concentrations are likely to be associated with nearby galvanised metal shed roofing.
- The potential area of impact (i.e. carport area adjacent to BH05) is considered to be small (approx. 30 m²).
- Underlying samples tested at 0.2 m & 0.5 m were well below the site-specific EIL criteria. Nearby sample BH06/0.0-0.1 (approx. 6 m away) reported concentrations well below the site-specific EIL criteria (170 mg/kg).
- Nearby vegetation was observed to be in good health; and
- In the broader site context, the calculated 95%UCL mean for zinc in surface soils across the remainder of the site (73.05 mg/kg) is well below the site-specific EIL criteria (990 mg/kg).

All other tested analyte concentrations were below the adopted Ecological Investigation Levels (NEPM Amendment 2013 EIL and site-specific nickel EIL calculated in Section 5.1.2 above) except for one sample (BH05/0.0-0.1). Therefore, soil chemical concentrations across the remainder of site are not considered to pose a risk to site ecology.

7.3 Aesthetics

Fill material (up to 3.0 m deep) was encountered within the southeast portion of the site. Fill comprised a silty clay with trace fill inclusions, including demolition fragments (PVC, brick, concrete, wire etc) typically of less than 5mm in size. Beveridge Williams considers that based on the low concentration of fill inclusions, the trace waste inclusions observed in the fill material are not considered to pose an aesthetic risk.

As such, Beveridge Williams considers that no aesthetic issues are present at the site.

7.4 Asbestos

Four asbestos cement samples (AS01, AS02, TP03-AS01, TP06-AS01) were collected from surface (and in surface soils) in the filled area in the southeast portion of the site. Beveridge Williams considers that the trace levels of bonded asbestos cement fragments are considered to be localised within the fill area, are not considered to be in significant concentrations within the fill material and are likely to be contained to the surface (i.e., top 10 cm of soil).

⁷ 3 x sub-sample testing was conducted on the sample for QA/QC purposes – see Section 6 above.

7.5 Offsite Soil Disposal

7.5.1 Bullet Tip Fill (BH01)

Elevated lead (617 mg/kg) was reported in BH01/0.0-0.1 in fill material in the former dam area in the northeast portion of the site above the EPA IWRG 1828.2 Category Fill Material Upper Limit (300 mg/kg). Bullet tips were observed in the fill material.

Subsequent ASLP testing conducted for lead reported elevated leachable lead (3.8 mg/L) above the EPA IWRG 1828.2 Category C Contaminated Soil Upper Limit. Therefore, should this material be stockpiled for offsite disposal, it is likely to be classified as EPA Category B Contaminated Soil.

7.5.2 Main Works Area

Elevated arsenic (28 mg/kg), nickel (69 mg/kg) and zinc (up to 1,400 mg/kg) were reported in surface soils in the main works area above the EPA IWRG 1828.2 Category Fill Material Upper Limits. Therefore, should surface material from the works area be stockpiled for offsite disposal, they are likely to be classified as EPA Category D or C Contaminated Soil.

Further sampling and testing around BH01 and the main works areas will provide greater resolution around disposal classifications.

7.5.3 Remainder of Site

One sample reported elevated fluoride concentrations (220621-SS01) and one sample reported elevated nickel (TP03/0.0-0.1) above the EPA IWRG 1828.2 Fill Material Upper Limit. However, statistical analysis was carried out using ProUCL 5.1 in accordance with EPA guidelines to calculate 95% UCL means for fluoride and nickel for samples across the site broader site area (excluding isolated areas of heavy metal concentrations discussed above). The 95% UCL means for fluoride (204.8 mg/kg) and nickel (9.603 mg/kg) are all below the Fill Material Upper Limits.

All other reported concentrations were reported below the EPA IWRG 1828.2 Fill Limit. Therefore, onsite soil across the broader site area is classified as **EPA Fill Material**. If soils are to be disposed offsite it must be conducted in accordance with EPA guidelines and regulations.

Should soil staining, odours, or a significant amount of waste fragments (plastic, metal, bonded sheet, ceramics etc) be encountered during soil excavation works, the material should be stockpiled separately and a suitably qualified environmental professional (e.g., Beveridge Williams) engaged to complete further chemical testing and classification. Any soil imported to site during development must be conducted in accordance with EPA regulations.

8 CONCLUSION & RECOMMENDATIONS

Based on observations during a site inspection, soil sampling and chemical testing results, Beveridge Williams considers the majority of the site is considered to be of low risk for widespread contamination. Isolated areas of heavy metal impacts were identified in the following locations onsite:

- Elevated lead was reported in one sample BH01/0.0-0.1 above human health criteria in surface fill (orange sandy clay) located in the northeast portion of the site. The underlying sample (BH01/0.5-0.6) in natural soils reported low lead concentrations considered to be consistent with background levels. Bullet tips were observed in the area of the surface fill material and may result in unrepresentative lead concentrations.
- Elevated zinc in sample BH05/0.0-0.1 around the homestead/garage area, considered due to stormwater runoff from galvanised roofing.

Fill material (up to 3.0 m deep) was encountered within the southeast portion of the site. Fill comprised a silty clay with trace fill inclusions, including demolition fragments (PVC, brick, concrete, wire etc) typically of less than 5mm in size. Beveridge Williams considers that based on the chemical testing results and low concentration of fill inclusions (which are not considered to pose an aesthetic risk) and absence of potential asbestos containing material within sub surface fill, the fill area does not comprise contaminated soils. Trace asbestos cement fragments were observed at surface in the fill area. Beveridge Williams recommends that:

- A suitably qualified asbestos hygienist be engaged to remove trace bonded asbestos cement fragments at surface in the southeast portion.
- A suitably qualified geotechnical consultant be engaged to determine the suitability (compaction and foundation design) of fill for development in the southeast portion of the site.
- Further investigation around BH01 to assess the potential distribution and delineate the extents of the lead impacts.
- Further investigation around BH05 to confirm the extents of elevated zinc in surface soils.

Based on the current information, it is considered that due to the chemical testing results reported, the majority of the site is considered to be of low risk and does not constitute potentially contaminated land. As such an Environmental Audit would not be recommended for the broader site.

Due to the isolated areas of reported concentrations, additional targeted investigations are recommended to be undertaken around the reported lead, zinc and trace asbestos fragments at surface in the southeast portion.

Areas requiring further targeted investigations are shown on Figure 4.

9 LIMITATIONS

Soil and rock formations are variable. The borehole, test pit and surface sample logs indicate the approximate subsurface conditions only at the specific test locations. Boundaries between zones on the logs are often not distinct, but rather are transitional and have been interpreted. The precision with which subsurface conditions are indicated depends largely on the frequency and method of sampling, and the uniformity of subsurface conditions.

Chemical conditions described in this report refer only to those conditions indicated by analysis of samples obtained at the points and under the circumstances noted in the report.

These conditions may differ due to the variability of contaminant concentrations in imported fill material or in natural soil as a consequence of activities on the site or adjacent sites. Where conditions encountered at the site or the proposed development differ significantly from those anticipated in this report, it is a condition of this report that Beveridge Williams & Co Pty Ltd be notified of the changes and provided with an opportunity to review the recommendations of this report.

This report has been prepared as per the scope of works agreed between Beveridge Williams & Co Pty Ltd and the Client which commissioned the report. This report cannot be relied on by any other third party for any purpose except with our prior written consent. The Client may distribute this report to other parties and in doing so warrants that the report is suitable for the purpose it was intended for. However, any party intending to rely on this report should contact Beveridge Williams to determine the suitability of this report for their specific purpose.

BEVERIDGE WILLIAMS & CO PTY LTD

Prepared by



Senior Environmental Engineer

Approved for issue by



Senior Environmental Scientist

FIGURES

FIGURE 1 - SITE LOCATION PLAN

FIGURE 2 - REGIONAL GEOLOGY AND TOPOGRAPHY PLAN

FIGURE 3 - SITE FEATURES AND SAMPLE LOCATION PLAN (GRID & TARGET SAMPLES)

FIGURE 4 - AREAS OF RECOMMENDED FURTHER INVESTIGATION



Approximate Site Location



© COPYRIGHT All rights reserved.
Beveridge Williams & Co Pty Ltd has granted a licence to the principal to use this document for its intended purpose.
No unauthorised copying is permitted.

Project Name	Preliminary Contamination Assessment - 5483 & 5495 Princes Highway, Traralgon		
Drawing Title	Site Location Plan		
Client	Stable Engineering Services		
Rev	Description	Date	By App.

Drawn Date	31.05.2022
Approved Date	13.07.2022
Image Source	NEARMAP

BW Beveridge Williams
development & environment consultants
1 Glenferrie Road
Melburn VIC 3144
Ph: 03 9524 8888
Fac: 03 9524 8899
www.beveridgewilliams.com.au

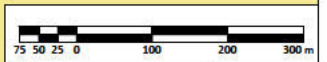
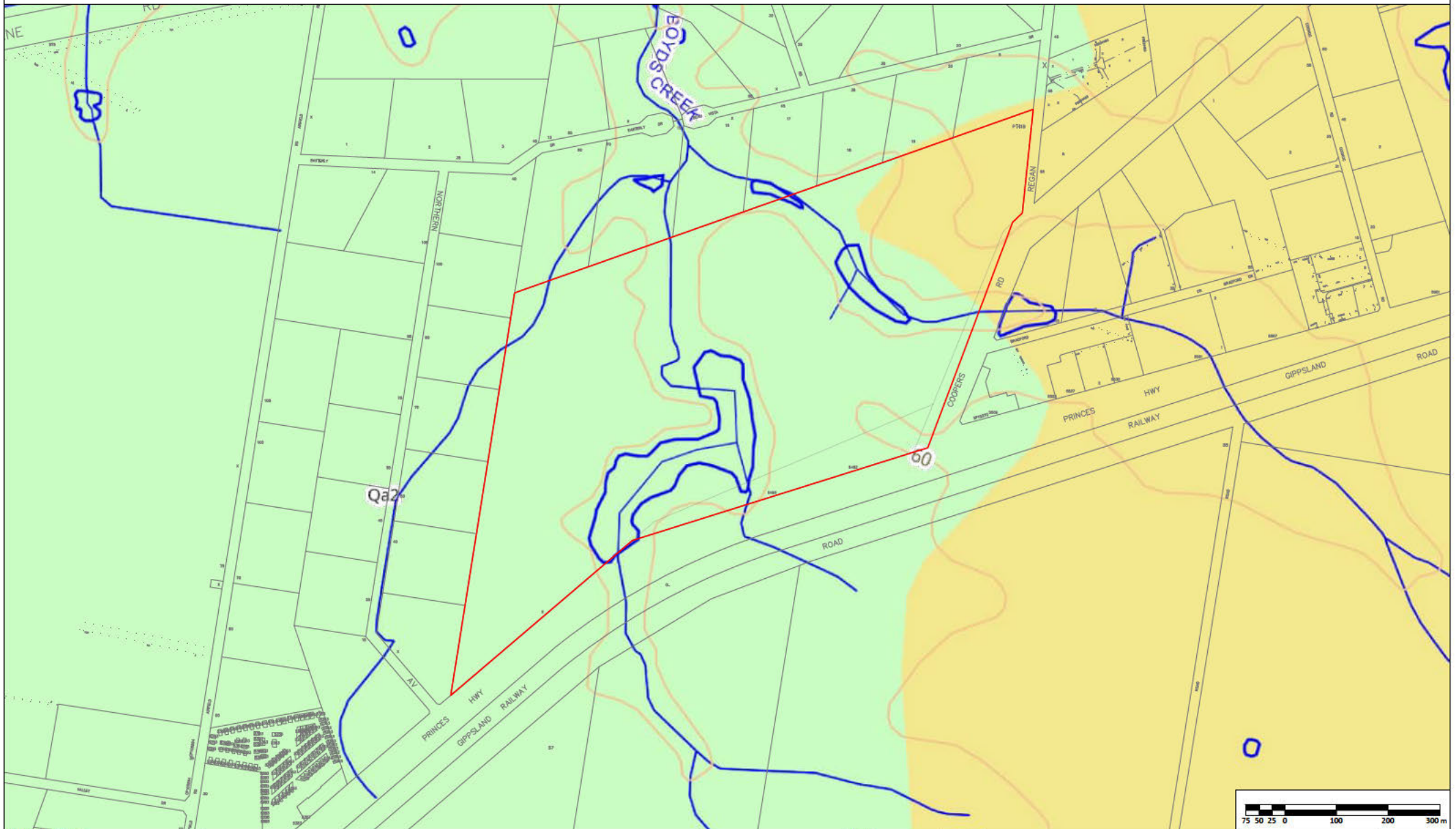
Scale
1:10,000 @ A4

Project Ref: **2101947** Figure No: **01** Rev: **0**

Drawing Ref:
CLIENT DATA\2101947 - 5485 PRINCES HIGHWAY,
TRARALGON_ENV\00\PLANS\2101947 - PLAN.DWG

- Approximate Site Location
- 50 Elevation Contours (mAHD)
- G Watercourses

- Alluvial terrace deposits (Qa2) - gravel, sand silt: variably sorted and rounded, generally unconsolidated, dissected to form terraces higher than Qa1, alluvial, floodplain deposits
- Haunted Hills Formation (Nlh) - sand, silt, gravel: various shades of brown, yellow, red, white; variably sorted, variably rounded; crudely to well-bedded; commonly strongly oxidised with ironstone near the top and also within the formation



© COPYRIGHT All rights reserved. Beveridge Williams & Co Pty Ltd has granted a licence to the principal to use this document for its intended purpose. No unauthorised copying is permitted.	
Rev	Description
Date	By
App.	

Project Name	Preliminary Contamination Assessment - 5483 & 5495 Princes Highway, Traralgon
Drawing Title	Geology, Topography and Watercourses Plan
Client	Stable Property Services

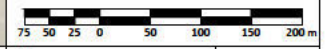
Drawn Date	31.05.2022
Approved Date	13.07.2022
Image Source	NEARMAP

BW Beveridge Williams
 development & environment consultants
 1 Glenferrie Road
 Malvern VIC 3144
 Ph: 03 9524 8888
 Fax: 03 9524 8899
 www.beveridgewilliams.com.au

Scale	1:10,000 @ A4
Project Ref.	2101947
Figure No.	02
Rev.	0



- Approximate Site Location
- ✕ SS01 Approximate Surface Sample Location



<small>© COPYRIGHT All rights reserved. Beveridge Williams & Co Pty Ltd has granted a license to the principal to use this document for its intended purposes. No unauthorized copying is permitted.</small>	
Project Name	Preliminary Contamination Assessment - 5483 & 5495 Princes Highway, Traralgon
Drawing Title	Site Features and Sample Location Plan (Grid Samples)
Client	Stable Property Services
Rev	Description
	Date By App.

Drawn Date	31.05.2022
Approved Date	30.06.2022
Image Source	NEARMAP

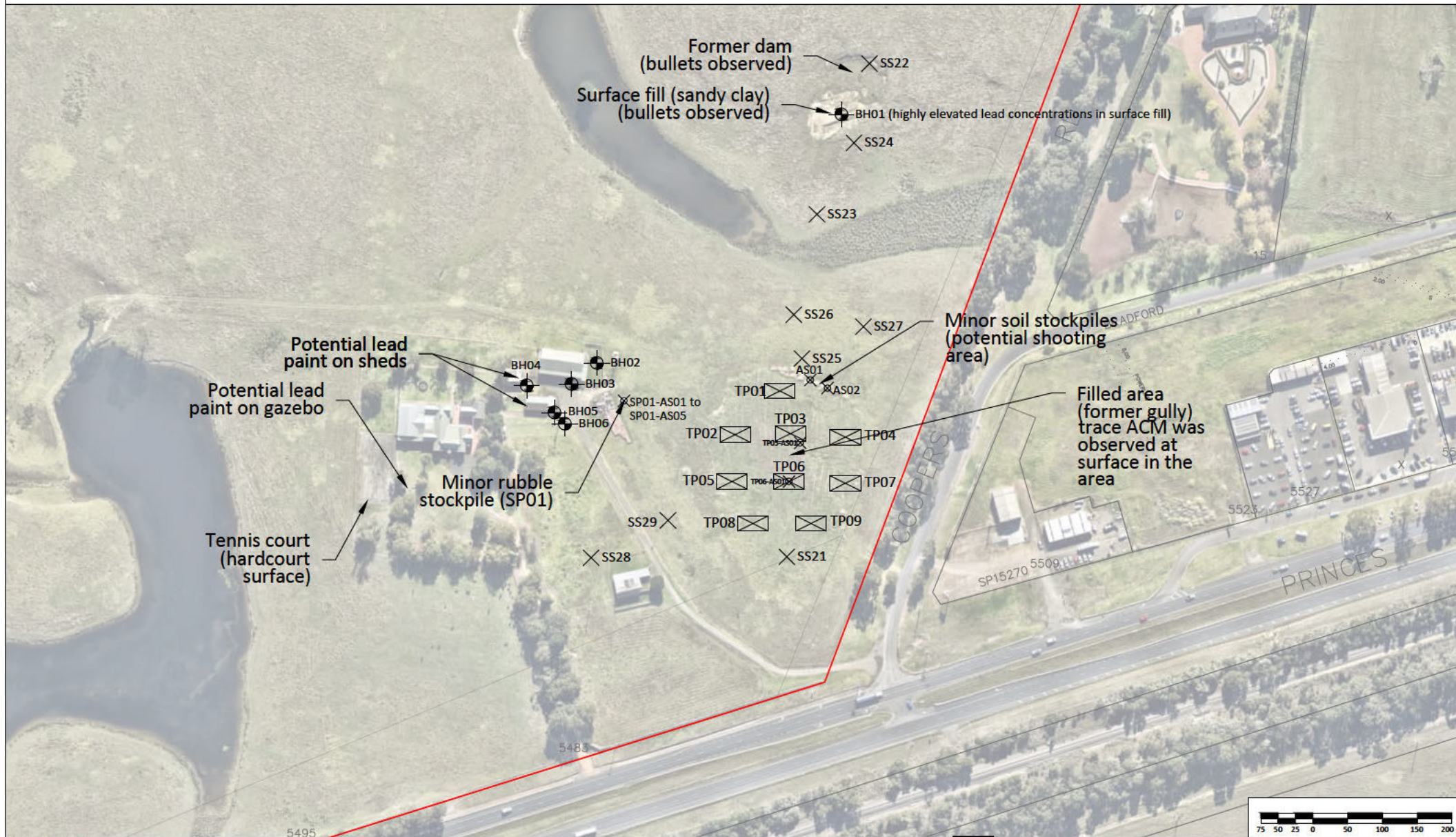
BW Beveridge Williams
development & environment consultants

1 Glenferrie Road
Melburn VIC 3144
Ph: 03 9524 8888
Fax: 03 9524 8899
www.beveridgewilliams.com.au

Scale	1:7,500 @ A4
Project Ref.	2101947
Figure No.	03A
Rev.	0
Drawing Ref.	E:\0607 DATA\2101947 - 5485 PRINCES HIGHWAY, TRARALGON_ENV\009\LAND\2101947 - PLAN.DWG



- Approximate Site Location
- BH01 Approximate Soil Bore Location
- TP01 Approximate Test Pit Location
- SS01 Approximate Surface Sample Location
- AS01 Approximate Asbestos Sample Location



© COPYRIGHT All rights reserved. Beveridge Williams & Co Pty Ltd has granted a licence to the principal to use this document for its intended purpose. No unauthorised copying is permitted.		
Rev	Description	Date By App.

Project Name	Preliminary Contamination Assessment - 5483 & 5495 Princes Highway, Traralgon
Drawing Title	Site Features and Sample Location Plan (Target Samples)
Client	Stable Property Services

Drawn Date	31.05.2022
Approved Date	30.06.2022
Image Source	NEARMAP

BW Beveridge Williams
 development & environment consultants
 1 Glenferrie Road
 Malvern VIC 3144
 Ph: 03 9524 8888
 Fax: 03 9524 8899
 www.beveridgewilliams.com.au

Scale: 1:7,500 @ A4
 Project Ref: 2101947
 Figure No: 03B
 Rev: 0

Project Data\2101947 - 5483 PRINCES HIGHWAY, TRARALGON_ENV\03\PLANS\2101947 - PLAN.DWG

- Approximate Site Location
- Approximate Area of Recommended Further Work



<small>© COPYRIGHT All rights reserved. Beveridge Williams & Co Pty Ltd has granted a licence to the principal to use this document for its intended purpose. No unauthorised copying is permitted.</small>	
Rev	Description
Date	By

Project Name	Preliminary Contamination Assessment - 5483 & 5495 Princes Highway, Traralgon
Drawing Title	Areas of Recommended Further Work
Client	Stable Property Services


Drawn Date	31.05.2022
Approved Date	13.07.2022
Image Source	NEARMAP

BW Beveridge Williams
 development & environment consultants
 1 Glenferrie Road
 Malvern VIC 3144
 Ph: 03 9524 8888
 Fax: 03 9524 8899
 www.beveridgewilliams.com.au

Scale
1:10,000 @ A4

Project Ref: **2101947** Figure No: **04** Rev: **0**

Drawing File
 FLUORIDATA\2101947-5485 PRINCES HIGHWAY, TRARALGON_ENV\04\PLANS\2101947 - PLAN.DWG



APPENDIX A PLANNING PROPERTY REPORT

PLANNING PROPERTY REPORT

From www.planning.vic.gov.au at 31 May 2022 10:25 AM

PROPERTY DETAILS

Address: **5495 PRINCES HIGHWAY TRARALGON 3844**

Crown Description: **Allot. 41D PARISH OF TRARALGON**

Standard Parcel Identifier (SPI): **41D\PP3647**

Local Government Area (Council): **LATROBE** www.latrobe.vic.gov.au

Council Property Number: **34358**

Planning Scheme: **Latrobe** [Planning Scheme - Latrobe](#)

Directory Reference: **Vicroads 97 J5**

UTILITIES

Rural Water Corporation: **Southern Rural Water**

Urban Water Corporation: **Gippsland Water**

Melbourne Water: **Outside drainage boundary**

Power Distributor: **AUSNET**

STATE ELECTORATES

Legislative Council: **EASTERN VICTORIA**

Legislative Assembly: **MORWELL**

OTHER

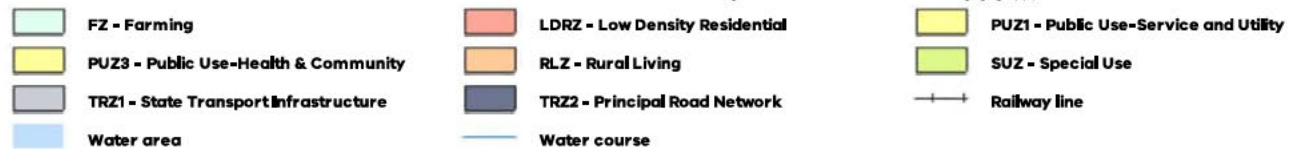
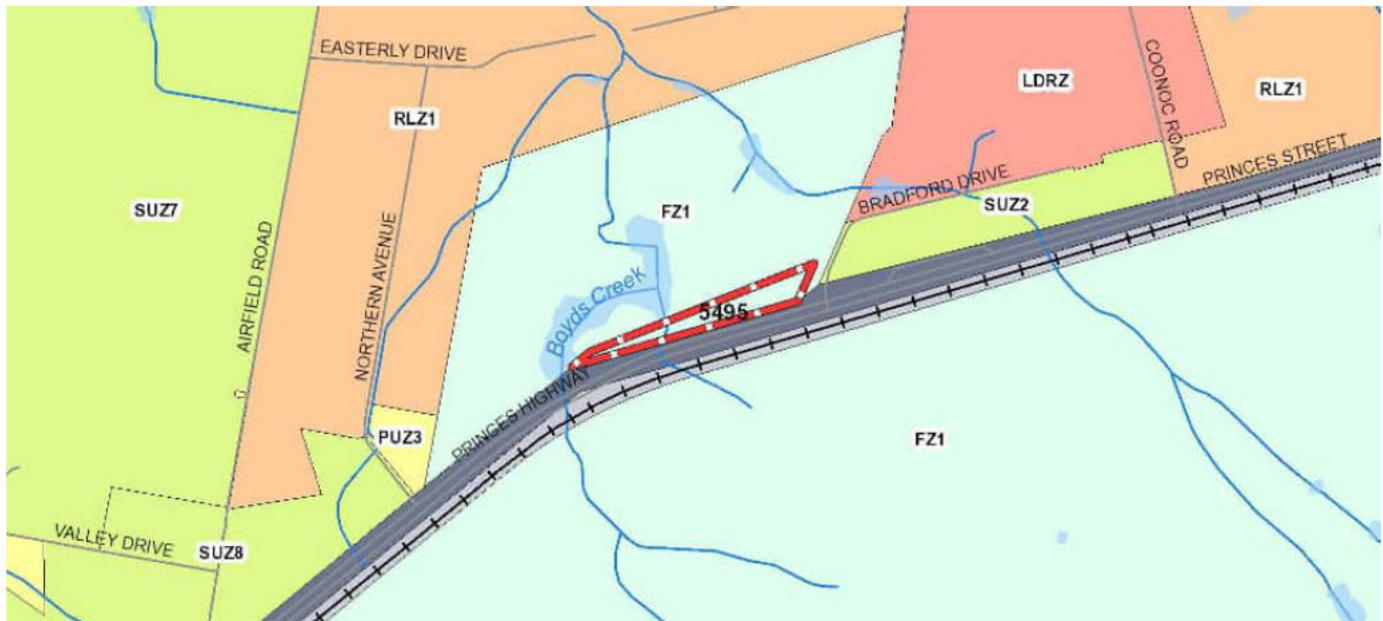
Registered Aboriginal Party: **Gunaikurnai Land and Waters
Aboriginal Corporation**

[View location in VicPlan](#)

Planning Zones

[FARMING ZONE \(FZ\)](#)

[FARMING ZONE - SCHEDULE 1 \(FZ1\)](#)

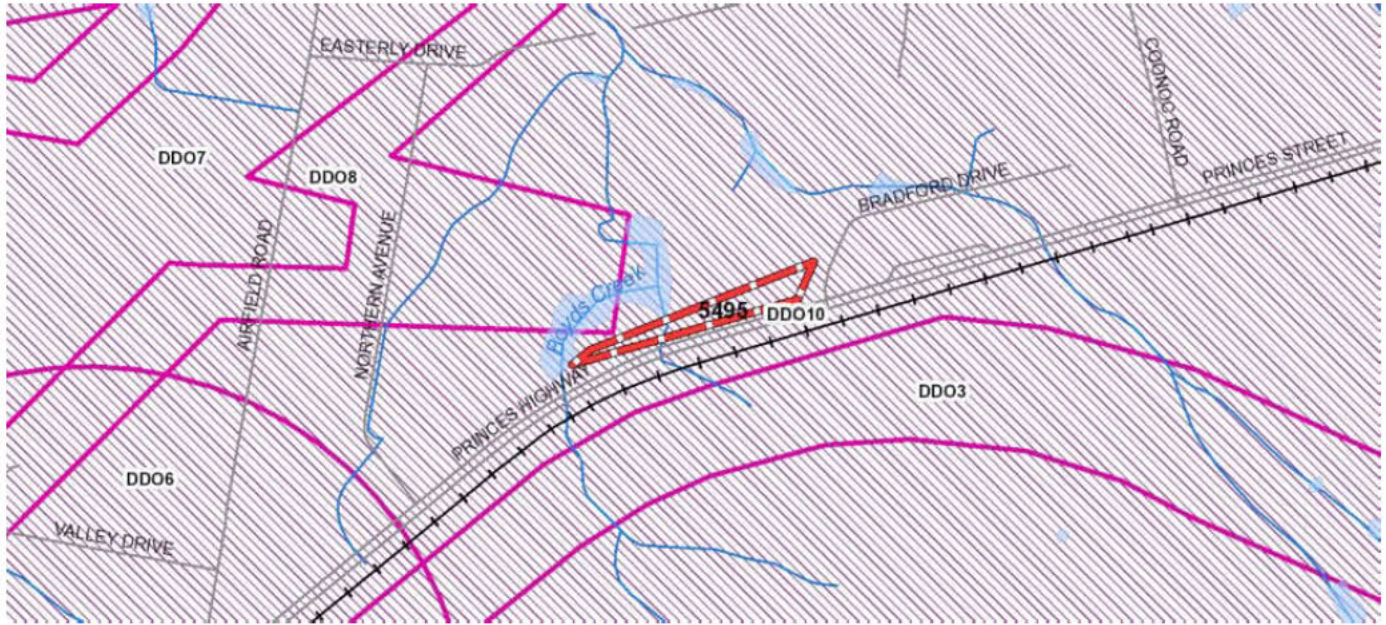


Note: labels for zones may appear outside the actual zone - please compare the labels with the legend.

Planning Overlays

[DESIGN AND DEVELOPMENT OVERLAY \(DDO\)](#)

[DESIGN AND DEVELOPMENT OVERLAY - SCHEDULE 10 \(DDO10\)](#)



Note: due to overlaps, some overlays may not be visible, and some colours may not match those in the legend

PLANNING PROPERTY REPORT

OTHER OVERLAYS

Other overlays in the vicinity not directly affecting this land

[AIRPORT ENVIRONS OVERLAY \(AEO\)](#)

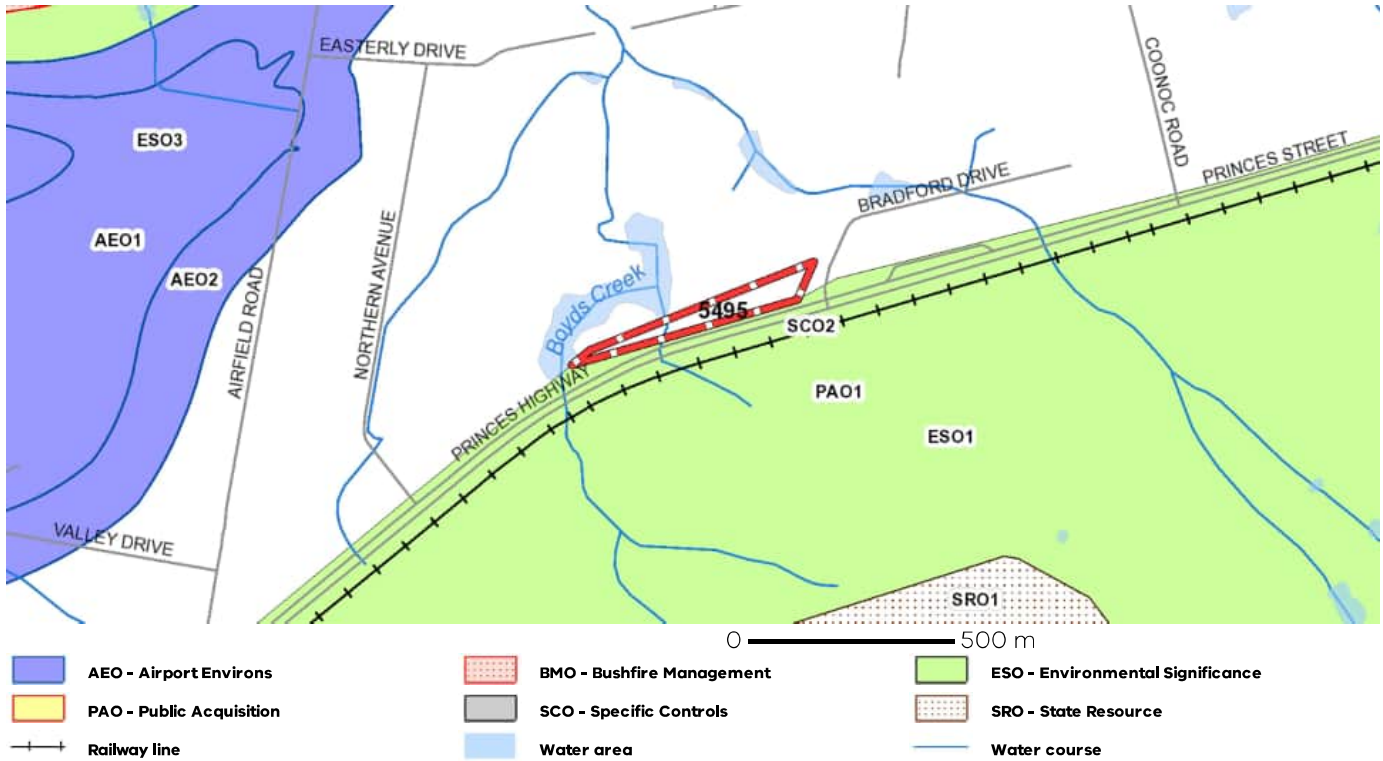
[BUSHFIRE MANAGEMENT OVERLAY \(BMO\)](#)

[ENVIRONMENTAL SIGNIFICANCE OVERLAY \(ESO\)](#)

[PUBLIC ACQUISITION OVERLAY \(PAO\)](#)

[SPECIFIC CONTROLS OVERLAY \(SCO\)](#)

[STATE RESOURCE OVERLAY \(SRO\)](#)



Note: due to overlaps, some overlays may not be visible, and some colours may not match those in the legend

Areas of Aboriginal Cultural Heritage Sensitivity

All or part of this property is an 'area of cultural heritage sensitivity'.

'Areas of cultural heritage sensitivity' are defined under the Aboriginal Heritage Regulations 2018, and include registered Aboriginal cultural heritage places and land form types that are generally regarded as more likely to contain Aboriginal cultural heritage.

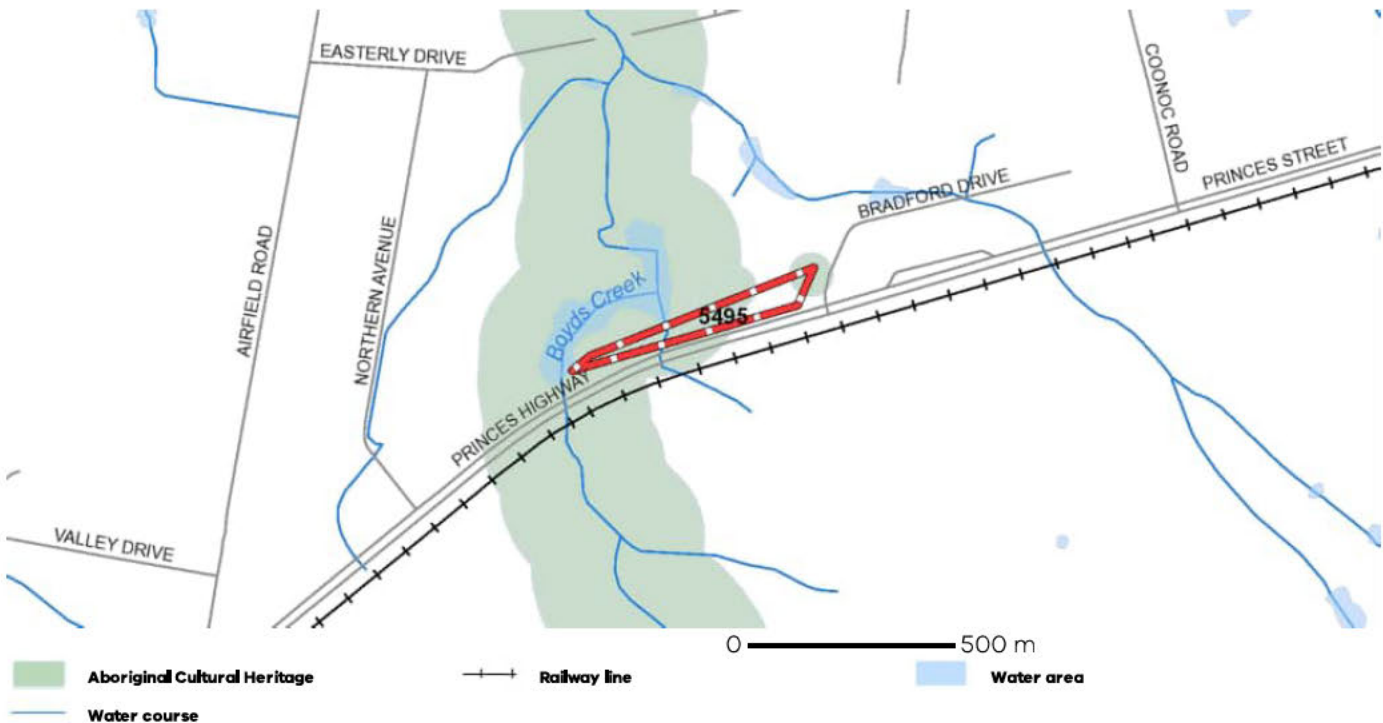
Under the Aboriginal Heritage Regulations 2018, 'areas of cultural heritage sensitivity' are one part of a two part trigger which require a 'cultural heritage management plan' be prepared where a listed 'high impact activity' is proposed.

If a significant land use change is proposed (for example, a subdivision into 3 or more lots), a cultural heritage management plan may be triggered. One or two dwellings, works ancillary to a dwelling, services to a dwelling, alteration of buildings and minor works are examples of works exempt from this requirement.

Under the Aboriginal Heritage Act 2006, where a cultural heritage management plan is required, planning permits, licences and work authorities cannot be issued unless the cultural heritage management plan has been approved for the activity.

For further information about whether a Cultural Heritage Management Plan is required go to <http://www.aav.nrms.net.au/aavQuestion1.aspx>

More information, including links to both the Aboriginal Heritage Act 2006 and the Aboriginal Heritage Regulations 2018, can also be found here - <https://www.aboriginalvictoria.vic.gov.au/aboriginal-heritage-legislation>



Further Planning Information

Planning scheme data last updated on 25 May 2022.

A **planning scheme** sets out policies and requirements for the use, development and protection of land. This report provides information about the zone and overlay provisions that apply to the selected land. Information about the State and local policy, particular, general and operational provisions of the local planning scheme that may affect the use of this land can be obtained by contacting the local council or by visiting <https://www.planning.vic.gov.au>

This report is NOT a **Planning Certificate** issued pursuant to Section 199 of the **Planning and Environment Act 1987**. It does not include information about exhibited planning scheme amendments, or zonings that may abut the land. To obtain a Planning Certificate go to Titles and Property Certificates at Landata - <https://www.landata.vic.gov.au>

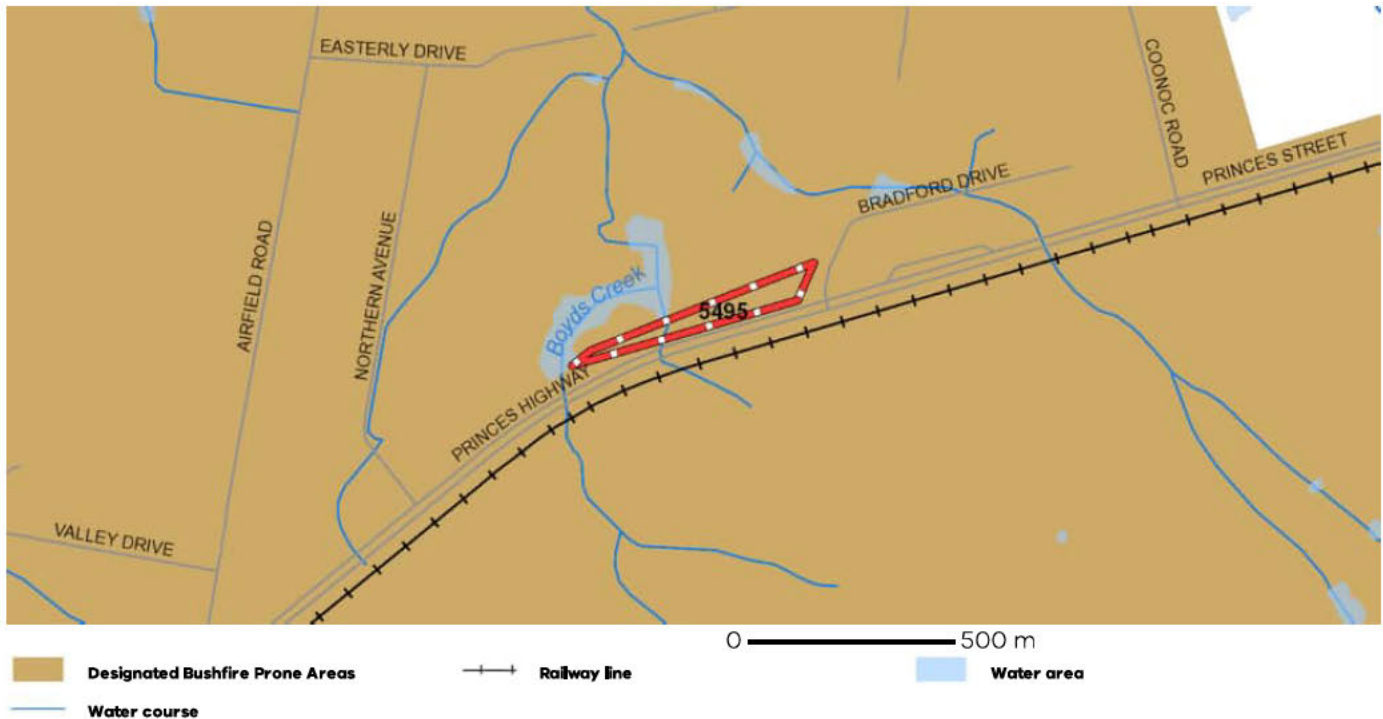
For details of surrounding properties, use this service to get the Reports for properties of interest.

To view planning zones, overlay and heritage information in an interactive format visit <https://mapshare.maps.vic.gov.au/vicplan>

For other information about planning in Victoria visit <https://www.planning.vic.gov.au>

Designated Bushfire Prone Areas

This property is in a designated bushfire prone area.
Special bushfire construction requirements apply. Planning provisions may apply.



Designated bushfire prone areas as determined by the Minister for Planning are in effect from 8 September 2011 and amended from time to time.

The Building Regulations 2018 through application of the Building Code of Australia, apply bushfire protection standards for building works in designated bushfire prone areas.

Designated bushfire prone areas maps can be viewed on VicPlan at <https://mapshare.maps.vic.gov.au/vicplan> or at the relevant local council.

Note: prior to 8 September 2011, the whole of Victoria was designated as bushfire prone area for the purposes of the building control system.

Further information about the building control system and building in bushfire prone areas can be found on the Victorian Building Authority website <https://www.vba.vic.gov.au>

Copies of the Building Act and Building Regulations are available from <http://www.legislation.vic.gov.au>

For Planning Scheme Provisions in bushfire areas visit <https://www.planning.vic.gov.au>

Native Vegetation

Native plants that are indigenous to the region and important for biodiversity might be present on this property. This could include trees, shrubs, herbs, grasses or aquatic plants. There are a range of regulations that may apply including need to obtain a planning permit under Clause 52.17 of the local planning scheme. For more information see [Native Vegetation \(Clause 52.17\)](#) with local variations in [Native Vegetation \(Clause 52.17\) Schedule](#)

To help identify native vegetation on his property and the application of Clause 52.17 please visit the Native Vegetation Information Management system <https://nvim.delwp.vic.gov.au/> and [Native vegetation \(environment.vic.gov.au\)](#) or please contact your relevant council.

You can find out more about the natural values on your property through NatureKit [NatureKit \(environment.vic.gov.au\)](#)

PLANNING PROPERTY REPORT

From www.planning.vic.gov.au at 31 May 2022 10:25 AM

PROPERTY DETAILS

Address: **5483 PRINCES HIGHWAY TRARALGON 3844**

Lot and Plan Number: **More than one parcel - see link below**

Standard Parcel Identifier (SPI): **More than one parcel - see link below**

Local Government Area (Council): **LATROBE** www.latrobe.vic.gov.au

Council Property Number: **34357**

Planning Scheme: **Latrobe** [Planning Scheme - Latrobe](#)

Directory Reference: **Vicroads 97 J5**

This property has 2 parcels. For full parcel details get the free Property report at [Property Reports](#)

UTILITIES

Rural Water Corporation: **Southern Rural Water**

Urban Water Corporation: **Gippsland Water**

Melbourne Water: **Outside drainage boundary**

Power Distributor: **AUSNET**

STATE ELECTORATES

Legislative Council: **EASTERN VICTORIA**

Legislative Assembly: **MORWELL**

OTHER

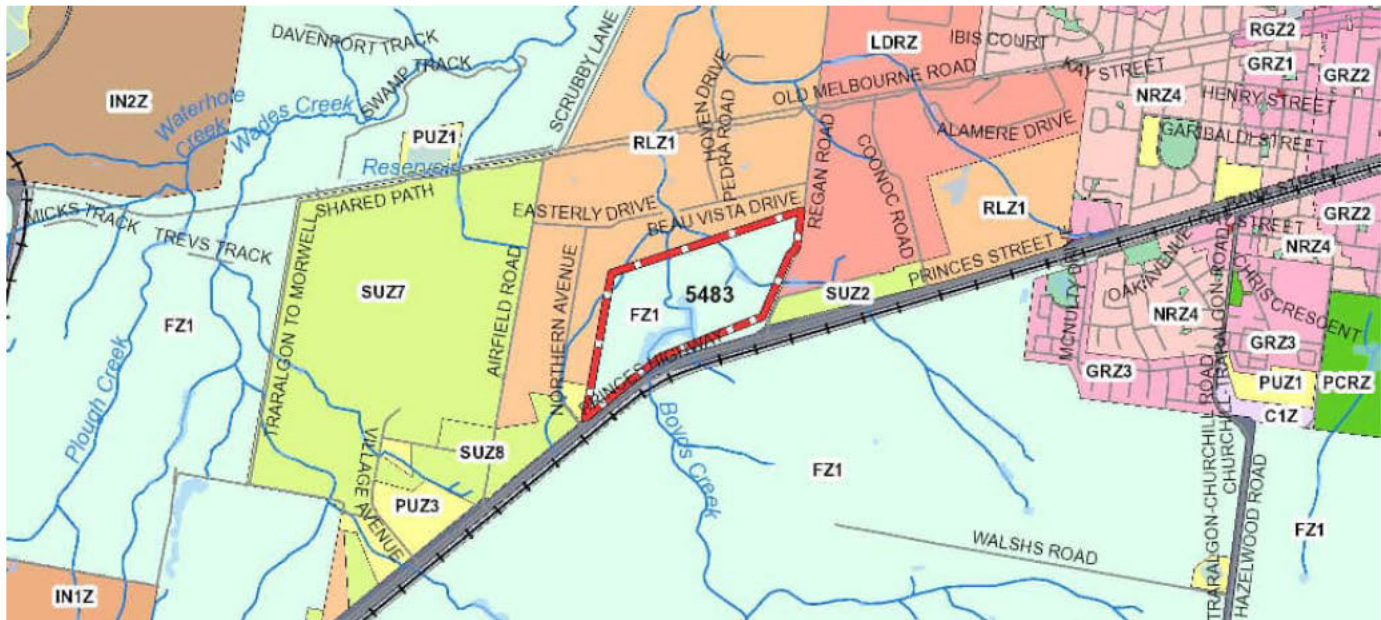
Registered Aboriginal Party: **Gunaikurnai Land and Waters
Aboriginal Corporation**

[View location in VicPlan](#)

Planning Zones

[FARMING ZONE \(FZ\)](#)

[FARMING ZONE - SCHEDULE 1 \(FZ1\)](#)



0 1000 m

	C1Z - Commercial 1		FZ - Farming		GRZ - General Residential
	IN1Z - Industrial 1		IN2Z - Industrial 2		LDRZ - Low Density Residential
	MUZ - Mixed Use		NRZ - Neighbourhood Residential		PCRZ - Public Conservation and Resource
	PPRZ - Public Park and Recreation		PUZ1 - Public Use-Service and Utility		PUZ2 - Public Use-Education
	PUZ3 - Public Use-Health & Community		RGZ - Residential Growth		RLZ - Rural Living
	SUZ - Special Use		TRZ1 - State Transport Infrastructure		TRZ2 - Principal Road Network
	Railway line		Water area		Water course


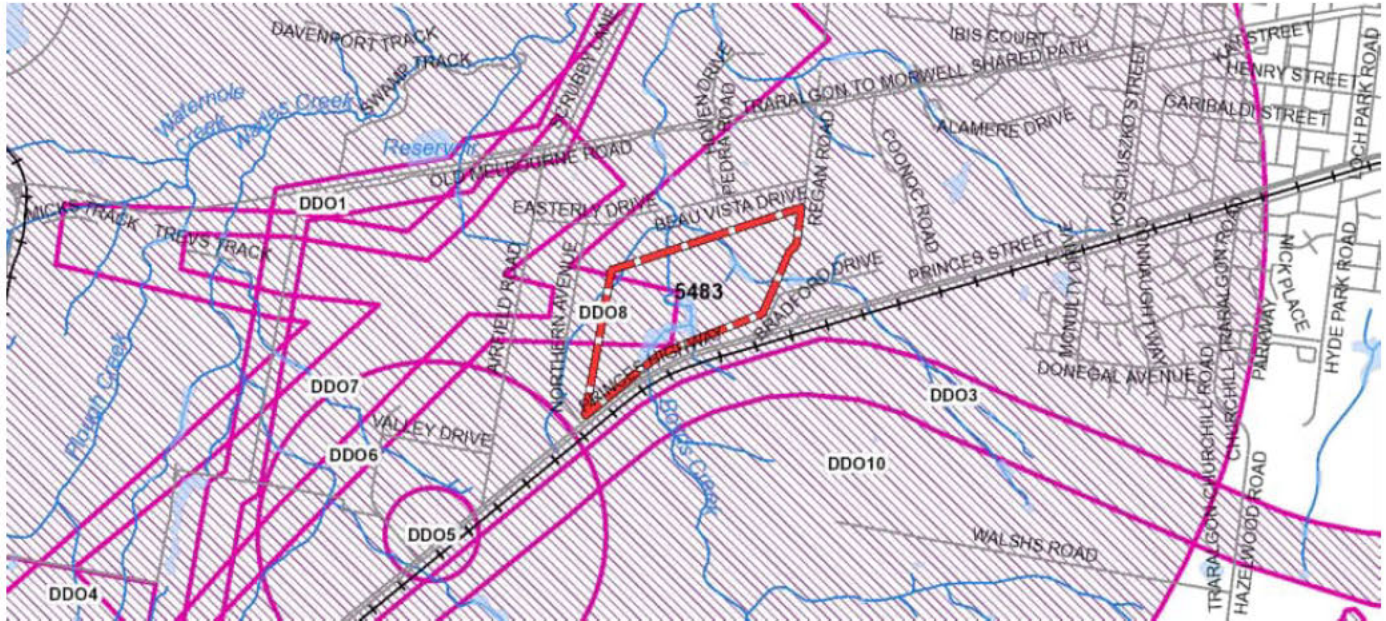
Note: labels for zones may appear outside the actual zone - please compare the labels with the legend.

Planning Overlays

[DESIGN AND DEVELOPMENT OVERLAY \(DDO\)](#)

[DESIGN AND DEVELOPMENT OVERLAY - SCHEDULE 8 \(DDO8\)](#)

[DESIGN AND DEVELOPMENT OVERLAY - SCHEDULE 10 \(DDO10\)](#)



Note: due to overlaps, some overlays may not be visible, and some colours may not match those in the legend

PLANNING PROPERTY REPORT

OTHER OVERLAYS

Other overlays in the vicinity not directly affecting this land

[AIRPORT ENVIRONS OVERLAY \(AEO\)](#)

[BUSHFIRE MANAGEMENT OVERLAY \(BMO\)](#)

[DEVELOPMENT PLAN OVERLAY \(DPO\)](#)

[ENVIRONMENTAL SIGNIFICANCE OVERLAY \(ESO\)](#)

[FLOODWAY OVERLAY \(FO\)](#)

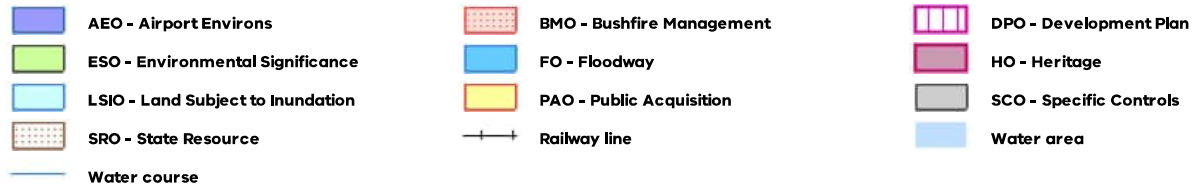
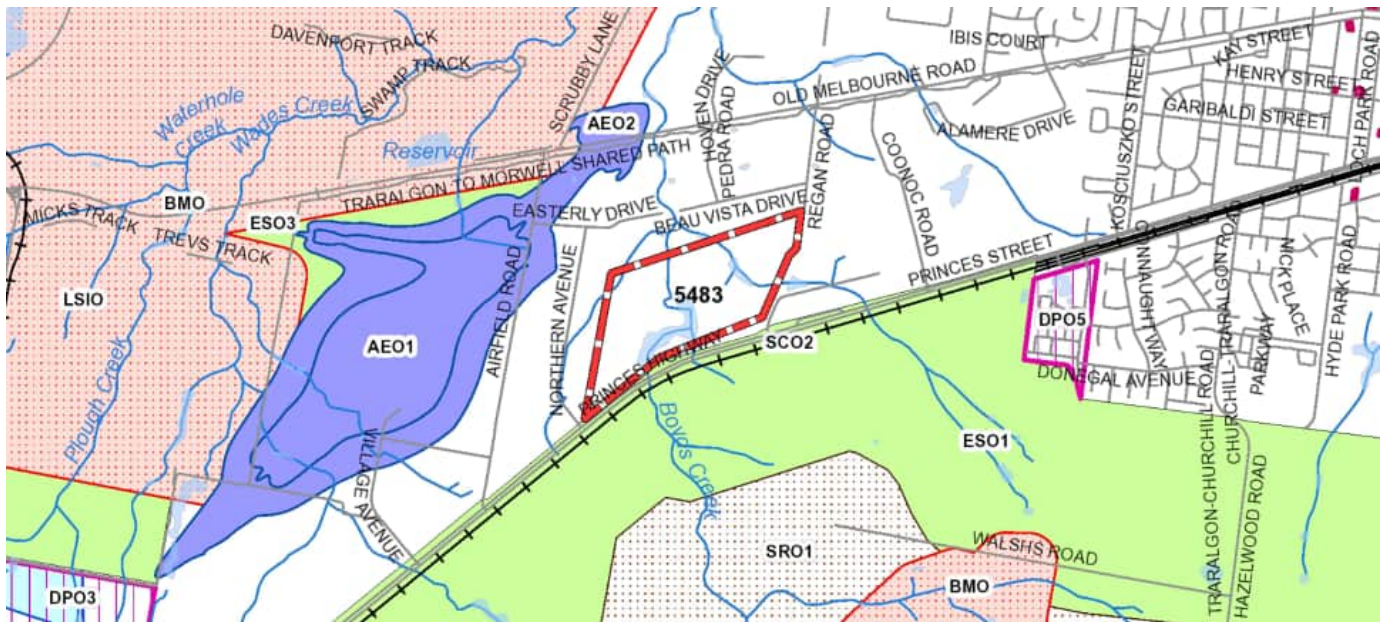
[HERITAGE OVERLAY \(HO\)](#)

[LAND SUBJECT TO INUNDATION OVERLAY \(LSIO\)](#)

[PUBLIC ACQUISITION OVERLAY \(PAO\)](#)

[SPECIFIC CONTROLS OVERLAY \(SCO\)](#)

[STATE RESOURCE OVERLAY \(SRO\)](#)



Note: due to overlaps, some overlays may not be visible, and some colours may not match those in the legend

Areas of Aboriginal Cultural Heritage Sensitivity

All or part of this property is an 'area of cultural heritage sensitivity'.

'Areas of cultural heritage sensitivity' are defined under the Aboriginal Heritage Regulations 2018, and include registered Aboriginal cultural heritage places and land form types that are generally regarded as more likely to contain Aboriginal cultural heritage.

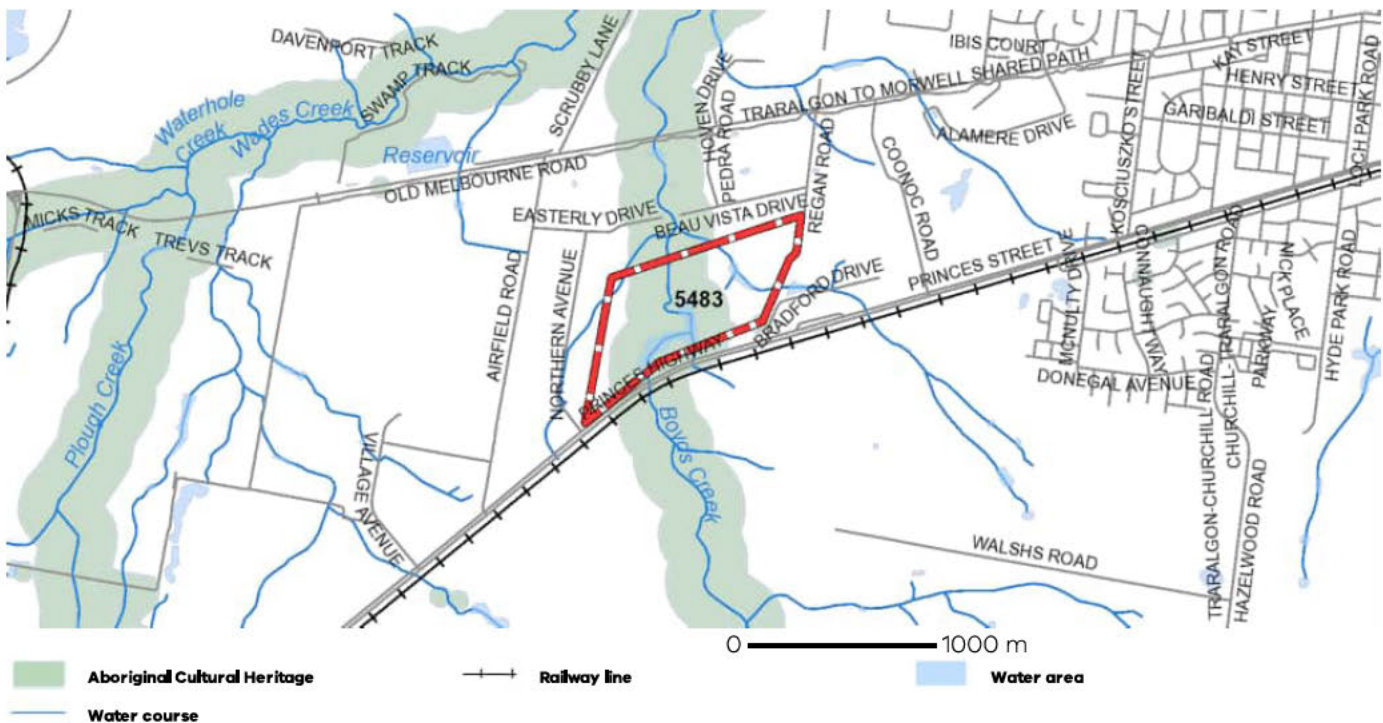
Under the Aboriginal Heritage Regulations 2018, 'areas of cultural heritage sensitivity' are one part of a two part trigger which require a 'cultural heritage management plan' be prepared where a listed 'high impact activity' is proposed.

If a significant land use change is proposed (for example, a subdivision into 3 or more lots), a cultural heritage management plan may be triggered. One or two dwellings, works ancillary to a dwelling, services to a dwelling, alteration of buildings and minor works are examples of works exempt from this requirement.

Under the Aboriginal Heritage Act 2006, where a cultural heritage management plan is required, planning permits, licences and work authorities cannot be issued unless the cultural heritage management plan has been approved for the activity.

For further information about whether a Cultural Heritage Management Plan is required go to <http://www.aav.nrms.net.au/aavQuestion1.aspx>

More information, including links to both the Aboriginal Heritage Act 2006 and the Aboriginal Heritage Regulations 2018, can also be found here - <https://www.aboriginalvictoria.vic.gov.au/aboriginal-heritage-legislation>



Further Planning Information

Planning scheme data last updated on 25 May 2022.

A **planning scheme** sets out policies and requirements for the use, development and protection of land. This report provides information about the zone and overlay provisions that apply to the selected land. Information about the State and local policy, particular, general and operational provisions of the local planning scheme that may affect the use of this land can be obtained by contacting the local council or by visiting <https://www.planning.vic.gov.au>

This report is NOT a **Planning Certificate** issued pursuant to Section 199 of the **Planning and Environment Act 1987**. It does not include information about exhibited planning scheme amendments, or zonings that may affect the land. To obtain a Planning Certificate go to Titles and Property Certificates at Landata - <https://www.landata.vic.gov.au>

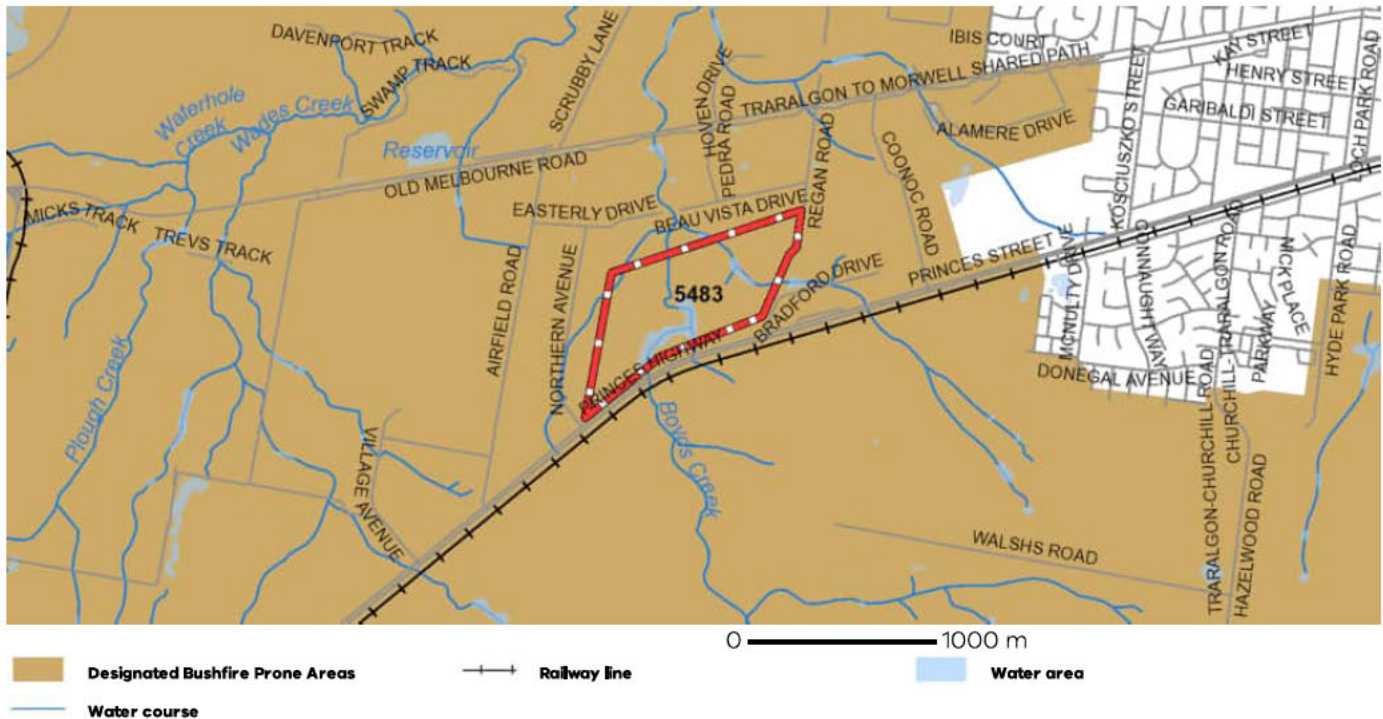
For details of surrounding properties, use this service to get the Reports for properties of interest.

To view planning zones, overlay and heritage information in an interactive format visit <https://mapshare.maps.vic.gov.au/vicplan>

For other information about planning in Victoria visit <https://www.planning.vic.gov.au>

Designated Bushfire Prone Areas

This property is in a designated bushfire prone area.
Special bushfire construction requirements apply. Planning provisions may apply.



Designated bushfire prone areas as determined by the Minister for Planning are in effect from 8 September 2011 and amended from time to time.

The Building Regulations 2018 through application of the Building Code of Australia, apply bushfire protection standards for building works in designated bushfire prone areas.

Designated bushfire prone areas maps can be viewed on VicPlan at <https://mapshare.maps.vic.gov.au/vicplan> or at the relevant local council.

Note: prior to 8 September 2011, the whole of Victoria was designated as bushfire prone area for the purposes of the building control system.

Further information about the building control system and building in bushfire prone areas can be found on the Victorian Building Authority website <https://www.vba.vic.gov.au>

Copies of the Building Act and Building Regulations are available from <http://www.legislation.vic.gov.au>

For Planning Scheme Provisions in bushfire areas visit <https://www.planning.vic.gov.au>


Native Vegetation

Native plants that are indigenous to the region and important for biodiversity might be present on this property. This could include trees, shrubs, herbs, grasses or aquatic plants. There are a range of regulations that may apply including need to obtain a planning permit under Clause 52.17 of the local planning scheme. For more information see [Native Vegetation \(Clause 52.17\)](#) with local variations in [Native Vegetation \(Clause 52.17\) Schedule](#)

To help identify native vegetation on his property and the application of Clause 52.17 please visit the Native Vegetation Information Management system <https://nvim.delwp.vic.gov.au/> and [Native vegetation \(environment.vic.gov.au\)](#) or please contact your relevant council.

You can find out more about the natural values on your property through NatureKit [NatureKit \(environment.vic.gov.au\)](#)

APPENDIX B AERIAL PHOTOGRAPHS




1945



1955




1970




1987



2012



2015



2018



2022

APPENDIX C SITE PHOTOGRAPHS



Photograph 1: View of the large shed in the homestead area onsite. The concrete floor appeared to be in good condition.



Photograph 2: View of a small shed in the homestead area. Potential lead paint was observed on the shed exterior.



Photograph 3: View of a small shed in the homestead area. Potential lead paint was observed on the shed exterior. The main residence appeared to be painted with non-lead paint.



Photograph 4: View inside the small shed in the homestead area. The shed contained old furniture and small packaged quantities of household chemicals.




Photograph 5: View of a gazebo and tennis court in the homestead area of the site. Potential lead paint was observed on the gazebo exterior.



Photograph 6: View of another small shed in the homestead area onsite. Potential lead paint was observed on the shed exterior.



Photograph 7: View inside one of the small sheds onsite. A workshop area was observed. The shed had a concrete floor. Oil stains were observed.



Photograph 8: View of one of the small sheds onsite. Household furniture was observed. Farm machinery was observed adjacent to the shed. A slight hydrocarbon odour was observed at this location.



Photograph 9: View of the southeast portion of site, taken facing east. Fill material was observed in the area. Small stockpiles were observed along the northern edge of the filling.



Photograph 10: View of fill material observed at surface in the northeast portion of the site, adjacent to a former dam (BH01). Bullets were observed at surface in the area with fill material.



Photograph 11: View of bullets observed within sandy clay fill in the area adjacent to the former dam in the northeast portion of site (adjacent to BH01).



Photograph 12: View of the northern portion of site, taken from SS01 facing west.



Photograph 13: View of Boyds Creek in the central portion of the site, taken facing north.



Photograph 14: View of the southwest portion of site, taken facing east. A large dam is present in the southern portion of site.



Photograph 15: View of a stockpile of rubble (concrete, bricks, cement sheet (non-ACM?)) in the homestead area of site.



Photograph 16: View of TP01. Trace fill inclusions were observed within test pits within the filled area.



Photograph 17: View of TP02. Trace fill inclusions were observed within test pits within the filled area.



Photograph 18: View of TP03. Trace fill inclusions were observed within test pits within the filled area.



Photograph 19: View of TP04. Trace fill inclusions were observed within test pits within the filled area.



Photograph 20: View of TP05. Trace fill inclusions were observed within test pits within the filled area.



Photograph 21: View of TP06. Trace fill inclusions were observed within test pits within the filled area.



Photograph 22: View of TP07. Trace fill inclusions were observed within test pits within the filled area.



Photograph 23: View of TP08. Trace fill inclusions were observed within test pits within the filled area.



Photograph 24: View of TP09. Trace fill inclusions were observed within test pits within the filled area.

APPENDIX D BOREHOLE, TEST PIT AND SURFACE SAMPLE LOGS



Client:	Stable Property Services	Project number:	2101947
Project:	Preliminary Contamination Assessment	Logged/prepared by:	██████
Location:	5483 & 5495 Princes Hwy, Traralgon	Checked by:	██████
Date started:	21/06/2022	Date completed:	21/06/2022
Driller:	Beveridge Williams	Borehole depth (m):	0.8
Drilling equipment:	Hand Auger	Borehole diameter (mm):	80

Method	Water	Depth (m)	Graphic Log	Material Description	Observations	Moisture	PID (ppm)	Contamination Ranking	Sample details
Hand Auger	None observed	0.5		FILL (CL) - sandy clay; orange brown; sand: medium to coarse grained, sub-angular, gap-graded; with bullet tips; no odour; moist	FILL	M	0.0	1	BH01/0.0-0.1 ▲
				From 0.4 m: moist		M			
				ML - clayey SILT; low plasticity; brown; firm; with rootlets; no odour; moist	NATURAL	M	0.0	0	BH01/0.5-0.6 ▲
							0.0	0	BH01/0.7-0.8
		1.0		End of borehole at 0.8 m					



Beveridge Williams

development & environment consultants

1 Glenferrie Road, Malvern VIC 3144
Ph: 03 9524 8888 Fax: 03 9524 8899
www.beveridgewilliams.com.au

BH02

Soil Bore

PAGE 1 OF 1

Client:	Stable Property Services	Project number:	2101947
Project:	Preliminary Contamination Assessment	Logged/prepared by:	██████
Location:	5483 & 5495 Princes Hwy, Traralgon	Checked by:	██████
Date started:	21/06/2022	Date completed:	21/06/2022
Driller:	Beveridge Williams	Borehole depth (m):	0.6
Drilling equipment:	Hand Auger	Borehole diameter (mm):	80

Method	Water	Depth (m)	Graphic Log	Material Description	Observations	Moisture	PID (ppm)	Contamination Ranking	Sample details
Hand Auger	None observed	0.5		FILL (SC) - clayey sand; medium to coarse grained, sub-rounded; some gravel: medium to coarse grained, sub-rounded; quartz; organic odour; moist	FILL	M	0.0	0	BH02/0.0-0.1 ▲
				ML - clayey SILT; low plasticity; brown; firm; no odour; moist	NATURAL	M	0.0	0	BH02/0.4-0.5
				End of borehole at 0.6 m					
		1.0							



Beveridge Williams

development & environment consultants

1 Glenferrie Road, Malvern VIC 3144
Ph: 03 9524 8888 Fax: 03 9524 8899
www.beveridgewilliams.com.au

BH03

Soil Bore

PAGE 1 OF 1

Client:	Stable Property Services	Project number:	2101947
Project:	Preliminary Contamination Assessment	Logged/prepared by:	██████
Location:	5483 & 5495 Princes Hwy, Traralgon	Checked by:	██████
Date started:	21/06/2022	Date completed:	21/06/2022
Driller:	Beveridge Williams	Borehole depth (m):	0.6
Drilling equipment:	Hand Auger	Borehole diameter (mm):	80

Method	Water	Depth (m)	Graphic Log	Material Description	Observations	Moisture	PID (ppm)	Contamination Ranking	Sample details
Hand Auger	None observed	0.5		FILL (GP) - sandy gravel; medium grained, sub-angular; grey; sand: fine to coarse-grained, sub-angular, gap-graded; no odour; moist	FILL	M	0.0	0	BH03/0.0-0.1 ▲
				FILL (CL) - sandy clay; brown mottled orange; sand: medium to coarse grained, sub-angular, gap-graded; no odour; moist		M	0.0	0	BH03/0.2-0.3
				ML - clayey SILT; low plasticity; brown; firm; no odour; moist	NATURAL	M	0.0	0	BH03/0.4-0.5
		1.0		End of borehole at 0.6 m					



Beveridge Williams

development & environment consultants

1 Glenferrie Road, Malvern VIC 3144
Ph: 03 9524 8888 Fax: 03 9524 8899
www.beveridgewilliams.com.au

BH04

Soil Bore

PAGE 1 OF 1

Client:	Stable Property Services	Project number:	2101947
Project:	Preliminary Contamination Assessment	Logged/prepared by:	██████
Location:	5483 & 5495 Princes Hwy, Traralgon	Checked by:	██████
Date started:	21/06/2022	Date completed:	21/06/2022
Driller:	Beveridge Williams	Borehole depth (m):	0.5
Drilling equipment:	Hand Auger	Borehole diameter (mm):	80

Method	Water	Depth (m)	Graphic Log	Material Description	Observations	Moisture	PID (ppm)	Contamination Ranking	Sample details
Hand Auger	None observed	0.5		FILL - silty sand; medium to coarse grained, sub-angular, gap-graded; brown; no odour; moist	FILL	M	0.0	0	BH04/0.0-0.1 BH04/0.0-0.1A 220621-S-D03 ▲
				ML - clayey SILT; low plasticity; brown; firm; no odour; moist	NATURAL	M	0.0	0	BH04/0.3-0.4
		1.0		End of borehole at 0.5 m					



Client:	Stable Property Services	Project number:	2101947
Project:	Preliminary Contamination Assessment	Logged/prepared by:	██████
Location:	5483 & 5495 Princes Hwy, Traralgon	Checked by:	██████
Date started:	21/06/2022	Date completed:	21/06/2022
Driller:	Beveridge Williams	Borehole depth (m):	0.6
Drilling equipment:	Hand Auger	Borehole diameter (mm):	80

Method	Water	Depth (m)	Graphic Log	Material Description	Observations	Moisture	PID (ppm)	Contamination Ranking	Sample details
Hand Auger	None observed	0.5		FILL - silty sand; medium to coarse grained, sub-angular, gap-graded; brown; slight hydrocarbon odour; moist	FILL	M	0.0	1	BH05/0.0-0.1 ▲
				ML - clayey SILT; low plasticity; brown mottled orange; firm; no odour; moist	NATURAL	M	0.0	0	BH05/0.2-0.3 ▲
								0.0	0
		1.0		End of borehole at 0.6 m					



Client:	Stable Property Services	Project number:	2101947
Project:	Preliminary Contamination Assessment	Logged/prepared by:	██████
Location:	5483 & 5495 Princes Hwy, Traralgon	Checked by:	██████
Date started:	21/06/2022	Date completed:	21/06/2022
Driller:	Beveridge Williams	Borehole depth (m):	0.6
Drilling equipment:	Hand Auger	Borehole diameter (mm):	80

Method	Water	Depth (m)	Graphic Log	Material Description	Observations	Moisture	PID (ppm)	Contamination Ranking	Sample details
Hand Auger	None observed	0.5		FILL (SP) - gravelly sand; fine to medium grained, sub-angular, gap-graded; brown; gravel: medium grained, sub-angular, basalt crushed rock; with rootlets; no odour; moist	FILL	M	0.0	0	BH06/0.0-0.1 ▲
				CL - sandy CLAY; brown mottled orange; sand: fine to medium grained, sub-angular, gap-graded; firm; no odour; moist	NATURAL	M	0.0	0	BH06/0.1-0.2
				From 0.3 m: no orange mottling					
				From 0.5 m: clayey sand; pale brown			0.0	0	BH06/0.5-0.6
		1.0		End of borehole at 0.6 m					



Client:	Stable Property Services	Project number:	2101947
Project:	Preliminary Contamination Assessment	Logged/prepared by:	[REDACTED]
Location:	5483 & 5495 Princes Hwy, Traralgon	Checked by:	[REDACTED]
Date started:	21/06/2022	Date completed:	21/06/2022
Operator:	KPH	Test pit depth (m):	3.2
Machinery:	8 t Excavator	Test pit width (m):	0.6
		Test pit length (m):	3.0

Method	Water	Depth (m)	Graphic Log	Material Description	Observations	Moisture	PID (ppm)	Contamination Ranking	Sample details
		0.5		FILL (CL) - silty clay; low plasticity; grey; loose; organic odour; dry	FILL	D	0.0	0	TP01/0.0-0.1
		1.0		FILL (SM) - silty sand; low plasticity; orange brown; loose; organic odour; dry		D	0.0	0	TP01/0.7-0.8 ▲
		1.0		FILL (CL) - silty clay; low plasticity; grey brown; trace fill inclusions (bitumen, PVC, concrete, burnt roots); loose; organic odour; dry		D	0.0	0	TP01/1.0-1.1
		2.0					0.0	0	TP01/2.0-2.1 ▲
		3.0		CL - silty CLAY; low plasticity; black; trace burnt wood; no odour; wet	NATURAL	W	0.0	0	TP01/3.0-3.1 ▲
		3.0		CL - silty CLAY; low plasticity; green; no odour; wet		W	0.0	0	TP01/3.1-3.2
		3.5		End of test pit at 3.2 m					



Client:	Stable Engineering Services	Project number:	2101947
Project:	Preliminary Contamination Assessment	Logged/prepared by:	[REDACTED]
Location:	5483 & 5495 Princes Hwy, Traralgon	Checked by:	[REDACTED]
Date started:	21/06/2022	Date completed:	21/06/2022
Operator:	KPH	Test pit depth (m):	1.0
Machinery:	8 t Excavator	Test pit width (m):	0.6
		Test pit length (m):	3.0

Method	Water	Depth (m)	Graphic Log	Material Description	Observations	Moisture	PID (ppm)	Contamination Ranking	Sample details
8 t Excavator	None observed	0.5		FILL (CL) - silty clay; medium plasticity; dark brown; with sand (fine grained, sub-angular, gap-graded); some gravel (sub-rounded); with rootlets; loose; organic odour; moist	FILL	M	0.0	0	TP02/0.0-0.1 ▲
		0.5 - 1.0		CL - silty CLAY; green mottled orange; with gravel (sub-rounded); firm; with rootlets; organic odour; dry	NATURAL	D	0.0	0	TP02/0.5-0.6
		1.0		CL - silty CLAY; green mottled orange; with gravel (sub-rounded); firm; with rootlets; organic odour; dry	NATURAL	D	0.0	0	TP02/0.9-1.0 ▲
		1.5		End of test pit at 1.0 m					
		2.0							
		2.5							
		3.0							
		3.5							



Client:	Stable Property Services	Project number:	2101947
Project:	Preliminary Contamination Assessment	Logged/prepared by:	[REDACTED]
Location:	5483 & 5495 Princes Hwy, Traralgon	Checked by:	[REDACTED]
Date started:	21/06/2022	Date completed:	21/06/2022
Operator:	KPH	Test pit depth (m):	3.1
Machinery:	8 t Excavator	Test pit width (m):	0.6
		Test pit length (m):	3.0

Method	Water	Depth (m)	Graphic Log	Material Description	Observations	Moisture	PID (ppm)	Contamination Ranking	Sample details	
		0.5		FILL (CL) - silty clay; dark grey; with sand (coarse grained, sub-rounded); with gravel (fine to coarse grained, sub-rounded); trace fill inclusions (PVC, bitumen, ACM); no odour; moist	FILL	M	0.0	1	TP03/0.0-0.1 ▲	
		1.0		From 0.8 m: grey; fill inclusions (brick, asphalt, plastic)				0.0	1	TP03-AS01 ▲
		1.5		FILL (CH) - clay; high plasticity; grey mottled orange; trace fill inclusions (brick, asphalt, plastic); firm; no odour; moist		M				
		2.0						0.0	1	TP03/1.0-1.1 ▲
		2.5						0.0	1	TP03/2.0-2.1 ▲
		3.0		CL - CLAY; low plasticity; grey; soft; no odour; moist	NATURAL	M				
		3.1		CL - silty CLAY; low plasticity; black; trace burnt wood; no odour; wet			W	0.0	0	TP03/3.0-3.1 ▲
		3.5		End of test pit at 3.1 m						



Client:	Stable Property Services	Project number:	2101947
Project:	Preliminary Contamination Assessment	Logged/prepared by:	[REDACTED]
Location:	5483 & 5495 Princes Hwy, Traralgon	Checked by:	[REDACTED]
Date started:	21/06/2022	Date completed:	21/06/2022
Operator:	KPH	Test pit depth (m):	2.7
Machinery:	8 t Excavator	Test pit width (m):	0.6
		Test pit length (m):	3.0

Method	Water	Depth (m)	Graphic Log	Material Description	Observations	Moisture	PID (ppm)	Contamination Ranking	Sample details	
8 t Excavator	None observed	0.0		FILL (CL) - silty CLAY; low plasticity; brown mottled orange; with sand (coarse grained, sub-rounded); with gravel (fine to coarse grained, sub-rounded); trace fill inclusions (plastic, bricks; concrete); no odour; moist	FILL	M	0.0	0	TP04/0.0-0.1 TP04/0.0-0.1A 220621-S-D02 ▲	
		0.5						0.0	0	TP04/0.5-0.6
		1.0		FILL (CL) - clay; low plasticity; orange brown; with gravel (fine-grained); trace fill inclusions (wood, brick, asphalt, plastic); firm; no odour; moist		M	0.0	1	TP04/1.0-1.1 ▲	
		2.0		CL - CLAY; low plasticity; dark grey; soft; no odour; moist	NATURAL	M	0.0	0	TP04/2.2-2.3 ▲	
		2.5		CL - silty CLAY; low plasticity; orange brown; no odour; moist		M	0.0	0	TP04/2.5-2.6	
		3.0		End of test pit at 2.7 m						
		3.5								



Client:	Stable Property Services	Project number:	2101947
Project:	Preliminary Contamination Assessment	Logged/prepared by:	[REDACTED]
Location:	5483 & 5495 Princes Hwy, Traralgon	Checked by:	[REDACTED]
Date started:	21/06/2022	Date completed:	21/06/2022
Operator:	KPH	Test pit depth (m):	0.8
Machinery:	8 t Excavator	Test pit width (m):	0.6
		Test pit length (m):	3.0

Method	Water	Depth (m)	Graphic Log	Material Description	Observations	Moisture	PID (ppm)	Contamination Ranking	Sample details
8 t Excavator	None observed	0.5		FILL (CL) - sandy clay; brown mottled orange and yellow; sand: coarse grained, sub-rounded; trace fill inclusions (brick, concrete, plastic); no odour; moist	FILL	M	0.0	0	TP05/0.0-0.1 ▲
				CL - silty CLAY; dark grey; loose; no odour; dry	NATURAL	D	0.0	0	TP05/0.5-0.6 ▲
				CL - sandy CLAY; low plasticity; grey mottled orange; no odour; moist		M	0.0	0	TP05/0.7-0.8
		1.0		End of test pit at 0.8 m					
		1.5							
		2.0							
		2.5							
		3.0							
		3.5							



Client:	Stable Property Services	Project number:	2101947
Project:	Preliminary Contamination Assessment	Logged/prepared by:	[REDACTED]
Location:	5483 & 5495 Princes Hwy, Traralgon	Checked by:	[REDACTED]
Date started:	21/06/2022	Date completed:	21/06/2022
Operator:	KPH	Test pit depth (m):	3.0
Machinery:	8 t Excavator	Test pit width (m):	0.6
		Test pit length (m):	3.0

Method	Water	Depth (m)	Graphic Log	Material Description	Observations	Moisture	PID (ppm)	Contamination Ranking	Sample details
		0.5		FILL (CL) - silty clay; brown; trace fill inclusions (brick, concrete, ACM); no odour; moist	FILL	M	0.0	0	TP06/0.0-0.1 ▲ TP06-AS01 ▲
		1.0		FILL (CL) - clay; low plasticity; brown mottled orange and grey; trace fill inclusions (bitumen, brick, PVC); no odour; moist		M	0.0	0	TP06/0.5-0.6 TP06/1.0-1.1 ▲
		1.5							
		2.0							
		2.5							
		3.0		CL - sandy CLAY; low plasticity; grey mottled orange; no odour; moist	NATURAL	M	0.0	0	TP06/2.0-2.1 ▲ TP06/2.9-3.0
		3.5		End of test pit at 3.0 m					



Client:	Stable Property Services	Project number:	2101947
Project:	Preliminary Contamination Assessment	Logged/prepared by:	[REDACTED]
Location:	5483 & 5495 Princes Hwy, Traralgon	Checked by:	[REDACTED]
Date started:	21/06/2022	Date completed:	21/06/2022
Operator:	KPH	Test pit depth (m):	2.5
Machinery:	8 t Excavator	Test pit width (m):	0.6
		Test pit length (m):	3.0

Method	Water	Depth (m)	Graphic Log	Material Description	Observations	Moisture	PID (ppm)	Contamination Ranking	Sample details
				FILL (CL) - silty clay; brown; with rootlets; no odour; moist	FILL	M	0.0	0	TP07/0.0-0.1 ▲
		0.5		FILL (SM) - silty sand; low plasticity; whitish grey; loose; no odour; moist		M	0.0	0	TP07/0.5-0.6
		1.0		FILL (CL) - silty clay; low plasticity; brown; trace fill inclusions (plastic, brick, concrete); no odour; moist		M	0.0	0	TP07/1.0-1.1 ▲
		2.5		CL - silty CLAY; low plasticity; black; no odour; moist	NATURAL	M	0.0	0	TP07/2.2-2.3
				End of test pit at 2.5 m					

Report: ENV TP - Project: 2101947 - 5495 PRINCES HWY, TRARALGON.GPJ Template: GINT STD AUSTRALIA.GDT Created: 13/7/22

8 t Excavator
None observed



Client:	Stable Property Services	Project number:	2101947
Project:	Preliminary Contamination Assessment	Logged/prepared by:	[REDACTED]
Location:	5483 & 5495 Princes Hwy, Traralgon	Checked by:	[REDACTED]
Date started:	21/06/2022	Date completed:	21/06/2022
Operator:	KPH	Test pit depth (m):	1.6
Machinery:	8 t Excavator	Test pit width (m):	0.6
		Test pit length (m):	3.0

Method	Water	Depth (m)	Graphic Log	Material Description	Observations	Moisture	PID (ppm)	Contamination Ranking	Sample details
8 t Excavator	None observed	0.5		FILL (CL) - silty clay; low plasticity; pale grey / brown; with sand (fine grained, sub-angular, gap-graded); trace fill inclusions (plastic, concrete); no odour; moist	FILL	M	0.0	0	TP08/0.0-0.1
		1.0							TP08/0.5-0.6
		1.5							TP08/1.0-1.1
		1.5		CL - sandy CLAY; low plasticity; grey mottled orange; no odour; moist	NATURAL	M	0.0	0	TP08/1.5-1.6
		2.0		End of test pit at 1.6 m					
		2.5							
		3.0							
		3.5							



Client:	Stable Property Services	Project number:	2101947
Project:	Preliminary Contamination Assessment	Logged/prepared by:	[REDACTED]
Location:	5483 & 5495 Princes Hwy, Traralgon	Checked by:	[REDACTED]
Date started:	21/06/2022	Date completed:	21/06/2022
Operator:	KPH	Test pit depth (m):	2.3
Machinery:	8 t Excavator	Test pit width (m):	0.6
		Test pit length (m):	3.0

Method	Water	Depth (m)	Graphic Log	Material Description	Observations	Moisture	PID (ppm)	Contamination Ranking	Sample details
8 t Excavator None observed				FILL (CL) - silty clay; low plasticity; grey; loose; trace fill inclusions (plastic); organic odour; moist	FILL	M	0.0	0	TP09/0.0-0.1 TP09/0.0-0.1A 220621-S-D04 ▲
		0.5		FILL (CL) - silty clay; low plasticity; pale brown; trace fill inclusions (ceramic, brick, concrete, wire); organic odour; moist		M	0.0	0	TP09/0.5-0.6 ▲
		1.0		FILL (SM) - silty sand; low plasticity; whitish grey; loose; no odour; moist		M	0.0	0	TP09/1.0-1.1
		1.5							
		2.0		FILL (CL) - silty clay; low plasticity; brown; trace fill inclusions (plastic, brick, concrete); no odour; moist		M	0.0	0	TP09/2.0-2.1 ▲
				CL - silty CLAY; low plasticity; black; no odour; moist	NATURAL	M	0.0	0	TP09/2.2-2.3
		2.5		End of test pit at 2.3 m					
		3.0							
		3.5							

Soil Sample Descriptions	
Job no:	2101947

Client:	Stable Property Group	Logged by:	[REDACTED]
Project:	Preliminary Contamination Assessment	Prepared by:	[REDACTED]
Location:	5483 & 5495 Princes Hwy, Traralgon	Checked by:	[REDACTED]

Sample ID	Date	Duplicate/split	Depth (m)	PID (ppm)	CR	Sample description	Sample Analysed
220621-SS01	21/06/2022	220621-SS01A, 220621-S-D01	0.0-0.1	0.0	0	ML - sandy SILT; dark brown; sand: fine to medium grained, sub-angular, gap-graded; no odour; moist	▲
220621-SS02	21/06/2022	-	0.0-0.1	0.0	0	ML - sandy SILT; dark brown; sand: fine to medium grained, sub-angular, gap-graded; no odour; moist	▲
220621-SS03	21/06/2022	-	0.0-0.1	0.0	0	ML - sandy SILT; dark brown; sand: fine to medium grained, sub-angular, gap-graded; no odour; moist	▲
220621-SS04	21/06/2022	-	0.0-0.1	0.0	0	ML - sandy SILT; dark brown; sand: fine to medium grained, sub-angular, gap-graded; no odour; moist	▲
220621-SS05	21/06/2022	-	0.0-0.1	0.0	0	ML - sandy SILT; dark brown; sand: fine to medium grained, sub-angular, gap-graded; no odour; moist	▲
220621-SS06	21/06/2022	-	0.0-0.1	0.0	0	ML - sandy SILT; dark brown; sand: fine to medium grained, sub-angular, gap-graded; no odour; moist	▲
220621-SS07	21/06/2022	-	0.0-0.1	0.0	0	ML - sandy SILT; dark brown; sand: fine to medium grained, sub-angular, gap-graded; no odour; moist	▲
220621-SS08	21/06/2022	-	0.0-0.1	0.0	0	ML - sandy SILT; dark brown; sand: fine to medium grained, sub-angular, gap-graded; no odour; moist	▲
220621-SS09	21/06/2022	-	0.0-0.1	0.0	0	ML - sandy SILT; dark brown; sand: fine to medium grained, sub-angular, gap-graded; no odour; moist	▲
220621-SS10	21/06/2022	-	0.0-0.1	0.0	0	ML - sandy SILT; dark brown; sand: fine to medium grained, sub-angular, gap-graded; no odour; moist	▲
220621-SS11	21/06/2022	-	0.0-0.1	0.0	0	ML - sandy SILT; dark brown; sand: fine to medium grained, sub-angular, gap-graded; no odour; moist	▲
220621-SS12	21/06/2022	-	0.0-0.1	0.0	0	ML - sandy SILT; dark brown; sand: fine to medium grained, sub-angular, gap-graded; no odour; moist	▲
220621-SS13	21/06/2022	-	0.0-0.1	0.0	0	ML - sandy SILT; dark brown; sand: fine to medium grained, sub-angular, gap-graded; no odour; moist	▲
220621-SS14	21/06/2022	-	0.0-0.1	0.0	0	ML - sandy SILT; dark brown; sand: fine to medium grained, sub-angular, gap-graded; no odour; moist	▲
220621-SS15	21/06/2022	-	0.0-0.1	0.0	0	ML - sandy SILT; dark brown; sand: fine to medium grained, sub-angular, gap-graded; no odour; moist	▲
220621-SS16	21/06/2022	-	0.0-0.1	0.0	0	ML - sandy SILT; dark brown; sand: fine to medium grained, sub-angular, gap-graded; no odour; moist	▲
220621-SS17	21/06/2022	-	0.0-0.1	0.0	0	ML - sandy SILT; dark brown; sand: fine to medium grained, sub-angular, gap-graded; no odour; moist	▲
220621-SS18	21/06/2022	-	0.0-0.1	0.0	0	ML - sandy SILT; dark brown; sand: fine to medium grained, sub-angular, gap-graded; no odour; moist	▲
220621-SS19	21/06/2022	-	0.0-0.1	0.0	0	ML - sandy SILT; dark brown; sand: fine to medium grained, sub-angular, gap-graded; no odour; moist	▲
220621-SS20	21/06/2022	-	0.0-0.1	0.0	0	ML - sandy SILT; dark brown; sand: fine to medium grained, sub-angular, gap-graded; no odour; moist	▲
220621-SS21	21/06/2022	-	0.0-0.1	0.0	0	ML - sandy SILT; dark brown; sand: fine to medium grained, sub-angular, gap-graded; no odour; moist	▲
220621-SS22	21/06/2022	-	0.0-0.1	0.0	1	FILL - sandy clay; pale brown; sand: fine to coarse grained, sub-rounded, gap-graded; soft; no odour; moist	▲
220621-SS23	21/06/2022	-	0.0-0.1	0.0	0	ML - sandy SILT; dark brown; sand: fine to medium grained, sub-angular, gap-graded; no odour; moist	▲
220621-SS24	21/06/2022	-	0.0-0.1	0.0	1	FILL - sandy clay; pale brown; sand: fine to coarse grained, sub-rounded, gap-graded; soft; no odour; moist	▲
220621-SS25	21/06/2022	-	0.0-0.1	0.0	0	ML - sandy SILT; dark brown; sand: fine to medium grained, sub-angular, gap-graded; no odour; moist	▲
220621-SS26	21/06/2022	-	0.0-0.1	0.0	0	ML - sandy SILT; dark brown; sand: fine to medium grained, sub-angular, gap-graded; no odour; moist	▲
220621-SS27	21/06/2022	-	0.0-0.1	0.0	0	ML - sandy SILT; dark brown; sand: fine to medium grained, sub-angular, gap-graded; no odour; moist	▲
220621-SS28	21/06/2022	-	0.0-0.1	0.0	0	ML - sandy SILT; dark brown; sand: fine to medium grained, sub-angular, gap-graded; no odour; moist	▲
220621-SS29	21/06/2022	-	0.0-0.1	0.0	0	ML - sandy SILT; dark brown; sand: fine to medium grained, sub-angular, gap-graded; no odour; moist	▲

APPENDIX E TABULATED SOIL RESULTS

Table 01
Chemical Testing Results
Soil



		Metals																								
		Antimony	Arsenic		Barium	Beryllium	Boron	Cadmium	Chromium (hexavalent)	Chromium (III+VI)	Cobalt	Copper	Iron	Lead		Manganese	Mercury	Molybdenum	Nickel		Selenium	Silver	Tin	Vanadium	Zinc	
		mg/kg	mg/kg	mg/L	mg/kg	mg/kg	mg/kg	mg/kg	mg/kg	mg/kg	mg/kg	mg/kg	mg/kg	mg/kg	mg/L	mg/kg	mg/kg	mg/kg	mg/kg	mg/L	mg/kg	mg/kg	mg/kg	mg/kg	mg/kg	
EOL		10	2	0.01	10	2	10	0.4	1	5	5	5	20	5	0.01	5	0.1	5	5	0.01	2	2	10	10	5	
EPA Vic IWRG1828.2 Category B upper limit		300	2,000	4	25,000	400	60,000	400	2,000			20,000		6,000	4		300	4,000	12,000	8	40,000	720			140,000	
EPA Vic IWRG1828.2 Category C upper limit		75	500	1	6,250	100	15,000	100	500			5,000		1,500	1		75	1,000	3,000	2	10,000	180			35,000	
EPA Vic IWRG1828.2 Category D / Industrial Waste upper limit		75	500	0.5	6,250	100	15,000	100	500			5,000		1,500	0.5		75	1,000	3,000	1	10,000	180			35,000	
EPA Vic IWRG1828.2 Fill material upper limit			20					3	1			100		300			1	40	60		10	10	50		200	
NEPM Amendment 2013 EIL (urb res/public open space) - aged			100							190		230		1,100					350						990	
NEPM Amendment 2013 EIL (urb res/public open space) - fresh			50							75		120		270					120						380	
NEPM 2013 Table 1B(6) ESLs for Urban Res, Fine Soil																										
NEPM 2013 Table 1A(1) HILs Res A Soil			100			60	4,500	20	100		100	6,000		300		3,800	40		400		200				7,400	
NEPM 2013 Table 1A(1) HILs Res B Soil			500			90	40,000	150	500		600	30,000		1,200		14,000	120		1,200		1,400				60,000	
NEPM 2013 Table 1A(1) HILs Rec C Soil			300			90	20,000	90	300		300	17,000		600		19,000	80		1,200		700				30,000	
NEPM 2013 Table 1A(1) HILs Comm/Ind D Soil			3,000			500	300,000	900	3,600		4,000	240,000		1,500		60,000	730		6,000		10,000				400,000	
Field ID	Date	Depth																								
220621-SS01	21/06/2022	0 - 0.1	<10	<2	-	18	<2	<10	<0.4	<1	<5	<5	3,400	<5	-	31	<0.1	<5	<5	-	<2	<2	<10	<10	<5	
220621-SS02	21/06/2022	0 - 0.1	<10	<2	-	73	<2	<10	<0.4	-	10	<5	5,600	8.3	-	78	<0.1	<5	<5	-	<2	<2	<10	19	7.6	
220621-SS03	21/06/2022	0 - 0.1	<10	<2	-	47	<2	<10	<0.4	-	5.6	<5	7,000	6.4	-	61	<0.1	<5	<5	-	<2	<2	<10	20	7.4	
220621-SS04	21/06/2022	0 - 0.1	<10	<2	-	34	<2	11	<0.4	-	5.1	<5	5,800	6.3	-	29	<0.1	<5	<5	-	<2	<2	<10	18	<5	
220621-SS05	21/06/2022	0 - 0.1	<10	<2	-	34	<2	<10	<0.4	-	<5	<5	3,000	<5	-	52	<0.1	<5	<5	-	<2	<2	<10	<10	5.1	
220621-SS06	21/06/2022	0 - 0.1	<10	<2	-	83	<2	11	<0.4	-	6.9	<5	5.4	4,600	9.5	-	120	<0.1	<5	<5	-	<2	<2	<10	11	39
220621-SS07	21/06/2022	0 - 0.1	<10	<2	-	31	<2	<10	<0.4	-	5.1	<5	7.2	4,200	<5	-	61	<0.1	<5	<5	-	<2	<2	<10	14	6.4
220621-SS08	21/06/2022	0 - 0.1	<10	<2	-	36	<2	<10	<0.4	-	<5	<5	4,000	5.2	-	57	<0.1	<5	<5	-	<2	<2	<10	15	6.1	
220621-SS09	21/06/2022	0 - 0.1	<10	<2	-	49	<2	<10	<0.4	-	7.2	<5	8.8	4,500	6.6	-	100	<0.1	<5	<5	-	<2	<2	<10	18	10
220621-SS10	21/06/2022	0 - 0.1	<10	<2	-	31	<2	12	<0.4	-	<5	<5	9.0	3,100	5.3	-	43	<0.1	<5	<5	-	<2	<2	<10	12	<5
220621-SS11	21/06/2022	0 - 0.1	<10	<2	-	26	<2	<10	<0.4	-	8.5	<5	<5	8,800	6.3	-	58	<0.1	<5	<5	-	<2	<2	<10	26	5.8
220621-SS12	21/06/2022	0 - 0.1	<10	<2	-	47	<2	<10	<0.4	-	8.5	<5	6.7	7,200	11	-	150	<0.1	<5	<5	-	<2	<2	<10	15	27
220621-SS13	21/06/2022	0 - 0.1	<10	2.9	-	130	<2	16	0.4	-	7.8	<5	17	6,800	29	-	340	<0.1	<5	5.5	-	<2	<2	<10	17	92
220621-SS14	21/06/2022	0 - 0.1	<10	<2	-	26	<2	<10	<0.4	-	<5	<5	11	3,200	<5	-	77	<0.1	<5	<5	-	<2	<2	<10	11	7.1
220621-SS15	21/06/2022	0 - 0.1	<10	<2	-	38	<2	<10	<0.4	-	<5	<5	12	5,500	6.0	-	89	<0.1	<5	<5	-	<2	<2	<10	16	8.1
220621-SS16	21/06/2022	0 - 0.1	<10	<2	-	35	<2	<10	<0.4	-	<5	<5	<5	3,500	5.8	-	26	<0.1	<5	<5	-	<2	<2	<10	<10	5.5
220621-SS17	21/06/2022	0 - 0.1	<10	<2	-	95	<2	15	<0.4	-	7.0	<5	9.3	10,000	35	-	170	0.1	<5	<5	-	<2	<2	<10	17	37
220621-SS18	21/06/2022	0 - 0.1	<10	<2	-	22	<2	<10	<0.4	-	5.2	<5	<5	5,100	<5	-	48	<0.1	<5	<5	-	<2	<2	<10	22	<5
220621-SS19	21/06/2022	0 - 0.1	<10	<2	-	61	<2	<10	<0.4	-	6.6	<5	6.9	5,000	7.6	-	130	<0.1	<5	<5	-	<2	<2	<10	18	7.4
220621-SS20	21/06/2022	0 - 0.1	<10	<2	-	29	<2	<10	<0.4	-	8.3	<5	5.8	5,600	6.6	-	49	<0.1	<5	<5	-	<2	<2	<10	23	5.5
220621-SS21	21/06/2022	0 - 0.1	<10	<2	-	75	<2	<10	<0.4	-	24	6.4	5.9	18,000	9.0	-	45	<0.1	<5	12	-	<2	<2	<10	40	15
220621-SS22	21/06/2022	0 - 0.1	<10	<2	-	170	<2	<10	<0.4	-	6.4	<5	<5	7,700	<5	-	8.8	<0.1	<5	<5	-	<2	<2	<10	15	6.5
220621-SS23	21/06/2022	0 - 0.1	<10	<2	-	45	<2	<10	<0.4	-	<5	<5	<5	4,800	6.3	-	49	<0.1	<5	<5	-	<2	<2	<10	14	6.1
220621-SS24	21/06/2022	0 - 0.1	<10	2.6	-	180	<2	<10	<0.4	-	6.5	<5	9.6	13,000	24	-	13	<0.1	<5	<5	-	<2	<2	<10	28	<5
220621-SS25	21/06/2022	0 - 0.1	<10	4.5	-	63	<2	<10	<0.4	-	29	9.6	6.7	34,000	11	-	80	<0.1	<5	11	-	<2	<2	<10	66	18
220621-SS26	21/06/2022	0 - 0.1	<10	<2	-	79	<2	<10	<0.4	-	15	<5	6.4	15,000	8.5	-	85	<0.1	<5	5.5	-	<2	<2	<10	35	13
220621-SS27	21/06/2022	0 - 0.1	<10	14	-	29	<2	<10	<0.4	-	20	<5	<5	47,000	12	-	62	<0.1	<5	<5	-	<2	<2	<10	100	6.4
220621-SS28	21/06/2022	0 - 0.1	<10	<2	-	30	<2	<10	<0.4	-	5.4	<5	<5	5,100	8.5	-	35	<0.1	<5	<5	-	<2	<2	<10	18	6.8
220621-SS29	21/06/2022	0 - 0.1	<10	<2	-	48	<2	12	<0.4	-	7.6	<5	5.4	5,800	9.3	-	170	<0.1	<5	<5	-	<2	<2	<10	17	17

Table 01
Chemical Testing Results
Soil



Metals																										
	Antimony	Arsenic	Barium	Beryllium	Boron	Cadmium	Chromium (hexavalent)	Chromium (III+VI)	Cobalt	Copper	Iron	Lead	Manganese	Mercury	Molybdenum	Nickel	Selenium	Silver	Tin	Vanadium	Zinc					
	mg/kg	mg/kg	mg/L	mg/kg	mg/kg	mg/kg	mg/kg	mg/kg	mg/kg	mg/kg	mg/kg	mg/kg	mg/L	mg/kg	mg/kg	mg/kg	mg/L	mg/kg	mg/kg	mg/kg	mg/kg					
EQI	10	2	0.01	10	2	10	0.4	1	5	5	20	5	0.01	5	5	0.01	2	2	10	10	5					
EPA Vic IWRG1828.2 Category B upper limit	300	2,000	4	25,000	400	60,000	400	2,000		20,000		6,000	4		300	4,000	12,000	8	40,000	720	140,000					
EPA Vic IWRG1828.2 Category C upper limit	75	500	1	6,250	100	15,000	100	500		5,000		1,500	1		75	1,000	3,000	2	10,000	180	35,000					
EPA Vic IWRG1828.2 Category D / Industrial Waste upper limit	75	500	0.5	6,250	100	15,000	100	500		5,000		1,500	0.5		75	1,000	3,000	1	10,000	180	35,000					
EPA Vic IWRG1828.2 Fill material upper limit		20				3	1			100		300		1	40	60	10	10	50		200					
NEPM Amendment 2013 EIL (urb res/public open space) - aged		100						190		230		1,100				350					990					
NEPM Amendment 2013 EIL (urb res/public open space) - fresh		50						75		120		270				120					380					
NEPM 2013 Table 1B(6) ESLs for Urban Res, Fine Soil																										
NEPM 2013 Table 1A(1) HILs Res A Soil		100		60	4,500	20	100		100	6,000		300	3,800	40		400		200			7,400					
NEPM 2013 Table 1A(1) HILs Res B Soil		500		90	40,000	150	500		600	30,000		1,200	14,000	120		1,200		1,400			60,000					
NEPM 2013 Table 1A(1) HILs Rec C Soil		300		90	20,000	90	300		300	17,000		600	19,000	80		1,200		700			30,000					
NEPM 2013 Table 1A(1) HILs Comm/Ind D Soil		3,000		500	300,000	900	3,600		4,000	240,000		1,500	60,000	730		6,000		10,000			400,000					
Field ID	Date	Depth																								
BH01/0.0-0.1 (re-tested)	21/06/2022	0 - 0.1	51	<2	-	91	<2	<10	<0.4	-	<5	<5	160	7,000	617	3.8	8.1	<0.1	<5	25	-	<2	<2	<10	16	<5
BH01/0.5-0.6	21/06/2022	0.5 - 0.6	<10	<2	-	21	<2	<10	<0.4	-	<5	<5	<5	10,000	19	-	7.4	<0.1	<5	<5	-	<2	<2	<10	15	<5
BH02/0.0-0.1	21/06/2022	0 - 0.1	<10	2.4	-	51	<2	<10	<0.4	-	6.5	<5	7.9	5,900	26	-	98	<0.1	<5	6.0	-	<2	<2	<10	<10	70
BH03/0.0-0.1	21/06/2022	0 - 0.1	<10	2.4	-	95	<2	<10	<0.4	-	35	<5	32	28,000	13	-	370	<0.1	<5	39	-	<2	<2	<10	33	140
BH04/0.0-0.1	21/06/2022	0 - 0.1	<10	2.5	-	45	<2	13	<0.4	-	6.6	<5	12	6,300	88	-	110	<0.1	<5	<5	-	<2	<2	<10	<10	330
BH05/0.0-0.1	21/06/2022	0 - 0.1	<10	28	0.01	97	<2	<10	1.5	<1	23	11	28	18,000	150	-	330	<0.1	<5	45	-	<2	<2	<10	29	1,400
BH05/0.2-0.3	21/06/2022	0.2 - 0.3	-	-	-	-	-	-	-	-	-	-	-	-	-	-	-	-	-	-	-	-	-	-	-	180
BH05/0.5-0.6	21/06/2022	0.5 - 0.6	-	-	-	-	-	-	-	-	-	-	-	-	-	-	-	-	-	-	-	-	-	-	-	88
BH06/0.0-0.1	21/06/2022	0 - 1	<10	5.8	-	130	<2	<10	<0.4	<1	48	20	36	37,000	18	-	510	<0.1	<5	69	0.01	<2	<2	<10	34	170
TP01/0.7-0.8	21/06/2022	0.7 - 0.8	<10	3.5	-	46	<2	<10	<0.4	-	26	5.7	5.6	26,000	10	-	87	<0.1	<5	11	-	<2	<2	<10	54	9.2
TP01/2.0-2.1	21/06/2022	2 - 2.1	<10	<2	-	51	<2	<10	<0.4	<1	27	5.6	9.2	20,000	9.1	-	120	<0.1	<5	12	-	<2	<2	<10	53	15
TP01/3.0-3.1	21/06/2022	3 - 3.1	-	-	-	-	-	-	-	-	-	-	-	-	-	-	-	-	-	-	-	-	-	-	-	-
TP02/0.0-0.1	21/06/2022	0 - 0.1	<10	3.4	-	71	<2	<10	<0.4	-	16	5.6	13	17,000	28	-	190	<0.1	<5	10	-	<2	<2	<10	45	55
TP02/0.9-1.0	21/06/2022	0.9 - 1	-	-	-	-	-	-	-	-	-	-	-	-	-	-	-	-	-	-	-	-	-	-	-	-
TP03/0.0-0.1	21/06/2022	0 - 0.1	<10	2.3	-	85	<2	<10	<0.4	-	41	23	36	40,000	<5	-	570	<0.1	<5	67	-	<2	<2	<10	43	57
TP03/1.0-1.1	21/06/2022	1 - 1.1	<10	3.2	-	92	<2	<10	<0.4	-	34	18	26	33,000	11	-	320	<0.1	<5	38	-	<2	<2	<10	61	43
TP03/2.0-2.1	21/06/2022	2 - 2.1	<10	3.7	-	49	<2	<10	<0.4	-	24	<5	<5	21,000	10	-	41	<0.1	<5	6.1	-	<2	<2	<10	51	7.4
TP03/3.0-3.1	21/06/2022	3 - 3.1	-	-	-	-	-	-	-	-	-	-	-	-	-	-	-	-	-	-	-	-	-	-	-	-
TP04/0.0-0.1	21/06/2022	0 - 0.1	<10	8.9	-	69	<2	<10	<0.4	-	30	9.3	11	43,000	23	-	120	<0.1	<5	15	-	<2	<2	<10	84	32
TP04/1.0-1.1	21/06/2022	1 - 1.1	-	-	-	-	-	-	-	-	-	-	-	-	-	-	-	-	-	-	-	-	-	-	-	-
TP04/2.2-2.3	21/06/2022	2.2 - 2.3	<10	8.8	-	72	2.1	<10	<0.4	-	12	<5	<5	-	23	-	100	<0.1	<5	<5	-	<2	<2	<10	67	<5
TP05/0.0-0.1	21/06/2022	0 - 0.1	<10	2.9	-	48	<2	<10	<0.4	-	24	10	13	24,000	11	-	150	<0.1	<5	22	-	<2	<2	<10	40	30
TP05/0.5-0.6	21/06/2022	0.5 - 0.6	<10	<2	-	14	<2	<10	<0.4	-	<5	<5	<5	6,800	5.6	-	8.9	<0.1	<5	<5	-	<2	<2	<10	16	<5
TP06/0.0-0.1	21/06/2022	0 - 0.1	<10	5.0	-	55	<2	<10	<0.4	-	10	<5	6.0	9,500	21	-	150	<0.1	<5	<5	-	<2	<2	<10	24	23
TP06/1.0-1.1	21/06/2022	1 - 1.1	<10	4.8	-	36	<2	<10	<0.4	-	21	<5	<5	27,000	12	-	63	<0.1	<5	5.8	-	<2	<2	<10	62	16
TP06/2.0-2.1	21/06/2022	2 - 2.1	-	-	-	-	-	-	-	-	-	-	-	-	-	-	-	-	-	-	-	-	-	-	-	-
TP07/0.0-0.1	21/06/2022	0 - 0.1	<10	<2	-	45	<2	<10	<0.4	-	8.4	<5	<5	5,700	6.1	-	180	<0.1	<5	<5	-	<2	<2	<10	18	10
TP07/1.0-1.1	21/06/2022	1 - 1.1	<10	2.6	-	87	<2	<10	<0.4	-	12	5.8	38	14,000	20	-	250	<0.1	<5	7.1	-	<2	<2	<10	29	40
TP09/0.0-0.1	21/06/2022	0 - 0.1	<10	<2	-	39	<2	<10	<0.4	-	20	5.6	6.1	22,000	7.9	-	80	<0.1	<5	8.5	-	<2	<2	<10	45	18
TP09/0.5-0.6	21/06/2022	0.5 - 0.6	<10	2.9	-	55	<2	<10	<0.4	<1	19	7.0	9.9	23,000	11	-	130	<0.1	<5	14	-	<2	<2	<10	43	20
TP09/2.0-2.1	21/06/2022	2 - 2.1	-	-	-	-	-	-	-	-	-	-	-	-	-	-	-	-	-	-	-	-	-	-	-	-

Prepared by: [Redacted]

Checked by: [Redacted]

13/07/2022

Table 01
Chemical Testing Results
Soil



			PAH																		
	Acenaphthene	Acenaphthylene	Anthracene	Benz(a)anthracene	Benzo(a)pyrene	Benzo(b+g)fluoranthene	Benzo(e,h,i)perylene	Benzo(k)fluoranthene	Chrysene	Dibenz(a,h)anthracene	Fluoranthene	Fluorene	Indeno(1,2,3-c,d)pyrene	Naphthalene	Phenanthrene	Pyrene	Benzo(a)pyrene TEQ calc (Half)	Benzo(a)pyrene TEQ (LOR)	Benzo(a)pyrene TEQ calc (Zero)	PAHs (Sum of total)	
EQL	0.5	0.5	0.5	0.5	0.5	0.5	0.5	0.5	0.5	0.5	0.5	0.5	0.5	0.5	0.5	0.5	0.5	0.5	0.5	0.5	
EPA Vic IWRG1828.2 Category B upper limit					160															400	
EPA Vic IWRG1828.2 Category C upper limit					40															100	
EPA Vic IWRG1828.2 Category D / Industrial Waste upper limit					20															50	
EPA Vic IWRG1828.2 Fill material upper limit					1															20	
NEPM Amendment 2013 EIL (urb res/public open space) - aged														170							
NEPM Amendment 2013 EIL (urb res/public open space) - fresh														170							
NEPM 2013 Table 1B(6) ESLs for Urban Res, Fine Soil					0.7																
NEPM 2013 Table 1A(1) HILs Res A Soil																	3	3	3	300	
NEPM 2013 Table 1A(1) HILs Res B Soil																	4	4	4	400	
NEPM 2013 Table 1A(1) HILs Rec C Soil																	3	3	3	300	
NEPM 2013 Table 1A(1) HILs Comm/Ind D Soil																	40	40	40	4,000	
Field ID	Date	Depth	<0.5	<0.5	<0.5	<0.5	<0.5	<0.5	<0.5	<0.5	<0.5	<0.5	<0.5	<0.5	<0.5	<0.5	<0.5	<0.5	<0.5	<0.5	<0.5
220621-SS01	21/06/2022	0 - 0.1	<0.5	<0.5	<0.5	<0.5	<0.5	<0.5	<0.5	<0.5	<0.5	<0.5	<0.5	<0.5	<0.5	<0.5	<0.5	<0.5	<0.5	<0.5	<0.5
220621-SS02	21/06/2022	0 - 0.1	<0.5	<0.5	<0.5	<0.5	<0.5	<0.5	<0.5	<0.5	<0.5	<0.5	<0.5	<0.5	<0.5	<0.5	<0.5	<0.5	<0.5	<0.5	<0.5
220621-SS03	21/06/2022	0 - 0.1	-	-	-	-	-	-	-	-	-	-	-	-	-	-	-	-	-	-	-
220621-SS04	21/06/2022	0 - 0.1	<0.5	<0.5	<0.5	<0.5	<0.5	<0.5	<0.5	<0.5	<0.5	<0.5	<0.5	<0.5	<0.5	<0.5	<0.5	<0.5	<0.5	<0.5	<0.5
220621-SS05	21/06/2022	0 - 0.1	-	-	-	-	-	-	-	-	-	-	-	-	-	-	-	-	-	-	-
220621-SS06	21/06/2022	0 - 0.1	<0.5	<0.5	<0.5	<0.5	<0.5	<0.5	<0.5	<0.5	<0.5	<0.5	<0.5	<0.5	<0.5	<0.5	<0.5	<0.5	<0.5	<0.5	<0.5
220621-SS07	21/06/2022	0 - 0.1	-	-	-	-	-	-	-	-	-	-	-	-	-	-	-	-	-	-	-
220621-SS08	21/06/2022	0 - 0.1	<0.5	<0.5	<0.5	<0.5	<0.5	<0.5	<0.5	<0.5	<0.5	<0.5	<0.5	<0.5	<0.5	<0.5	<0.5	<0.5	<0.5	<0.5	<0.5
220621-SS09	21/06/2022	0 - 0.1	-	-	-	-	-	-	-	-	-	-	-	-	-	-	-	-	-	-	-
220621-SS10	21/06/2022	0 - 0.1	<0.5	<0.5	<0.5	<0.5	<0.5	<0.5	<0.5	<0.5	<0.5	<0.5	<0.5	<0.5	<0.5	<0.5	<0.5	<0.5	<0.5	<0.5	<0.5
220621-SS11	21/06/2022	0 - 0.1	-	-	-	-	-	-	-	-	-	-	-	-	-	-	-	-	-	-	-
220621-SS12	21/06/2022	0 - 0.1	<0.5	<0.5	<0.5	<0.5	<0.5	<0.5	<0.5	<0.5	<0.5	<0.5	<0.5	<0.5	<0.5	<0.5	<0.5	<0.5	<0.5	<0.5	<0.5
220621-SS13	21/06/2022	0 - 0.1	-	-	-	-	-	-	-	-	-	-	-	-	-	-	-	-	-	-	-
220621-SS14	21/06/2022	0 - 0.1	<0.5	<0.5	<0.5	<0.5	<0.5	<0.5	<0.5	<0.5	<0.5	<0.5	<0.5	<0.5	<0.5	<0.5	<0.5	<0.5	<0.5	<0.5	<0.5
220621-SS15	21/06/2022	0 - 0.1	-	-	-	-	-	-	-	-	-	-	-	-	-	-	-	-	-	-	-
220621-SS16	21/06/2022	0 - 0.1	<0.5	<0.5	<0.5	<0.5	<0.5	<0.5	<0.5	<0.5	<0.5	<0.5	<0.5	<0.5	<0.5	<0.5	<0.5	<0.5	<0.5	<0.5	<0.5
220621-SS17	21/06/2022	0 - 0.1	-	-	-	-	-	-	-	-	-	-	-	-	-	-	-	-	-	-	-
220621-SS18	21/06/2022	0 - 0.1	<0.5	<0.5	<0.5	<0.5	<0.5	<0.5	<0.5	<0.5	<0.5	<0.5	<0.5	<0.5	<0.5	<0.5	<0.5	<0.5	<0.5	<0.5	<0.5
220621-SS19	21/06/2022	0 - 0.1	-	-	-	-	-	-	-	-	-	-	-	-	-	-	-	-	-	-	-
220621-SS20	21/06/2022	0 - 0.1	<0.5	<0.5	<0.5	<0.5	<0.5	<0.5	<0.5	<0.5	<0.5	<0.5	<0.5	<0.5	<0.5	<0.5	<0.5	<0.5	<0.5	<0.5	<0.5
220621-SS21	21/06/2022	0 - 0.1	<0.5	<0.5	<0.5	<0.5	<0.5	<0.5	<0.5	<0.5	<0.5	<0.5	<0.5	<0.5	<0.5	<0.5	<0.5	<0.5	<0.5	<0.5	<0.5
220621-SS22	21/06/2022	0 - 0.1	-	-	-	-	-	-	-	-	-	-	-	-	-	-	-	-	-	-	-
220621-SS23	21/06/2022	0 - 0.1	<0.5	<0.5	<0.5	<0.5	<0.5	<0.5	<0.5	<0.5	<0.5	<0.5	<0.5	<0.5	<0.5	<0.5	<0.5	<0.5	<0.5	<0.5	<0.5
220621-SS24	21/06/2022	0 - 0.1	-	-	-	-	-	-	-	-	-	-	-	-	-	-	-	-	-	-	-
220621-SS25	21/06/2022	0 - 0.1	-	-	-	-	-	-	-	-	-	-	-	-	-	-	-	-	-	-	-
220621-SS26	21/06/2022	0 - 0.1	<0.5	<0.5	<0.5	<0.5	<0.5	<0.5	<0.5	<0.5	<0.5	<0.5	<0.5	<0.5	<0.5	<0.5	<0.5	<0.5	<0.5	<0.5	<0.5
220621-SS27	21/06/2022	0 - 0.1	-	-	-	-	-	-	-	-	-	-	-	-	-	-	-	-	-	-	-
220621-SS28	21/06/2022	0 - 0.1	<0.5	<0.5	<0.5	<0.5	<0.5	<0.5	<0.5	<0.5	<0.5	<0.5	<0.5	<0.5	<0.5	<0.5	<0.5	<0.5	<0.5	<0.5	<0.5
220621-SS29	21/06/2022	0 - 0.1	<0.5	<0.5	<0.5	<0.5	<0.5	<0.5	<0.5	<0.5	<0.5	<0.5	<0.5	<0.5	<0.5	<0.5	<0.5	<0.5	<0.5	<0.5	<0.5

Table 01
Chemical Testing Results
Soil



		PAH																			
		Acenaphthene	Acenaphthylene	Anthracene	Benzo(a)anthracene	Benzo(a) pyrene	Benzo(b+g,h,i)fluoranthene	Benzo(g,h,i)perylene	Benzo(k)fluoranthene	Chrysene	Dibenz(a,h)anthracene	Fluoranthene	Fluorene	Indeno(1,2,3-c,d)pyrene	Naphthalene	Phenanthrene	Pyrene	Benzo(a)pyrene TEQ calc (Half)	Benzo(a)pyrene TEQ (LOR)	Benzo(a)pyrene TEQ calc (Zero)	PAHs (Sum of total)
		mg/kg	mg/kg	mg/kg	mg/kg	mg/kg	mg/kg	mg/kg	mg/kg	mg/kg	mg/kg	mg/kg	mg/kg	mg/kg	mg/kg	mg/kg	mg/kg	mg/kg	mg/kg	mg/kg	mg/kg
EQL		0.5	0.5	0.5	0.5	0.5	0.5	0.5	0.5	0.5	0.5	0.5	0.5	0.5	0.5	0.5	0.5	0.5	0.5	0.5	0.5
EPA Vic IWRG1828.2 Category B upper limit						160															400
EPA Vic IWRG1828.2 Category C upper limit						40															100
EPA Vic IWRG1828.2 Category D / Industrial Waste upper limit						20															50
EPA Vic IWRG1828.2 Fill material upper limit						1															20
NEPM Amendment 2013 EIL (urb res/public open space) - aged															170						
NEPM Amendment 2013 EIL (urb res/public open space) - fresh															170						
NEPM 2013 Table 1B(6) ESLs for Urban Res, Fine Soil						0.7															
NEPM 2013 Table 1A(1) HILs Res A Soil																		3	3	3	300
NEPM 2013 Table 1A(1) HILs Res B Soil																		4	4	4	400
NEPM 2013 Table 1A(1) HILs Rec C Soil																		3	3	3	300
NEPM 2013 Table 1A(1) HILs Comm/Ind D Soil																		40	40	40	4,000
Field ID	Date	Depth																			
BH01/0.0-0.1 (re-tested)	21/06/2022	0 - 0.1	<0.5	<0.5	<0.5	<0.5	<0.5	<0.5	<0.5	<0.5	<0.5	<0.5	<0.5	<0.5	<0.5	<0.5	<0.5	<0.5	<0.5	<0.5	<0.5
BH01/0.5-0.6	21/06/2022	0.5 - 0.6	<0.5	<0.5	<0.5	<0.5	<0.5	<0.5	<0.5	<0.5	<0.5	<0.5	<0.5	<0.5	<0.5	<0.5	<0.5	<0.5	<0.5	<0.5	<0.5
BH02/0.0-0.1	21/06/2022	0 - 0.1	-	-	-	-	-	-	-	-	-	-	-	-	-	-	-	-	-	-	-
BH03/0.0-0.1	21/06/2022	0 - 0.1	<0.5	<0.5	<0.5	<0.5	<0.5	<0.5	<0.5	<0.5	<0.5	<0.5	<0.5	<0.5	<0.5	<0.5	<0.5	<0.5	<0.5	<0.5	<0.5
BH04/0.0-0.1	21/06/2022	0 - 0.1	<0.5	<0.5	<0.5	<0.5	<0.5	<0.5	<0.5	<0.5	<0.5	<0.5	<0.5	<0.5	<0.5	<0.5	<0.5	<0.5	<0.5	<0.5	<0.5
BH05/0.0-0.1	21/06/2022	0 - 0.1	<0.5	<0.5	<0.5	<0.5	<0.5	<0.5	<0.5	<0.5	<0.5	<0.5	<0.5	<0.5	<0.5	<0.5	<0.5	<0.5	<0.5	<0.5	<0.5
BH05/0.2-0.3	21/06/2022	0.2 - 0.3	-	-	-	-	-	-	-	-	-	-	-	-	-	-	-	-	-	-	-
BH05/0.5-0.6	21/06/2022	0.5 - 0.6	-	-	-	-	-	-	-	-	-	-	-	-	-	-	-	-	-	-	-
BH06/0.0-0.1	21/06/2022	0 - 1	<0.5	<0.5	<0.5	<0.5	<0.5	<0.5	<0.5	<0.5	<0.5	<0.5	<0.5	<0.5	<0.5	<0.5	<0.5	<0.5	<0.5	<0.5	<0.5
TP01/0.7-0.8	21/06/2022	0.7 - 0.8	<0.5	<0.5	<0.5	<0.5	<0.5	<0.5	<0.5	<0.5	<0.5	<0.5	<0.5	<0.5	<0.5	<0.5	<0.5	<0.5	<0.5	<0.5	<0.5
TP01/2.0-2.1	21/06/2022	2 - 2.1	<0.5	<0.5	<0.5	<0.5	<0.5	<0.5	<0.5	<0.5	<0.5	<0.5	<0.5	<0.5	<0.5	<0.5	<0.5	<0.5	<0.5	<0.5	<0.5
TP01/3.0-3.1	21/06/2022	3 - 3.1	<0.5	<0.5	<0.5	<0.5	<0.5	<0.5	<0.5	<0.5	<0.5	<0.5	<0.5	<0.5	<0.5	<0.5	<0.5	<0.5	<0.5	<0.5	<0.5
TP02/0.0-0.1	21/06/2022	0 - 0.1	<0.5	<0.5	<0.5	<0.5	<0.5	<0.5	<0.5	<0.5	<0.5	<0.5	<0.5	<0.5	<0.5	<0.5	<0.5	<0.5	<0.5	<0.5	<0.5
TP02/0.9-1.0	21/06/2022	0.9 - 1	<0.5	<0.5	<0.5	<0.5	<0.5	<0.5	<0.5	<0.5	<0.5	<0.5	<0.5	<0.5	<0.5	<0.5	<0.5	<0.5	<0.5	<0.5	<0.5
TP03/0.0-0.1	21/06/2022	0 - 0.1	-	-	-	-	-	-	-	-	-	-	-	-	-	-	-	-	-	-	-
TP03/1.0-1.1	21/06/2022	1 - 1.1	<0.5	<0.5	<0.5	<0.5	<0.5	<0.5	<0.5	<0.5	<0.5	<0.5	<0.5	<0.5	<0.5	<0.5	<0.5	<0.5	<0.5	<0.5	<0.5
TP03/2.0-2.1	21/06/2022	2 - 2.1	<0.5	<0.5	<0.5	<0.5	<0.5	<0.5	<0.5	<0.5	<0.5	<0.5	<0.5	<0.5	<0.5	<0.5	<0.5	<0.5	<0.5	<0.5	<0.5
TP03/3.0-3.1	21/06/2022	3 - 3.1	<0.5	<0.5	<0.5	<0.5	<0.5	<0.5	<0.5	<0.5	<0.5	<0.5	<0.5	<0.5	<0.5	<0.5	<0.5	<0.5	<0.5	<0.5	<0.5
TP04/0.0-0.1	21/06/2022	0 - 0.1	<0.5	<0.5	<0.5	<0.5	<0.5	<0.5	<0.5	<0.5	<0.5	<0.5	<0.5	<0.5	<0.5	<0.5	<0.5	<0.5	<0.5	<0.5	<0.5
TP04/1.0-1.1	21/06/2022	1 - 1.1	<0.5	<0.5	<0.5	<0.5	<0.5	<0.5	<0.5	<0.5	<0.5	<0.5	<0.5	<0.5	<0.5	<0.5	<0.5	<0.5	<0.5	<0.5	<0.5
TP04/2.2-2.3	21/06/2022	2.2 - 2.3	-	-	-	-	-	-	-	-	-	-	-	-	-	-	-	-	-	-	-
TP05/0.0-0.1	21/06/2022	0 - 0.1	<0.5	<0.5	<0.5	<0.5	<0.5	<0.5	<0.5	<0.5	<0.5	<0.5	<0.5	<0.5	<0.5	<0.5	<0.5	<0.5	<0.5	<0.5	<0.5
TP05/0.5-0.6	21/06/2022	0.5 - 0.6	-	-	-	-	-	-	-	-	-	-	-	-	-	-	-	-	-	-	-
TP06/0.0-0.1	21/06/2022	0 - 0.1	<0.5	<0.5	<0.5	<0.5	<0.5	<0.5	<0.5	<0.5	<0.5	<0.5	<0.5	<0.5	<0.5	<0.5	<0.5	<0.5	<0.5	<0.5	<0.5
TP06/1.0-1.1	21/06/2022	1 - 1.1	<0.5	<0.5	<0.5	<0.5	<0.5	<0.5	<0.5	<0.5	<0.5	<0.5	<0.5	<0.5	<0.5	<0.5	<0.5	<0.5	<0.5	<0.5	<0.5
TP06/2.0-2.1	21/06/2022	2 - 2.1	<0.5	<0.5	<0.5	<0.5	<0.5	<0.5	<0.5	<0.5	<0.5	<0.5	<0.5	<0.5	<0.5	<0.5	<0.5	<0.5	<0.5	<0.5	<0.5
TP07/0.0-0.1	21/06/2022	0 - 0.1	<0.5	<0.5	<0.5	<0.5	<0.5	<0.5	<0.5	<0.5	<0.5	<0.5	<0.5	<0.5	<0.5	<0.5	<0.5	<0.5	<0.5	<0.5	<0.5
TP07/1.0-1.1	21/06/2022	1 - 1.1	<0.5	<0.5	<0.5	<0.5	<0.5	<0.5	<0.5	<0.5	<0.5	<0.5	<0.5	<0.5	<0.5	<0.5	<0.5	<0.5	<0.5	<0.5	<0.5
TP09/0.0-0.1	21/06/2022	0 - 0.1	<0.5	<0.5	<0.5	<0.5	<0.5	<0.5	<0.5	<0.5	<0.5	<0.5	<0.5	<0.5	<0.5	<0.5	<0.5	<0.5	<0.5	<0.5	<0.5
TP09/0.5-0.6	21/06/2022	0.5 - 0.6	<0.5	<0.5	<0.5	<0.5	<0.5	<0.5	<0.5	<0.5	<0.5	<0.5	<0.5	<0.5	<0.5	<0.5	<0.5	<0.5	<0.5	<0.5	<0.5
TP09/2.0-2.1	21/06/2022	2 - 2.1	<0.5	<0.5	<0.5	<0.5	<0.5	<0.5	<0.5	<0.5	<0.5	<0.5	<0.5	<0.5	<0.5	<0.5	<0.5	<0.5	<0.5	<0.5	<0.5

Table 01
Chemical Testing Results
Soil



		Organochlorine Pesticides																							
		Organochlorine pesticides EPA Vic	Other organochlorine pesticides EPA Vic	4,4-DDE	a-BHC	Aldrin	Aldrin + Dieldrin	b-BHC	Chlordane	d-BHC	DDD	DDT	DDT+DDE+DDD	Dieldrin	Endosulfan I	Endosulfan II	Endosulfan sulphate	Endrin	Endrin aldehyde	Endrin ketone	g-BHC (Lindane)	Heptachlor	Heptachlor epoxide	Methoxychlor	Toxaphene
EQL		0.1	0.1	0.05	0.05	0.05	0.05	0.05	0.1	0.05	0.05	0.05	0.05	0.05	0.05	0.05	0.05	0.05	0.05	0.05	0.05	0.05	0.05	0.05	0.5
EPA Vic IWRG1828.2 Category B upper limit			50				4.8		16					50									4.8		
EPA Vic IWRG1828.2 Category C upper limit			10				1.2		4					50									1.2		
EPA Vic IWRG1828.2 Category D / Industrial Waste upper limit			10				1.2		4					50									1.2		
EPA Vic IWRG1828.2 Fill material upper limit		1																							
NEPM Amendment 2013 EIL (urb res/public open space) - aged												180													
NEPM Amendment 2013 EIL (urb res/public open space) - fresh												180													
NEPM 2013 Table 1B(6) ESLs for Urban Res, Fine Soil																									
NEPM 2013 Table 1A(1) HILs Res A Soil							6		50					240					10				6		300 20
NEPM 2013 Table 1A(1) HILs Res B Soil							10		90					600					20				10		500 30
NEPM 2013 Table 1A(1) HILs Rec C Soil							10		70					400					20				10		400 30
NEPM 2013 Table 1A(1) HILs Comm/Ind D Soil							45		530					3,600					100				50		2,500 160
Field ID	Date	Depth	<0.1	<0.1	<0.05	<0.05	<0.05	<0.05	<0.05	<0.1	<0.05	<0.05	<0.05	<0.05	<0.05	<0.05	<0.05	<0.05	<0.05	<0.05	<0.05	<0.05	<0.05	<0.05	
220621-SS01	21/06/2022	0 - 0.1	<0.1	<0.1	<0.05	<0.05	<0.05	<0.05	<0.05	<0.1	<0.05	<0.05	<0.05	<0.05	<0.05	<0.05	<0.05	<0.05	<0.05	<0.05	<0.05	<0.05	<0.05	<0.05	
220621-SS02	21/06/2022	0 - 0.1	<0.1	<0.1	<0.05	<0.05	<0.05	<0.05	<0.05	<0.1	<0.05	<0.05	<0.05	<0.05	<0.05	<0.05	<0.05	<0.05	<0.05	<0.05	<0.05	<0.05	<0.05	<0.05	
220621-SS03	21/06/2022	0 - 0.1	-	-	-	-	-	-	-	-	-	-	-	-	-	-	-	-	-	-	-	-	-	-	
220621-SS04	21/06/2022	0 - 0.1	<0.1	<0.1	<0.05	<0.05	<0.05	<0.05	<0.05	<0.1	<0.05	<0.05	<0.05	<0.05	<0.05	<0.05	<0.05	<0.05	<0.05	<0.05	<0.05	<0.05	<0.05	<0.05	
220621-SS05	21/06/2022	0 - 0.1	-	-	-	-	-	-	-	-	-	-	-	-	-	-	-	-	-	-	-	-	-	-	
220621-SS06	21/06/2022	0 - 0.1	<0.1	<0.1	<0.05	<0.05	<0.05	<0.05	<0.05	<0.1	<0.05	<0.05	<0.05	<0.05	<0.05	<0.05	<0.05	<0.05	<0.05	<0.05	<0.05	<0.05	<0.05	<0.05	
220621-SS07	21/06/2022	0 - 0.1	-	-	-	-	-	-	-	-	-	-	-	-	-	-	-	-	-	-	-	-	-	-	
220621-SS08	21/06/2022	0 - 0.1	<0.1	<0.1	<0.05	<0.05	<0.05	<0.05	<0.05	<0.1	<0.05	<0.05	<0.05	<0.05	<0.05	<0.05	<0.05	<0.05	<0.05	<0.05	<0.05	<0.05	<0.05	<0.05	
220621-SS09	21/06/2022	0 - 0.1	-	-	-	-	-	-	-	-	-	-	-	-	-	-	-	-	-	-	-	-	-	-	
220621-SS10	21/06/2022	0 - 0.1	<0.1	<0.1	<0.05	<0.05	<0.05	<0.05	<0.05	<0.1	<0.05	<0.05	<0.05	<0.05	<0.05	<0.05	<0.05	<0.05	<0.05	<0.05	<0.05	<0.05	<0.05	<0.05	
220621-SS11	21/06/2022	0 - 0.1	-	-	-	-	-	-	-	-	-	-	-	-	-	-	-	-	-	-	-	-	-	-	
220621-SS12	21/06/2022	0 - 0.1	<0.1	<0.1	<0.05	<0.05	<0.05	<0.05	<0.05	<0.1	<0.05	<0.05	<0.05	<0.05	<0.05	<0.05	<0.05	<0.05	<0.05	<0.05	<0.05	<0.05	<0.05	<0.05	
220621-SS13	21/06/2022	0 - 0.1	-	-	-	-	-	-	-	-	-	-	-	-	-	-	-	-	-	-	-	-	-	-	
220621-SS14	21/06/2022	0 - 0.1	<0.1	<0.1	<0.05	<0.05	<0.05	<0.05	<0.05	<0.1	<0.05	<0.05	<0.05	<0.05	<0.05	<0.05	<0.05	<0.05	<0.05	<0.05	<0.05	<0.05	<0.05	<0.05	
220621-SS15	21/06/2022	0 - 0.1	-	-	-	-	-	-	-	-	-	-	-	-	-	-	-	-	-	-	-	-	-	-	
220621-SS16	21/06/2022	0 - 0.1	<0.1	<0.1	<0.05	<0.05	<0.05	<0.05	<0.05	<0.1	<0.05	<0.05	<0.05	<0.05	<0.05	<0.05	<0.05	<0.05	<0.05	<0.05	<0.05	<0.05	<0.05	<0.05	
220621-SS17	21/06/2022	0 - 0.1	-	-	-	-	-	-	-	-	-	-	-	-	-	-	-	-	-	-	-	-	-	-	
220621-SS18	21/06/2022	0 - 0.1	<0.1	<0.1	<0.05	<0.05	<0.05	<0.05	<0.05	<0.1	<0.05	<0.05	<0.05	<0.05	<0.05	<0.05	<0.05	<0.05	<0.05	<0.05	<0.05	<0.05	<0.05	<0.05	
220621-SS19	21/06/2022	0 - 0.1	-	-	-	-	-	-	-	-	-	-	-	-	-	-	-	-	-	-	-	-	-	-	
220621-SS20	21/06/2022	0 - 0.1	<0.1	<0.1	<0.05	<0.05	<0.05	<0.05	<0.05	<0.1	<0.05	<0.05	<0.05	<0.05	<0.05	<0.05	<0.05	<0.05	<0.05	<0.05	<0.05	<0.05	<0.05	<0.05	
220621-SS21	21/06/2022	0 - 0.1	-	-	-	-	-	-	-	-	-	-	-	-	-	-	-	-	-	-	-	-	-	-	
220621-SS22	21/06/2022	0 - 0.1	-	-	-	-	-	-	-	-	-	-	-	-	-	-	-	-	-	-	-	-	-	-	
220621-SS23	21/06/2022	0 - 0.1	<0.1	<0.1	<0.05	<0.05	<0.05	<0.05	<0.05	<0.1	<0.05	<0.05	<0.05	<0.05	<0.05	<0.05	<0.05	<0.05	<0.05	<0.05	<0.05	<0.05	<0.05	<0.05	
220621-SS24	21/06/2022	0 - 0.1	-	-	-	-	-	-	-	-	-	-	-	-	-	-	-	-	-	-	-	-	-	-	
220621-SS25	21/06/2022	0 - 0.1	-	-	-	-	-	-	-	-	-	-	-	-	-	-	-	-	-	-	-	-	-	-	
220621-SS26	21/06/2022	0 - 0.1	<0.1	<0.1	<0.05	<0.05	<0.05	<0.05	<0.05	<0.1	<0.05	<0.05	<0.05	<0.05	<0.05	<0.05	<0.05	<0.05	<0.05	<0.05	<0.05	<0.05	<0.05	<0.05	
220621-SS27	21/06/2022	0 - 0.1	-	-	-	-	-	-	-	-	-	-	-	-	-	-	-	-	-	-	-	-	-	-	
220621-SS28	21/06/2022	0 - 0.1	<0.1	<0.1	<0.05	<0.05	<0.05	<0.05	<0.05	<0.1	<0.05	<0.05	<0.05	<0.05	<0.05	<0.05	<0.05	<0.05	<0.05	<0.05	<0.05	<0.05	<0.05	<0.05	
220621-SS29	21/06/2022	0 - 0.1	<0.1	<0.1	<0.05	<0.05	<0.05	<0.05	<0.05	<0.1	<0.05	<0.05	<0.05	<0.05	<0.05	<0.05	<0.05	<0.05	<0.05	<0.05	<0.05	<0.05	<0.05	<0.05	

Prepared by: [Redacted]

Checked by: [Redacted]

13/07/2022

Table 01
Chemical Testing Results
Soil



			Organochlorine Pesticides																					
	Organochlorine pesticides EPAVic	Other organochlorine pesticides EPAVic	4,4-DDE	a-BHC	Aldrin	Aldrin + Dieldrin	b-BHC	Chlordane	d-BHC	DDD	DDT	DDT+DDE+DDD	Dieldrin	Endosulfan I	Endosulfan II	Endosulfan sulphate	Endrin	Endrin aldehyde	Endrin ketone	g-BHC (Lindane)	Heptachlor	Heptachlor epoxide	Methoxychlor	Toxaphene
	mg/kg	mg/kg	mg/kg	mg/kg	mg/kg	mg/kg	mg/kg	mg/kg	mg/kg	mg/kg	mg/kg	mg/kg	mg/kg	mg/kg	mg/kg	mg/kg	mg/kg	mg/kg	mg/kg	mg/kg	mg/kg	mg/kg	mg/kg	mg/kg
EQL	0.1	0.1	0.05	0.05	0.05	0.05	0.05	0.1	0.05	0.05	0.05	0.05	0.05	0.05	0.05	0.05	0.05	0.05	0.05	0.05	0.05	0.05	0.05	0.5
EPA Vic IWRG1828.2 Category B upper limit		50				4.8		16				50										4.8		
EPA Vic IWRG1828.2 Category C upper limit		10				1.2		4				50										1.2		
EPA Vic IWRG1828.2 Category D / Industrial Waste upper limit		10				1.2		4				50										1.2		
EPA Vic IWRG1828.2 Fill material upper limit	1																							
NEPM Amendment 2013 EIL (urb res/public open space) - aged											180													
NEPM Amendment 2013 EIL (urb res/public open space) - fresh											180													
NEPM 2013 Table 1B(6) ESLs for Urban Res, Fine Soil																								
NEPM 2013 Table 1A(1) HILs Res A Soil						6		50				240					10				6		300	20
NEPM 2013 Table 1A(1) HILs Res B Soil						10		90				600					20				10		500	30
NEPM 2013 Table 1A(1) HILs Rec C Soil						10		70				400					20				10		400	30
NEPM 2013 Table 1A(1) HILs Comm/Ind D Soil						45		530				3,600					100				50		2,500	160
Field ID	Date	Depth																						
BH01/0.0-0.1 (re-tested)	21/06/2022	0 - 0.1	-	-	-	-	-	-	-	-	-	-	-	-	-	-	-	-	-	-	-	-	-	-
BH01/0.5-0.6	21/06/2022	0.5 - 0.6	-	-	-	-	-	-	-	-	-	-	-	-	-	-	-	-	-	-	-	-	-	-
BH02/0.0-0.1	21/06/2022	0 - 0.1	<0.1	<0.1	<0.05	<0.05	<0.05	<0.05	<0.05	<0.05	<0.05	<0.05	<0.05	<0.05	<0.05	<0.05	<0.05	<0.05	<0.05	<0.05	<0.05	<0.05	<0.05	<0.5
BH03/0.0-0.1	21/06/2022	0 - 0.1	-	-	-	-	-	-	-	-	-	-	-	-	-	-	-	-	-	-	-	-	-	-
BH04/0.0-0.1	21/06/2022	0 - 0.1	-	-	-	-	-	-	-	-	-	-	-	-	-	-	-	-	-	-	-	-	-	-
BH05/0.0-0.1	21/06/2022	0 - 0.1	<0.1	<0.1	<0.05	<0.05	<0.05	<0.05	<0.05	<0.05	<0.05	<0.05	<0.05	<0.05	<0.05	<0.05	<0.05	<0.05	<0.05	<0.05	<0.05	<0.05	<0.05	<0.5
BH05/0.2-0.3	21/06/2022	0.2 - 0.3	-	-	-	-	-	-	-	-	-	-	-	-	-	-	-	-	-	-	-	-	-	-
BH05/0.5-0.6	21/06/2022	0.5 - 0.6	-	-	-	-	-	-	-	-	-	-	-	-	-	-	-	-	-	-	-	-	-	-
BH06/0.0-0.1	21/06/2022	0 - 1	<0.1	<0.1	<0.05	<0.05	<0.05	<0.05	<0.05	<0.05	<0.05	<0.05	<0.05	<0.05	<0.05	<0.05	<0.05	<0.05	<0.05	<0.05	<0.05	<0.05	<0.05	<0.5
TP01/0.7-0.8	21/06/2022	0.7 - 0.8	-	-	-	-	-	-	-	-	-	-	-	-	-	-	-	-	-	-	-	-	-	-
TP01/2.0-2.1	21/06/2022	2 - 2.1	<0.1	<0.1	<0.05	<0.05	<0.05	<0.05	<0.05	<0.05	<0.05	<0.05	<0.05	<0.05	<0.05	<0.05	<0.05	<0.05	<0.05	<0.05	<0.05	<0.05	<0.05	<0.5
TP01/3.0-3.1	21/06/2022	3 - 3.1	<0.1	<0.1	<0.05	<0.05	<0.05	<0.05	<0.05	<0.05	<0.05	<0.05	<0.05	<0.05	<0.05	<0.05	<0.05	<0.05	<0.05	<0.05	<0.05	<0.05	<0.05	<0.5
TP02/0.0-0.1	21/06/2022	0 - 0.1	<0.1	<0.1	<0.05	<0.05	<0.05	<0.05	<0.05	<0.05	<0.05	<0.05	<0.05	<0.05	<0.05	<0.05	<0.05	<0.05	<0.05	<0.05	<0.05	<0.05	<0.05	<0.5
TP02/0.9-1.0	21/06/2022	0.9 - 1	<0.1	<0.1	<0.05	<0.05	<0.05	<0.05	<0.05	<0.05	<0.05	<0.05	<0.05	<0.05	<0.05	<0.05	<0.05	<0.05	<0.05	<0.05	<0.05	<0.05	<0.05	<0.5
TP03/0.0-0.1	21/06/2022	0 - 0.1	-	-	-	-	-	-	-	-	-	-	-	-	-	-	-	-	-	-	-	-	-	-
TP03/1.0-1.1	21/06/2022	1 - 1.1	-	-	-	-	-	-	-	-	-	-	-	-	-	-	-	-	-	-	-	-	-	-
TP03/2.0-2.1	21/06/2022	2 - 2.1	-	-	-	-	-	-	-	-	-	-	-	-	-	-	-	-	-	-	-	-	-	-
TP03/3.0-3.1	21/06/2022	3 - 3.1	<0.1	<0.1	<0.05	<0.05	<0.05	<0.05	<0.05	<0.05	<0.05	<0.05	<0.05	<0.05	<0.05	<0.05	<0.05	<0.05	<0.05	<0.05	<0.05	<0.05	<0.05	<0.5
TP04/0.0-0.1	21/06/2022	0 - 0.1	-	-	-	-	-	-	-	-	-	-	-	-	-	-	-	-	-	-	-	-	-	-
TP04/1.0-1.1	21/06/2022	1 - 1.1	<0.1	<0.1	<0.05	<0.05	<0.05	<0.05	<0.05	<0.05	<0.05	<0.05	<0.05	<0.05	<0.05	<0.05	<0.05	<0.05	<0.05	<0.05	<0.05	<0.05	<0.05	<0.5
TP04/2.2-2.3	21/06/2022	2.2 - 2.3	-	-	-	-	-	-	-	-	-	-	-	-	-	-	-	-	-	-	-	-	-	-
TP05/0.0-0.1	21/06/2022	0 - 0.1	-	-	-	-	-	-	-	-	-	-	-	-	-	-	-	-	-	-	-	-	-	-
TP05/0.5-0.6	21/06/2022	0.5 - 0.6	-	-	-	-	-	-	-	-	-	-	-	-	-	-	-	-	-	-	-	-	-	-
TP06/0.0-0.1	21/06/2022	0 - 0.1	-	-	-	-	-	-	-	-	-	-	-	-	-	-	-	-	-	-	-	-	-	-
TP06/1.0-1.1	21/06/2022	1 - 1.1	-	-	-	-	-	-	-	-	-	-	-	-	-	-	-	-	-	-	-	-	-	-
TP06/2.0-2.1	21/06/2022	2 - 2.1	<0.1	<0.1	<0.05	<0.05	<0.05	<0.05	<0.05	<0.05	<0.05	<0.05	<0.05	<0.05	<0.05	<0.05	<0.05	<0.05	<0.05	<0.05	<0.05	<0.05	<0.05	<0.5
TP07/0.0-0.1	21/06/2022	0 - 0.1	<0.1	<0.1	<0.05	<0.05	<0.05	<0.05	<0.05	<0.05	<0.05	<0.05	<0.05	<0.05	<0.05	<0.05	<0.05	<0.05	<0.05	<0.05	<0.05	<0.05	<0.05	<0.5
TP07/1.0-1.1	21/06/2022	1 - 1.1	-	-	-	-	-	-	-	-	-	-	-	-	-	-	-	-	-	-	-	-	-	-
TP09/0.0-0.1	21/06/2022	0 - 0.1	-	-	-	-	-	-	-	-	-	-	-	-	-	-	-	-	-	-	-	-	-	-
TP09/0.5-0.6	21/06/2022	0.5 - 0.6	<0.1	<0.1	<0.05	<0.05	<0.05	<0.05	<0.05	<0.05	<0.05	<0.05	<0.05	<0.05	<0.05	<0.05	<0.05	<0.05	<0.05	<0.05	<0.05	<0.05	<0.05	<0.5
TP09/2.0-2.1	21/06/2022	2 - 2.1	<0.1	<0.1	<0.05	<0.05	<0.05	<0.05	<0.05	<0.05	<0.05	<0.05	<0.05	<0.05	<0.05	<0.05	<0.05	<0.05	<0.05	<0.05	<0.05	<0.05	<0.05	<0.5

Prepared by: [Redacted]

Checked by: [Redacted]

13/07/2022

Table 01
Chemical Testing Results
Soil



	TPH					TRH							BTEX					MAH				
	C6-C9	C10-C14	C15-C28	C29-C36	C10-C36 (Sum of total)	C10-C16 (F2)	C10-C16 (F2 minus Naphthalene)	C16-C34 (F3)	C34-C40 (F4)	C6-C10 (F1 minus BTEX)	C10-C40 (Sum of total)	C6-C10 (F1)	Naphthalene (BTEX)	Benzene	Toluene	Ethylbenzene	Xylene (m & p)	Xylene (o)	Xylene Total	Styrene		
	mg/kg	mg/kg	mg/kg	mg/kg	mg/kg	mg/kg	mg/kg	mg/kg	mg/kg	mg/kg	mg/kg	mg/kg	mg/kg	mg/kg	mg/kg	mg/kg	mg/kg	mg/kg	mg/kg	mg/kg	mg/kg	
EQL	20	20	50	50	50	50	50	100	100	20	100	20	0.5	0.1	0.1	0.1	0.2	0.1	0.3	0.5		
EPA Vic IWRG1828.2 Category B upper limit	2,600				40,000									16	12,800	4,800			9,600	480		
EPA Vic IWRG1828.2 Category C upper limit	650				10,000									4	3,200	1,200			2,400	120		
EPA Vic IWRG1828.2 Category D / Industrial Waste upper limit	325				5,000									4	3,200	1,200			2,400	120		
EPA Vic IWRG1828.2 Fill material upper limit	100				1,000									1								
NEPM Amendment 2013 EIL (urb res/public open space) - aged													170									
NEPM Amendment 2013 EIL (urb res/public open space) - fresh													170									
NEPM 2013 Table 1B(6) ESLs for Urban Res, Fine Soil						120	120	1300	5600	180				65	105	125			45			
NEPM 2013 Table 1A(1) HILs Res A Soil																						
NEPM 2013 Table 1A(1) HILs Res B Soil																						
NEPM 2013 Table 1A(1) HILs Rec C Soil																						
NEPM 2013 Table 1A(1) HILs Comm/Ind D Soil																						
Field ID	Date	Depth	<20	<20	<50	<50	<50	<50	<50	<100	<100	<20	<100	<20	<0.5	<0.1	<0.1	<0.1	<0.2	<0.1	<0.3	<0.5
220621-SS01	21/06/2022	0 - 0.1	-	-	-	-	-	-	-	-	-	-	-	-	-	-	-	-	-	-	-	-
220621-SS02	21/06/2022	0 - 0.1	-	-	-	-	-	-	-	-	-	-	-	-	-	-	-	-	-	-	-	-
220621-SS03	21/06/2022	0 - 0.1	-	-	-	-	-	-	-	-	-	-	-	-	-	-	-	-	-	-	-	-
220621-SS04	21/06/2022	0 - 0.1	-	-	-	-	-	-	-	-	-	-	-	-	-	-	-	-	-	-	-	-
220621-SS05	21/06/2022	0 - 0.1	-	-	-	-	-	-	-	-	-	-	-	-	-	-	-	-	-	-	-	-
220621-SS06	21/06/2022	0 - 0.1	-	-	-	-	-	-	-	-	-	-	-	-	-	-	-	-	-	-	-	-
220621-SS07	21/06/2022	0 - 0.1	-	-	-	-	-	-	-	-	-	-	-	-	-	-	-	-	-	-	-	-
220621-SS08	21/06/2022	0 - 0.1	-	-	-	-	-	-	-	-	-	-	-	-	-	-	-	-	-	-	-	-
220621-SS09	21/06/2022	0 - 0.1	-	-	-	-	-	-	-	-	-	-	-	-	-	-	-	-	-	-	-	-
220621-SS10	21/06/2022	0 - 0.1	-	-	-	-	-	-	-	-	-	-	-	-	-	-	-	-	-	-	-	-
220621-SS11	21/06/2022	0 - 0.1	-	-	-	-	-	-	-	-	-	-	-	-	-	-	-	-	-	-	-	-
220621-SS12	21/06/2022	0 - 0.1	-	-	-	-	-	-	-	-	-	-	-	-	-	-	-	-	-	-	-	-
220621-SS13	21/06/2022	0 - 0.1	-	-	-	-	-	-	-	-	-	-	-	-	-	-	-	-	-	-	-	-
220621-SS14	21/06/2022	0 - 0.1	-	-	-	-	-	-	-	-	-	-	-	-	-	-	-	-	-	-	-	-
220621-SS15	21/06/2022	0 - 0.1	-	-	-	-	-	-	-	-	-	-	-	-	-	-	-	-	-	-	-	-
220621-SS16	21/06/2022	0 - 0.1	-	-	-	-	-	-	-	-	-	-	-	-	-	-	-	-	-	-	-	-
220621-SS17	21/06/2022	0 - 0.1	-	-	-	-	-	-	-	-	-	-	-	-	-	-	-	-	-	-	-	-
220621-SS18	21/06/2022	0 - 0.1	-	-	-	-	-	-	-	-	-	-	-	-	-	-	-	-	-	-	-	-
220621-SS19	21/06/2022	0 - 0.1	-	-	-	-	-	-	-	-	-	-	-	-	-	-	-	-	-	-	-	-
220621-SS20	21/06/2022	0 - 0.1	-	-	-	-	-	-	-	-	-	-	-	-	-	-	-	-	-	-	-	-
220621-SS21	21/06/2022	0 - 0.1	<20	<20	<50	<50	<50	<50	<50	<100	<100	<20	<100	<20	<0.5	-	-	-	-	-	-	-
220621-SS22	21/06/2022	0 - 0.1	-	-	-	-	-	-	-	-	-	-	-	-	-	-	-	-	-	-	-	-
220621-SS23	21/06/2022	0 - 0.1	-	-	-	-	-	-	-	-	-	-	-	-	-	-	-	-	-	-	-	-
220621-SS24	21/06/2022	0 - 0.1	-	-	-	-	-	-	-	-	-	-	-	-	-	-	-	-	-	-	-	-
220621-SS25	21/06/2022	0 - 0.1	-	-	-	-	-	-	-	-	-	-	-	-	-	-	-	-	-	-	-	-
220621-SS26	21/06/2022	0 - 0.1	-	-	-	-	-	-	-	-	-	-	-	-	-	-	-	-	-	-	-	-
220621-SS27	21/06/2022	0 - 0.1	-	-	-	-	-	-	-	-	-	-	-	-	-	-	-	-	-	-	-	-
220621-SS28	21/06/2022	0 - 0.1	-	-	-	-	-	-	-	-	-	-	-	-	-	-	-	-	-	-	-	-
220621-SS29	21/06/2022	0 - 0.1	-	-	-	-	-	-	-	-	-	-	-	-	-	-	-	-	-	-	-	-

Table 01
Chemical Testing Results
Soil



	TPH					TRH							BTEX						MAH			
	C6-C9	C10-C14	C15-C28	C29-C36	C10-C36 (Sum of total)	C10-C16 (F2)	C10-C16 (F2 minus Naphthalene)	C16-C34 (F3)	C34-C40 (F4)	C6-C10 (F1 minus BTEX)	C10-C40 (Sum of total)	C6-C10 (F1)	Naphthalene (BTEX)	Benzene	Toluene	Ethylbenzene	Xylene (m & p)	Xylene (o)	Xylene Total	Styrene		
	mg/kg	mg/kg	mg/kg	mg/kg	mg/kg	mg/kg	mg/kg	mg/kg	mg/kg	mg/kg	mg/kg	mg/kg	mg/kg	mg/kg	mg/kg	mg/kg	mg/kg	mg/kg	mg/kg	mg/kg	mg/kg	
EQL	20	20	50	50	50	50	50	100	100	20	100	20	0.5	0.1	0.1	0.1	0.2	0.1	0.3	0.5		
EPA Vic IWRG1828.2 Category B upper limit	2,600				40,000									16	12,800	4,800			9,600	480		
EPA Vic IWRG1828.2 Category C upper limit	650				10,000									4	3,200	1,200			2,400	120		
EPA Vic IWRG1828.2 Category D / Industrial Waste upper limit	325				5,000									4	3,200	1,200			2,400	120		
EPA Vic IWRG1828.2 Fill material upper limit	100				1,000									1								
NEPM Amendment 2013 EIL (urb res/public open space) - aged													170									
NEPM Amendment 2013 EIL (urb res/public open space) - fresh													170									
NEPM 2013 Table 1B(6) ESLs for Urban Res, Fine Soil						120	120	1300	5600	180				65	105	125			45			
NEPM 2013 Table 1A(1) HILs Res A Soil																						
NEPM 2013 Table 1A(1) HILs Res B Soil																						
NEPM 2013 Table 1A(1) HILs Rec C Soil																						
NEPM 2013 Table 1A(1) HILs Comm/Ind D Soil																						
Field ID	Date	Depth																				
BH01/0.0-0.1 (re-tested)	21/06/2022	0 - 0.1	-	-	-	-	-	-	-	-	-	-	-	-	-	-	-	-	-	-		
BH01/0.5-0.6	21/06/2022	0.5 - 0.6	-	-	-	-	-	-	-	-	-	-	-	-	-	-	-	-	-	-		
BH02/0.0-0.1	21/06/2022	0 - 0.1	-	-	-	-	-	-	-	-	-	-	-	-	-	-	-	-	-	-		
BH03/0.0-0.1	21/06/2022	0 - 0.1	<20	<20	<50	<50	<50	<50	<100	<100	<20	<100	<20	<0.5	-	-	-	-	-	-		
BH04/0.0-0.1	21/06/2022	0 - 0.1	<20	<20	<50	<50	<50	<50	<100	<100	<20	<100	<20	<0.5	-	-	-	-	-	-		
BH05/0.0-0.1	21/06/2022	0 - 0.1	<20	<20	97	57	154	<50	<50	130	<100	<20	130	<20	<0.5	<0.1	<0.1	<0.1	<0.2	<0.1	<0.3	<0.5
BH05/0.2-0.3	21/06/2022	0.2 - 0.3	-	-	-	-	-	-	-	-	-	-	-	-	-	-	-	-	-	-		
BH05/0.5-0.6	21/06/2022	0.5 - 0.6	-	-	-	-	-	-	-	-	-	-	-	-	-	-	-	-	-	-		
BH06/0.0-0.1	21/06/2022	0 - 1	<20	<20	<50	<50	<50	<50	<100	<100	<20	<100	<20	<0.5	<0.1	<0.1	<0.1	<0.2	<0.1	<0.3	<0.5	
TP01/0.7-0.8	21/06/2022	0.7 - 0.8	<20	<20	<50	<50	<50	<50	<100	<100	<20	<100	<20	<0.5	-	-	-	-	-	-		
TP01/2.0-2.1	21/06/2022	2 - 2.1	<20	<20	<50	<50	<50	<50	<100	<100	<20	<100	<20	<0.5	<0.1	<0.1	<0.1	<0.2	<0.1	<0.3	<0.5	
TP01/3.0-3.1	21/06/2022	3 - 3.1	-	-	-	-	-	-	-	-	-	-	-	-	-	-	-	-	-	-		
TP02/0.0-0.1	21/06/2022	0 - 0.1	-	-	-	-	-	-	-	-	-	-	-	-	-	-	-	-	-	-		
TP02/0.9-1.0	21/06/2022	0.9 - 1	-	-	-	-	-	-	-	-	-	-	-	-	-	-	-	-	-	-		
TP03/0.0-0.1	21/06/2022	0 - 0.1	<20	<20	<50	<50	<50	<50	<100	<100	<20	<100	<20	<0.5	-	-	-	-	-	-		
TP03/1.0-1.1	21/06/2022	1 - 1.1	<20	<20	<50	<50	<50	<50	<100	<100	<20	<100	<20	<0.5	-	-	-	-	-	-		
TP03/2.0-2.1	21/06/2022	2 - 2.1	-	-	-	-	-	-	-	-	-	-	-	-	-	-	-	-	-	-		
TP03/3.0-3.1	21/06/2022	3 - 3.1	-	-	-	-	-	-	-	-	-	-	-	-	-	-	-	-	-	-		
TP04/0.0-0.1	21/06/2022	0 - 0.1	-	-	-	-	-	-	-	-	-	-	-	-	-	-	-	-	-	-		
TP04/1.0-1.1	21/06/2022	1 - 1.1	<20	<20	<50	<50	<50	<50	<100	<100	<20	<100	<20	<0.5	-	-	-	-	-	-		
TP04/2.2-2.3	21/06/2022	2.2 - 2.3	<20	<20	<50	<50	<50	<50	<100	<100	<20	<100	<20	<0.5	-	-	-	-	-	-		
TP05/0.0-0.1	21/06/2022	0 - 0.1	<20	<20	<50	<50	<50	<50	<100	<100	<20	<100	<20	<0.5	-	-	-	-	-	-		
TP05/0.5-0.6	21/06/2022	0.5 - 0.6	<20	<20	<50	<50	<50	<50	<100	<100	<20	<100	<20	<0.5	-	-	-	-	-	-		
TP06/0.0-0.1	21/06/2022	0 - 0.1	<20	<20	<50	<50	<50	<50	<100	<100	<20	<100	<20	<0.5	-	-	-	-	-	-		
TP06/1.0-1.1	21/06/2022	1 - 1.1	-	-	-	-	-	-	-	-	-	-	-	-	-	-	-	-	-	-		
TP06/2.0-2.1	21/06/2022	2 - 2.1	-	-	-	-	-	-	-	-	-	-	-	-	-	-	-	-	-	-		
TP07/0.0-0.1	21/06/2022	0 - 0.1	-	-	-	-	-	-	-	-	-	-	-	-	-	-	-	-	-	-		
TP07/1.0-1.1	21/06/2022	1 - 1.1	<20	<20	<50	<50	<50	<50	<100	<100	<20	<100	<20	<0.5	-	-	-	-	-	-		
TP09/0.0-0.1	21/06/2022	0 - 0.1	<20	<20	<50	<50	<50	<50	<100	<100	<20	<100	<20	<0.5	-	-	-	-	-	-		
TP09/0.5-0.6	21/06/2022	0.5 - 0.6	<20	<20	<50	<50	<50	<50	<100	<100	<20	<100	<20	<0.5	<0.1	<0.1	<0.1	<0.2	<0.1	<0.3	<0.5	
TP09/2.0-2.1	21/06/2022	2 - 2.1	-	-	-	-	-	-	-	-	-	-	-	-	-	-	-	-	-	-		

Prepared by: [Redacted]

Checked by: [Redacted]

13/07/2022

Table 01
Chemical Testing Results
Soil



	Halogenated Benzenes										Halogenated Hydrocarbons					
	1,2,3,4-tetrachlorobenzene	1,2,3,5-Tetrachlorobenzene	1,2,3-trichlorobenzene	1,2,4,5-tetrachlorobenzene	1,2,4-trichlorobenzene	1,2-dichlorobenzene	1,3,5-Trichlorobenzene	1,3-dichlorobenzene	1,4-dichlorobenzene	Chlorobenzene	Hexachlorobenzene	Pentachlorobenzene	1,2-dibromoethane	Bromomethane	Iodomethane	Trichlorofluoromethane
EQL	0.5	0.5	0.5	0.5	0.5	0.5	0.5	0.5	0.5	0.5	0.05	0.5	0.5	0.5	0.5	0.5
EPA Vic IWRG1828.2 Category B upper limit						24,000				640	4,800					
EPA Vic IWRG1828.2 Category C upper limit						6,000				160	1,200					
EPA Vic IWRG1828.2 Category D / Industrial Waste upper limit						6,000				160	1,200					
EPA Vic IWRG1828.2 Fill material upper limit																
NEPM Amendment 2013 EIL (urb res/public open space) - aged																
NEPM Amendment 2013 EIL (urb res/public open space) - fresh																
NEPM 2013 Table 1B(6) ESLs for Urban Res, Fine Soil																
NEPM 2013 Table 1A(1) HILs Res A Soil												10				
NEPM 2013 Table 1A(1) HILs Res B Soil												15				
NEPM 2013 Table 1A(1) HILs Rec C Soil												10				
NEPM 2013 Table 1A(1) HILs Comm/Ind D Soil												80				
Field ID	Date	Depth														
220621-SS01	21/06/2022	0 - 0.1	<0.5	<0.5	<0.5	<0.5	<0.5	<0.5	<0.5	<0.5	<0.5	<0.05	<0.5	<0.5	<0.5	<0.5
220621-SS02	21/06/2022	0 - 0.1	-	-	-	-	-	-	-	-	-	<0.05	-	-	-	-
220621-SS03	21/06/2022	0 - 0.1	-	-	-	-	-	-	-	-	-	-	-	-	-	-
220621-SS04	21/06/2022	0 - 0.1	-	-	-	-	-	-	-	-	-	<0.05	-	-	-	-
220621-SS05	21/06/2022	0 - 0.1	-	-	-	-	-	-	-	-	-	-	-	-	-	-
220621-SS06	21/06/2022	0 - 0.1	-	-	-	-	-	-	-	-	-	<0.05	-	-	-	-
220621-SS07	21/06/2022	0 - 0.1	-	-	-	-	-	-	-	-	-	-	-	-	-	-
220621-SS08	21/06/2022	0 - 0.1	-	-	-	-	-	-	-	-	-	<0.05	-	-	-	-
220621-SS09	21/06/2022	0 - 0.1	-	-	-	-	-	-	-	-	-	-	-	-	-	-
220621-SS10	21/06/2022	0 - 0.1	-	-	-	-	-	-	-	-	-	<0.05	-	-	-	-
220621-SS11	21/06/2022	0 - 0.1	-	-	-	-	-	-	-	-	-	-	-	-	-	-
220621-SS12	21/06/2022	0 - 0.1	-	-	-	-	-	-	-	-	-	<0.05	-	-	-	-
220621-SS13	21/06/2022	0 - 0.1	-	-	-	-	-	-	-	-	-	-	-	-	-	-
220621-SS14	21/06/2022	0 - 0.1	-	-	-	-	-	-	-	-	-	<0.05	-	-	-	-
220621-SS15	21/06/2022	0 - 0.1	-	-	-	-	-	-	-	-	-	-	-	-	-	-
220621-SS16	21/06/2022	0 - 0.1	-	-	-	-	-	-	-	-	-	<0.05	-	-	-	-
220621-SS17	21/06/2022	0 - 0.1	-	-	-	-	-	-	-	-	-	-	-	-	-	-
220621-SS18	21/06/2022	0 - 0.1	-	-	-	-	-	-	-	-	-	<0.05	-	-	-	-
220621-SS19	21/06/2022	0 - 0.1	-	-	-	-	-	-	-	-	-	-	-	-	-	-
220621-SS20	21/06/2022	0 - 0.1	-	-	-	-	-	-	-	-	-	<0.05	-	-	-	-
220621-SS21	21/06/2022	0 - 0.1	-	-	-	-	-	-	-	-	-	-	-	-	-	-
220621-SS22	21/06/2022	0 - 0.1	-	-	-	-	-	-	-	-	-	-	-	-	-	-
220621-SS23	21/06/2022	0 - 0.1	-	-	-	-	-	-	-	-	-	<0.05	-	-	-	-
220621-SS24	21/06/2022	0 - 0.1	-	-	-	-	-	-	-	-	-	-	-	-	-	-
220621-SS25	21/06/2022	0 - 0.1	-	-	-	-	-	-	-	-	-	-	-	-	-	-
220621-SS26	21/06/2022	0 - 0.1	-	-	-	-	-	-	-	-	-	<0.05	-	-	-	-
220621-SS27	21/06/2022	0 - 0.1	-	-	-	-	-	-	-	-	-	-	-	-	-	-
220621-SS28	21/06/2022	0 - 0.1	-	-	-	-	-	-	-	-	-	<0.05	-	-	-	-
220621-SS29	21/06/2022	0 - 0.1	-	-	-	-	-	-	-	-	-	<0.05	-	-	-	-

Table 01
Chemical Testing Results
Soil



			Halogenated Benzenes										Halogenated Hydrocarbons					
			1,2,3,4-tetrachlorobenzene	1,2,3,5-Tetrachlorobenzene	1,2,3-trichlorobenzene	1,2,4,5-tetrachlorobenzene	1,2,4-trichlorobenzene	1,2-dichlorobenzene	1,3,5-Trichlorobenzene	1,3-dichlorobenzene	1,4-dichlorobenzene	Chlorobenzene	Hexachlorobenzene	Pentachlorobenzene	1,2-dibromoethane	Bromomethane	Iodomethane	Trichlorofluoromethane
			mg/kg	mg/kg	mg/kg	mg/kg	mg/kg	mg/kg	mg/kg	mg/kg	mg/kg	mg/kg	mg/kg	mg/kg	mg/kg	mg/kg	mg/kg	mg/kg
EQL			0.5	0.5														
EPA Vic IWRG1828.2 Category B upper limit								24,000			640	4,800						
EPA Vic IWRG1828.2 Category C upper limit								6,000			160	1,200						
EPA Vic IWRG1828.2 Category D / Industrial Waste upper limit								6,000			160	1,200						
EPA Vic IWRG1828.2 Fill material upper limit																		
NEPM Amendment 2013 EIL (urb res/public open space) - aged																		
NEPM Amendment 2013 EIL (urb res/public open space) - fresh																		
NEPM 2013 Table 1B(6) ESLs for Urban Res, Fine Soil																		
NEPM 2013 Table 1A(1) HILs Res A Soil												10						
NEPM 2013 Table 1A(1) HILs Res B Soil												15						
NEPM 2013 Table 1A(1) HILs Rec C Soil												10						
NEPM 2013 Table 1A(1) HILs Comm/Ind D Soil												80						
Field ID	Date	Depth																
BH01/0.0-0.1 (re-tested)	21/06/2022	0 - 0.1	-	-	-	-	-	-	-	-	-	-	-	-	-	-	-	-
BH01/0.5-0.6	21/06/2022	0.5 - 0.6	-	-	-	-	-	-	-	-	-	-	-	-	-	-	-	-
BH02/0.0-0.1	21/06/2022	0 - 0.1	-	-	-	-	-	-	-	-	-	<0.05	-	-	-	-	-	-
BH03/0.0-0.1	21/06/2022	0 - 0.1	-	-	-	-	-	-	-	-	-	-	-	-	-	-	-	-
BH04/0.0-0.1	21/06/2022	0 - 0.1	-	-	-	-	-	-	-	-	-	-	-	-	-	-	-	-
BH05/0.0-0.1	21/06/2022	0 - 0.1	<0.5	<0.5	<0.5	<0.5	<0.5	<0.5	<0.5	<0.5	<0.5	<0.5	<0.5	<0.5	<0.5	<0.5	<0.5	<0.5
BH05/0.2-0.3	21/06/2022	0.2 - 0.3	-	-	-	-	-	-	-	-	-	-	-	-	-	-	-	-
BH05/0.5-0.6	21/06/2022	0.5 - 0.6	-	-	-	-	-	-	-	-	-	-	-	-	-	-	-	-
BH06/0.0-0.1	21/06/2022	0 - 1	<0.5	<0.5	<0.5	<0.5	<0.5	<0.5	<0.5	<0.5	<0.5	<0.5	<0.5	<0.5	<0.5	<0.5	<0.5	<0.5
TP01/0.7-0.8	21/06/2022	0.7 - 0.8	-	-	-	-	-	-	-	-	-	-	-	-	-	-	-	-
TP01/2.0-2.1	21/06/2022	2 - 2.1	<0.5	<0.5	<0.5	<0.5	<0.5	<0.5	<0.5	<0.5	<0.5	<0.5	<0.5	<0.5	<0.5	<0.5	<0.5	<0.5
TP01/3.0-3.1	21/06/2022	3 - 3.1	-	-	-	-	-	-	-	-	-	<0.05	-	-	-	-	-	-
TP02/0.0-0.1	21/06/2022	0 - 0.1	-	-	-	-	-	-	-	-	-	<0.05	-	-	-	-	-	-
TP02/0.9-1.0	21/06/2022	0.9 - 1	-	-	-	-	-	-	-	-	-	-	-	-	-	-	-	-
TP03/0.0-0.1	21/06/2022	0 - 0.1	-	-	-	-	-	-	-	-	-	<0.05	-	-	-	-	-	-
TP03/1.0-1.1	21/06/2022	1 - 1.1	-	-	-	-	-	-	-	-	-	-	-	-	-	-	-	-
TP03/2.0-2.1	21/06/2022	2 - 2.1	-	-	-	-	-	-	-	-	-	-	-	-	-	-	-	-
TP03/3.0-3.1	21/06/2022	3 - 3.1	-	-	-	-	-	-	-	-	-	<0.05	-	-	-	-	-	-
TP04/0.0-0.1	21/06/2022	0 - 0.1	-	-	-	-	-	-	-	-	-	-	-	-	-	-	-	-
TP04/1.0-1.1	21/06/2022	1 - 1.1	-	-	-	-	-	-	-	-	-	<0.05	-	-	-	-	-	-
TP04/2.2-2.3	21/06/2022	2.2 - 2.3	-	-	-	-	-	-	-	-	-	-	-	-	-	-	-	-
TP05/0.0-0.1	21/06/2022	0 - 0.1	-	-	-	-	-	-	-	-	-	-	-	-	-	-	-	-
TP05/0.5-0.6	21/06/2022	0.5 - 0.6	-	-	-	-	-	-	-	-	-	-	-	-	-	-	-	-
TP06/0.0-0.1	21/06/2022	0 - 0.1	-	-	-	-	-	-	-	-	-	-	-	-	-	-	-	-
TP06/1.0-1.1	21/06/2022	1 - 1.1	-	-	-	-	-	-	-	-	-	-	-	-	-	-	-	-
TP06/2.0-2.1	21/06/2022	2 - 2.1	-	-	-	-	-	-	-	-	-	<0.05	-	-	-	-	-	-
TP07/0.0-0.1	21/06/2022	0 - 0.1	-	-	-	-	-	-	-	-	-	<0.05	-	-	-	-	-	-
TP07/1.0-1.1	21/06/2022	1 - 1.1	-	-	-	-	-	-	-	-	-	-	-	-	-	-	-	-
TP09/0.0-0.1	21/06/2022	0 - 0.1	-	-	-	-	-	-	-	-	-	-	-	-	-	-	-	-
TP09/0.5-0.6	21/06/2022	0.5 - 0.6	<0.5	<0.5	<0.5	<0.5	<0.5	<0.5	<0.5	<0.5	<0.5	<0.05	<0.5	<0.5	<0.5	<0.5	<0.5	<0.5
TP09/2.0-2.1	21/06/2022	2 - 2.1	-	-	-	-	-	-	-	-	-	<0.05	-	-	-	-	-	-

Table 01
Chemical Testing Results
Soil



			Chlorinated Hydrocarbons														
	Chlorinated hydrocarbons EPA Vic	Other chlorinated hydrocarbons EPA Vic	1,1,1,2-tetrachloroethane	1,1,1-trichloroethane	1,1,2,2-tetrachloroethane	1,1,2-trichloroethane	1,1-dichloroethane	1,1-dichloroethene	1,2,3-trichloropropane	1,2-dichloroethane	1,2-dichloropropane	1,3-dichloropropane	Benzal Chloride	Benzotrichloride	Benzyl chloride	Bromodichloromethane	
	mg/kg	mg/kg	mg/kg	mg/kg	mg/kg	mg/kg	mg/kg	mg/kg	mg/kg	mg/kg	mg/kg	mg/kg	mg/kg	mg/kg	mg/kg	mg/kg	
EQL	0.5	0.5	0.5	0.5	0.5	0.5	0.5	0.5	0.5	0.5	0.5	0.5	0.05	0.05	0.5	0.5	
EPA Vic IWRG1828.2 Category B upper limit			1,600	4,800	210	190		480		48							
EPA Vic IWRG1828.2 Category C upper limit			400	1,200	52	48		120		12							
EPA Vic IWRG1828.2 Category D / Industrial Waste upper limit			400	1,200	52	48		120		12							
EPA Vic IWRG1828.2 Fill material upper limit	1																
NEPM Amendment 2013 EIL (urb res/public open space) - aged																	
NEPM Amendment 2013 EIL (urb res/public open space) - fresh																	
NEPM 2013 Table 1B(6) ESLs for Urban Res, Fine Soil																	
NEPM 2013 Table 1A(1) HILs Res A Soil																	
NEPM 2013 Table 1A(1) HILs Res B Soil																	
NEPM 2013 Table 1A(1) HILs Rec C Soil																	
NEPM 2013 Table 1A(1) HILs Comm/Ind D Soil																	
Field ID	Date	Depth	<0.5	<0.5	<0.5	<0.5	<0.5	<0.5	<0.5	<0.5	<0.5	<0.5	<0.5	<0.05	<0.05	<0.5	<0.5
220621-SS01	21/06/2022	0 - 0.1	-	-	-	-	-	-	-	-	-	-	-	-	-	-	-
220621-SS02	21/06/2022	0 - 0.1	-	-	-	-	-	-	-	-	-	-	-	-	-	-	-
220621-SS03	21/06/2022	0 - 0.1	-	-	-	-	-	-	-	-	-	-	-	-	-	-	-
220621-SS04	21/06/2022	0 - 0.1	-	-	-	-	-	-	-	-	-	-	-	-	-	-	-
220621-SS05	21/06/2022	0 - 0.1	-	-	-	-	-	-	-	-	-	-	-	-	-	-	-
220621-SS06	21/06/2022	0 - 0.1	-	-	-	-	-	-	-	-	-	-	-	-	-	-	-
220621-SS07	21/06/2022	0 - 0.1	-	-	-	-	-	-	-	-	-	-	-	-	-	-	-
220621-SS08	21/06/2022	0 - 0.1	-	-	-	-	-	-	-	-	-	-	-	-	-	-	-
220621-SS09	21/06/2022	0 - 0.1	-	-	-	-	-	-	-	-	-	-	-	-	-	-	-
220621-SS10	21/06/2022	0 - 0.1	-	-	-	-	-	-	-	-	-	-	-	-	-	-	-
220621-SS11	21/06/2022	0 - 0.1	-	-	-	-	-	-	-	-	-	-	-	-	-	-	-
220621-SS12	21/06/2022	0 - 0.1	-	-	-	-	-	-	-	-	-	-	-	-	-	-	-
220621-SS13	21/06/2022	0 - 0.1	-	-	-	-	-	-	-	-	-	-	-	-	-	-	-
220621-SS14	21/06/2022	0 - 0.1	-	-	-	-	-	-	-	-	-	-	-	-	-	-	-
220621-SS15	21/06/2022	0 - 0.1	-	-	-	-	-	-	-	-	-	-	-	-	-	-	-
220621-SS16	21/06/2022	0 - 0.1	-	-	-	-	-	-	-	-	-	-	-	-	-	-	-
220621-SS17	21/06/2022	0 - 0.1	-	-	-	-	-	-	-	-	-	-	-	-	-	-	-
220621-SS18	21/06/2022	0 - 0.1	-	-	-	-	-	-	-	-	-	-	-	-	-	-	-
220621-SS19	21/06/2022	0 - 0.1	-	-	-	-	-	-	-	-	-	-	-	-	-	-	-
220621-SS20	21/06/2022	0 - 0.1	-	-	-	-	-	-	-	-	-	-	-	-	-	-	-
220621-SS21	21/06/2022	0 - 0.1	-	-	-	-	-	-	-	-	-	-	-	-	-	-	-
220621-SS22	21/06/2022	0 - 0.1	-	-	-	-	-	-	-	-	-	-	-	-	-	-	-
220621-SS23	21/06/2022	0 - 0.1	-	-	-	-	-	-	-	-	-	-	-	-	-	-	-
220621-SS24	21/06/2022	0 - 0.1	-	-	-	-	-	-	-	-	-	-	-	-	-	-	-
220621-SS25	21/06/2022	0 - 0.1	-	-	-	-	-	-	-	-	-	-	-	-	-	-	-
220621-SS26	21/06/2022	0 - 0.1	-	-	-	-	-	-	-	-	-	-	-	-	-	-	-
220621-SS27	21/06/2022	0 - 0.1	-	-	-	-	-	-	-	-	-	-	-	-	-	-	-
220621-SS28	21/06/2022	0 - 0.1	-	-	-	-	-	-	-	-	-	-	-	-	-	-	-
220621-SS29	21/06/2022	0 - 0.1	-	-	-	-	-	-	-	-	-	-	-	-	-	-	-

Table 01
Chemical Testing Results
Soil



Chlorinated Hydrocarbons																
	Chlorinated hydrocarbons EPAVic	Other chlorinated hydrocarbons EPAVic	1,1,1,2-tetrachloroethane	1,1,1-trichloroethane	1,1,2,2-tetrachloroethane	1,1,2-trichloroethane	1,1-dichloroethane	1,1-dichloroethene	1,2,3-trichloropropane	1,2-dichloroethane	1,2-dichloropropane	1,3-dichloropropane	Benzal Chloride	Benzotrichloride	Benzyl chloride	Bromodichloromethane
	mg/kg	mg/kg	mg/kg	mg/kg	mg/kg	mg/kg	mg/kg	mg/kg	mg/kg	mg/kg	mg/kg	mg/kg	mg/kg	mg/kg	mg/kg	mg/kg
EQL	0.5	0.5														
EPA Vic IWRG1828.2 Category B upper limit			1,600	4,800	210	190		480		48						
EPA Vic IWRG1828.2 Category C upper limit			400	1,200	52	48		120		12						
EPA Vic IWRG1828.2 Category D / Industrial Waste upper limit			400	1,200	52	48		120		12						
EPA Vic IWRG1828.2 Fill material upper limit	1															
NEPM Amendment 2013 EIL (urb res/public open space) - aged																
NEPM Amendment 2013 EIL (urb res/public open space) - fresh																
NEPM 2013 Table 1B(6) ESLs for Urban Res, Fine Soil																
NEPM 2013 Table 1A(1) HILs Res A Soil																
NEPM 2013 Table 1A(1) HILs Res B Soil																
NEPM 2013 Table 1A(1) HILs Rec C Soil																
NEPM 2013 Table 1A(1) HILs Comm/Ind D Soil																
Field ID	Date	Depth														
BH01/0.0-0.1 (re-tested)	21/06/2022	0 - 0.1	-	-	-	-	-	-	-	-	-	-	-	-	-	-
BH01/0.5-0.6	21/06/2022	0.5 - 0.6	-	-	-	-	-	-	-	-	-	-	-	-	-	-
BH02/0.0-0.1	21/06/2022	0 - 0.1	-	-	-	-	-	-	-	-	-	-	-	-	-	-
BH03/0.0-0.1	21/06/2022	0 - 0.1	-	-	-	-	-	-	-	-	-	-	-	-	-	-
BH04/0.0-0.1	21/06/2022	0 - 0.1	-	-	-	-	-	-	-	-	-	-	-	-	-	-
BH05/0.0-0.1	21/06/2022	0 - 0.1	<0.5	<0.5	<0.5	<0.5	<0.5	<0.5	<0.5	<0.5	<0.5	<0.5	<0.05	<0.05	<0.5	<0.5
BH05/0.2-0.3	21/06/2022	0.2 - 0.3	-	-	-	-	-	-	-	-	-	-	-	-	-	-
BH05/0.5-0.6	21/06/2022	0.5 - 0.6	-	-	-	-	-	-	-	-	-	-	-	-	-	-
BH06/0.0-0.1	21/06/2022	0 - 1	<0.5	<0.5	<0.5	<0.5	<0.5	<0.5	<0.5	<0.5	<0.5	<0.5	<0.05	<0.05	<0.5	<0.5
TP01/0.7-0.8	21/06/2022	0.7 - 0.8	-	-	-	-	-	-	-	-	-	-	-	-	-	-
TP01/2.0-2.1	21/06/2022	2 - 2.1	<0.5	<0.5	<0.5	<0.5	<0.5	<0.5	<0.5	<0.5	<0.5	<0.5	<0.05	<0.05	<0.5	<0.5
TP01/3.0-3.1	21/06/2022	3 - 3.1	-	-	-	-	-	-	-	-	-	-	-	-	-	-
TP02/0.0-0.1	21/06/2022	0 - 0.1	-	-	-	-	-	-	-	-	-	-	-	-	-	-
TP02/0.9-1.0	21/06/2022	0.9 - 1	-	-	-	-	-	-	-	-	-	-	-	-	-	-
TP03/0.0-0.1	21/06/2022	0 - 0.1	-	-	-	-	-	-	-	-	-	-	-	-	-	-
TP03/1.0-1.1	21/06/2022	1 - 1.1	-	-	-	-	-	-	-	-	-	-	-	-	-	-
TP03/2.0-2.1	21/06/2022	2 - 2.1	-	-	-	-	-	-	-	-	-	-	-	-	-	-
TP03/3.0-3.1	21/06/2022	3 - 3.1	-	-	-	-	-	-	-	-	-	-	-	-	-	-
TP04/0.0-0.1	21/06/2022	0 - 0.1	-	-	-	-	-	-	-	-	-	-	-	-	-	-
TP04/1.0-1.1	21/06/2022	1 - 1.1	-	-	-	-	-	-	-	-	-	-	-	-	-	-
TP04/2.2-2.3	21/06/2022	2.2 - 2.3	-	-	-	-	-	-	-	-	-	-	-	-	-	-
TP05/0.0-0.1	21/06/2022	0 - 0.1	-	-	-	-	-	-	-	-	-	-	-	-	-	-
TP05/0.5-0.6	21/06/2022	0.5 - 0.6	-	-	-	-	-	-	-	-	-	-	-	-	-	-
TP06/0.0-0.1	21/06/2022	0 - 0.1	-	-	-	-	-	-	-	-	-	-	-	-	-	-
TP06/1.0-1.1	21/06/2022	1 - 1.1	-	-	-	-	-	-	-	-	-	-	-	-	-	-
TP06/2.0-2.1	21/06/2022	2 - 2.1	-	-	-	-	-	-	-	-	-	-	-	-	-	-
TP07/0.0-0.1	21/06/2022	0 - 0.1	-	-	-	-	-	-	-	-	-	-	-	-	-	-
TP07/1.0-1.1	21/06/2022	1 - 1.1	-	-	-	-	-	-	-	-	-	-	-	-	-	-
TP09/0.0-0.1	21/06/2022	0 - 0.1	-	-	-	-	-	-	-	-	-	-	-	-	-	-
TP09/0.5-0.6	21/06/2022	0.5 - 0.6	<0.5	<0.5	<0.5	<0.5	<0.5	<0.5	<0.5	<0.5	<0.5	<0.5	<0.05	<0.05	<0.5	<0.5
TP09/2.0-2.1	21/06/2022	2 - 2.1	-	-	-	-	-	-	-	-	-	-	-	-	-	-

Table 01
Chemical Testing Results
Soil



			Chlorinated Hydrocarbons															
	Bromoform	Carbon tetrachloride	Chlorobromomethane	Chloroform	Chloromethane	cis-1,2-dichloroethene	cis-1,3-dichloropropene	Dibromomethane	Dichloromethane	Hexachlorobutadiene	Hexachlorocyclopentadiene	Hexachloroethane	Trichloroethene	Tetrachloroethene	trans-1,2-dichloroethene	trans-1,3-dichloropropene	Vinyl chloride	
	mg/kg	mg/kg	mg/kg	mg/kg	mg/kg	mg/kg	mg/kg	mg/kg	mg/kg	mg/kg	mg/kg	mg/kg	mg/kg	mg/kg	mg/kg	mg/kg	mg/kg	
EQL	0.5	0.5	0.5	0.5	0.5	0.5	0.5	0.5	0.5	0.5	0.5	0.5	0.5	0.5	0.5	0.5	0.5	
EPA Vic IWRG1828.2 Category B upper limit		48		960					64	11			80	800			4.8	
EPA Vic IWRG1828.2 Category C upper limit		12		240					16	2.8			20	200			1.2	
EPA Vic IWRG1828.2 Category D / Industrial Waste upper limit		12		240					16	2.8			20	200			1.2	
EPA Vic IWRG1828.2 Fill material upper limit																		
NEPM Amendment 2013 EIL (urb res/public open space) - aged																		
NEPM Amendment 2013 EIL (urb res/public open space) - fresh																		
NEPM 2013 Table 1B(6) ESLs for Urban Res, Fine Soil																		
NEPM 2013 Table 1A(1) Hills Res A Soil																		
NEPM 2013 Table 1A(1) Hills Res B Soil																		
NEPM 2013 Table 1A(1) Hills Rec C Soil																		
NEPM 2013 Table 1A(1) Hills Comm/Ind D Soil																		
Field ID	Date	Depth	<0.5	<0.5	<0.5	<0.5	<0.5	<0.5	<0.5	<0.5	<0.5	<0.5	<0.5	<0.5	<0.5	<0.5	<0.5	
220621-SS01	21/06/2022	0 - 0.1	<0.5	<0.5	<0.5	<0.5	<0.5	<0.5	<0.5	<0.5	<0.5	<0.5	<0.5	<0.5	<0.5	<0.5	<0.5	
220621-SS02	21/06/2022	0 - 0.1	-	-	-	-	-	-	-	-	-	-	-	-	-	-	-	
220621-SS03	21/06/2022	0 - 0.1	-	-	-	-	-	-	-	-	-	-	-	-	-	-	-	
220621-SS04	21/06/2022	0 - 0.1	-	-	-	-	-	-	-	-	-	-	-	-	-	-	-	
220621-SS05	21/06/2022	0 - 0.1	-	-	-	-	-	-	-	-	-	-	-	-	-	-	-	
220621-SS06	21/06/2022	0 - 0.1	-	-	-	-	-	-	-	-	-	-	-	-	-	-	-	
220621-SS07	21/06/2022	0 - 0.1	-	-	-	-	-	-	-	-	-	-	-	-	-	-	-	
220621-SS08	21/06/2022	0 - 0.1	-	-	-	-	-	-	-	-	-	-	-	-	-	-	-	
220621-SS09	21/06/2022	0 - 0.1	-	-	-	-	-	-	-	-	-	-	-	-	-	-	-	
220621-SS10	21/06/2022	0 - 0.1	-	-	-	-	-	-	-	-	-	-	-	-	-	-	-	
220621-SS11	21/06/2022	0 - 0.1	-	-	-	-	-	-	-	-	-	-	-	-	-	-	-	
220621-SS12	21/06/2022	0 - 0.1	-	-	-	-	-	-	-	-	-	-	-	-	-	-	-	
220621-SS13	21/06/2022	0 - 0.1	-	-	-	-	-	-	-	-	-	-	-	-	-	-	-	
220621-SS14	21/06/2022	0 - 0.1	-	-	-	-	-	-	-	-	-	-	-	-	-	-	-	
220621-SS15	21/06/2022	0 - 0.1	-	-	-	-	-	-	-	-	-	-	-	-	-	-	-	
220621-SS16	21/06/2022	0 - 0.1	-	-	-	-	-	-	-	-	-	-	-	-	-	-	-	
220621-SS17	21/06/2022	0 - 0.1	-	-	-	-	-	-	-	-	-	-	-	-	-	-	-	
220621-SS18	21/06/2022	0 - 0.1	-	-	-	-	-	-	-	-	-	-	-	-	-	-	-	
220621-SS19	21/06/2022	0 - 0.1	-	-	-	-	-	-	-	-	-	-	-	-	-	-	-	
220621-SS20	21/06/2022	0 - 0.1	-	-	-	-	-	-	-	-	-	-	-	-	-	-	-	
220621-SS21	21/06/2022	0 - 0.1	-	-	-	-	-	-	-	-	-	-	-	-	-	-	-	
220621-SS22	21/06/2022	0 - 0.1	-	-	-	-	-	-	-	-	-	-	-	-	-	-	-	
220621-SS23	21/06/2022	0 - 0.1	-	-	-	-	-	-	-	-	-	-	-	-	-	-	-	
220621-SS24	21/06/2022	0 - 0.1	-	-	-	-	-	-	-	-	-	-	-	-	-	-	-	
220621-SS25	21/06/2022	0 - 0.1	-	-	-	-	-	-	-	-	-	-	-	-	-	-	-	
220621-SS26	21/06/2022	0 - 0.1	-	-	-	-	-	-	-	-	-	-	-	-	-	-	-	
220621-SS27	21/06/2022	0 - 0.1	-	-	-	-	-	-	-	-	-	-	-	-	-	-	-	
220621-SS28	21/06/2022	0 - 0.1	-	-	-	-	-	-	-	-	-	-	-	-	-	-	-	
220621-SS29	21/06/2022	0 - 0.1	-	-	-	-	-	-	-	-	-	-	-	-	-	-	-	

Table 01
Chemical Testing Results
Soil



			Chlorinated Hydrocarbons																
			Bromoform	Carbon tetrachloride	Chlorodibromomethane	Chloroform	Chloromethane	cis-1,2-dichloroethene	cis-1,3-dichloropropene	Dibromomethane	Dichloromethane	Hexachlorobutadiene	Hexachlorocyclopentadiene	Hexachloroethane	Trichloroethene	Tetrachloroethene	trans-1,2-dichloroethene	trans-1,3-dichloropropene	Vinyl chloride
			mg/kg	mg/kg	mg/kg	mg/kg	mg/kg	mg/kg	mg/kg	mg/kg	mg/kg	mg/kg	mg/kg	mg/kg	mg/kg	mg/kg	mg/kg	mg/kg	mg/kg
EQL			0.5	0.5	0.5	0.5	0.5	0.5	0.5	0.5	0.5	0.5	0.5	0.5	0.5	0.5	0.5	0.5	0.5
EPA Vic IWRG1828.2 Category B upper limit				48		960					64	11			80	800			4.8
EPA Vic IWRG1828.2 Category C upper limit				12		240					16	2.8			20	200			1.2
EPA Vic IWRG1828.2 Category D / Industrial Waste upper limit				12		240					16	2.8			20	200			1.2
EPA Vic IWRG1828.2 Fill material upper limit																			
NEPM Amendment 2013 EIL (urb res/public open space) - aged																			
NEPM Amendment 2013 EIL (urb res/public open space) - fresh																			
NEPM 2013 Table 1B(6) ESLs for Urban Res, Fine Soil																			
NEPM 2013 Table 1A(1) HILs Res A Soil																			
NEPM 2013 Table 1A(1) HILs Res B Soil																			
NEPM 2013 Table 1A(1) HILs Rec C Soil																			
NEPM 2013 Table 1A(1) HILs Comm/Ind D Soil																			
Field ID	Date	Depth																	
BH01/0.0-0.1 (re-tested)	21/06/2022	0 - 0.1	-	-	-	-	-	-	-	-	-	-	-	-	-	-	-	-	-
BH01/0.5-0.6	21/06/2022	0.5 - 0.6	-	-	-	-	-	-	-	-	-	-	-	-	-	-	-	-	-
BH02/0.0-0.1	21/06/2022	0 - 0.1	-	-	-	-	-	-	-	-	-	-	-	-	-	-	-	-	-
BH03/0.0-0.1	21/06/2022	0 - 0.1	-	-	-	-	-	-	-	-	-	-	-	-	-	-	-	-	-
BH04/0.0-0.1	21/06/2022	0 - 0.1	-	-	-	-	-	-	-	-	-	-	-	-	-	-	-	-	-
BH05/0.0-0.1	21/06/2022	0 - 0.1	<0.5	<0.5	<0.5	<0.5	<0.5	<0.5	<0.5	<0.5	<0.5	<0.5	<0.5	<0.5	<0.5	<0.5	<0.5	<0.5	<0.5
BH05/0.2-0.3	21/06/2022	0.2 - 0.3	-	-	-	-	-	-	-	-	-	-	-	-	-	-	-	-	-
BH05/0.5-0.6	21/06/2022	0.5 - 0.6	-	-	-	-	-	-	-	-	-	-	-	-	-	-	-	-	-
BH06/0.0-0.1	21/06/2022	0 - 1	<0.5	<0.5	<0.5	<0.5	<0.5	<0.5	<0.5	<0.5	<0.5	<0.5	<0.5	<0.5	<0.5	<0.5	<0.5	<0.5	<0.5
TP01/0.7-0.8	21/06/2022	0.7 - 0.8	-	-	-	-	-	-	-	-	-	-	-	-	-	-	-	-	-
TP01/2.0-2.1	21/06/2022	2 - 2.1	<0.5	<0.5	<0.5	<0.5	<0.5	<0.5	<0.5	<0.5	<0.5	<0.5	<0.5	<0.5	<0.5	<0.5	<0.5	<0.5	<0.5
TP01/3.0-3.1	21/06/2022	3 - 3.1	-	-	-	-	-	-	-	-	-	-	-	-	-	-	-	-	-
TP02/0.0-0.1	21/06/2022	0 - 0.1	-	-	-	-	-	-	-	-	-	-	-	-	-	-	-	-	-
TP02/0.9-1.0	21/06/2022	0.9 - 1	-	-	-	-	-	-	-	-	-	-	-	-	-	-	-	-	-
TP03/0.0-0.1	21/06/2022	0 - 0.1	-	-	-	-	-	-	-	-	-	-	-	-	-	-	-	-	-
TP03/1.0-1.1	21/06/2022	1 - 1.1	-	-	-	-	-	-	-	-	-	-	-	-	-	-	-	-	-
TP03/2.0-2.1	21/06/2022	2 - 2.1	-	-	-	-	-	-	-	-	-	-	-	-	-	-	-	-	-
TP03/3.0-3.1	21/06/2022	3 - 3.1	-	-	-	-	-	-	-	-	-	-	-	-	-	-	-	-	-
TP04/0.0-0.1	21/06/2022	0 - 0.1	-	-	-	-	-	-	-	-	-	-	-	-	-	-	-	-	-
TP04/1.0-1.1	21/06/2022	1 - 1.1	-	-	-	-	-	-	-	-	-	-	-	-	-	-	-	-	-
TP04/2.2-2.3	21/06/2022	2.2 - 2.3	-	-	-	-	-	-	-	-	-	-	-	-	-	-	-	-	-
TP05/0.0-0.1	21/06/2022	0 - 0.1	-	-	-	-	-	-	-	-	-	-	-	-	-	-	-	-	-
TP05/0.5-0.6	21/06/2022	0.5 - 0.6	-	-	-	-	-	-	-	-	-	-	-	-	-	-	-	-	-
TP06/0.0-0.1	21/06/2022	0 - 0.1	-	-	-	-	-	-	-	-	-	-	-	-	-	-	-	-	-
TP06/1.0-1.1	21/06/2022	1 - 1.1	-	-	-	-	-	-	-	-	-	-	-	-	-	-	-	-	-
TP06/2.0-2.1	21/06/2022	2 - 2.1	-	-	-	-	-	-	-	-	-	-	-	-	-	-	-	-	-
TP07/0.0-0.1	21/06/2022	0 - 0.1	-	-	-	-	-	-	-	-	-	-	-	-	-	-	-	-	-
TP07/1.0-1.1	21/06/2022	1 - 1.1	-	-	-	-	-	-	-	-	-	-	-	-	-	-	-	-	-
TP09/0.0-0.1	21/06/2022	0 - 0.1	-	-	-	-	-	-	-	-	-	-	-	-	-	-	-	-	-
TP09/0.5-0.6	21/06/2022	0.5 - 0.6	<0.5	<0.5	<0.5	<0.5	<0.5	<0.5	<0.5	<0.5	<0.5	<0.5	<0.5	<0.5	<0.5	<0.5	<0.5	<0.5	<0.5
TP09/2.0-2.1	21/06/2022	2 - 2.1	-	-	-	-	-	-	-	-	-	-	-	-	-	-	-	-	-

Table 01
Chemical Testing Results
Soil



	Phenols																				Herbicide		
	3&4-Methylphenol (m&p-cresol)	2,4,5-Trichlorophenol	2,4,6-Trichlorophenol	2,4-Dichlorophenol	2,4-Dimethylphenol	2,4-Dinitrophenol	2,6-Dichlorophenol	2-Chlorophenol	2-Methylphenol	2-Nitrophenol	4,6-Dinitro-2-methylphenol	4,6-Dinitro-o-cyclohexyl phenol	4-chloro-3-methylphenol	4-Nitrophenol	Cresol Total	Pentachlorophenol	Tetrachlorophenols	Phenol	Phenols (Total Halogenated)	Phenols (Total Non Halogenated)			
	mg/kg	mg/kg	mg/kg	mg/kg	mg/kg	mg/kg	mg/kg	mg/kg	mg/kg	mg/kg	mg/kg	mg/kg	mg/kg	mg/kg	mg/kg	mg/kg	mg/kg	mg/kg	mg/kg	mg/kg		mg/kg	
EQL	0.4	1	1	0.5	0.5	5	0.5	0.5	0.2	1	5	20	1	5	0.5	1	10	0.5	1	20	20		
EPA Vic IWRG1828.2 Category B upper limit		64,000	320	3,200				4,800							32,000						2,200		
EPA Vic IWRG1828.2 Category C upper limit		16,000	80	800				1,200							8,000						560		
EPA Vic IWRG1828.2 Category D / Industrial Waste upper limit		16,000	80	800				1,200							8,000						560		
EPA Vic IWRG1828.2 Fill material upper limit																				1	60		
NEPM Amendment 2013 EIL (urb res/public open space) - aged																							
NEPM Amendment 2013 EIL (urb res/public open space) - fresh																							
NEPM 2013 Table 1B(6) ESLs for Urban Res, Fine Soil																							
NEPM 2013 Table 1A(1) HILs Res A Soil															400	100		3,000					
NEPM 2013 Table 1A(1) HILs Res B Soil															4,700	130		45,000					
NEPM 2013 Table 1A(1) HILs Rec C Soil															4,000	120		40,000					
NEPM 2013 Table 1A(1) HILs Comm/Ind D Soil															25,000	660		240,000					
Field ID	Date	Depth	<0.4	<1	<1	<0.5	<0.5	<5	<0.5	<0.5	<0.2	<1	<5	<20	<1	<5	<0.5	<1	<10	<0.5	<1	<20	<20
220621-SS01	21/06/2022	0 - 0.1	-	-	-	-	-	-	-	-	-	-	-	-	-	-	-	-	-	-	-	-	-
220621-SS02	21/06/2022	0 - 0.1	-	-	-	-	-	-	-	-	-	-	-	-	-	-	-	-	-	-	-	-	-
220621-SS03	21/06/2022	0 - 0.1	-	-	-	-	-	-	-	-	-	-	-	-	-	-	-	-	-	-	-	-	-
220621-SS04	21/06/2022	0 - 0.1	-	-	-	-	-	-	-	-	-	-	-	-	-	-	-	-	-	-	-	-	-
220621-SS05	21/06/2022	0 - 0.1	-	-	-	-	-	-	-	-	-	-	-	-	-	-	-	-	-	-	-	-	-
220621-SS06	21/06/2022	0 - 0.1	-	-	-	-	-	-	-	-	-	-	-	-	-	-	-	-	-	-	-	-	-
220621-SS07	21/06/2022	0 - 0.1	-	-	-	-	-	-	-	-	-	-	-	-	-	-	-	-	-	-	-	-	-
220621-SS08	21/06/2022	0 - 0.1	-	-	-	-	-	-	-	-	-	-	-	-	-	-	-	-	-	-	-	-	-
220621-SS09	21/06/2022	0 - 0.1	-	-	-	-	-	-	-	-	-	-	-	-	-	-	-	-	-	-	-	-	-
220621-SS10	21/06/2022	0 - 0.1	-	-	-	-	-	-	-	-	-	-	-	-	-	-	-	-	-	-	-	-	-
220621-SS11	21/06/2022	0 - 0.1	-	-	-	-	-	-	-	-	-	-	-	-	-	-	-	-	-	-	-	-	-
220621-SS12	21/06/2022	0 - 0.1	-	-	-	-	-	-	-	-	-	-	-	-	-	-	-	-	-	-	-	-	-
220621-SS13	21/06/2022	0 - 0.1	-	-	-	-	-	-	-	-	-	-	-	-	-	-	-	-	-	-	-	-	-
220621-SS14	21/06/2022	0 - 0.1	-	-	-	-	-	-	-	-	-	-	-	-	-	-	-	-	-	-	-	-	-
220621-SS15	21/06/2022	0 - 0.1	-	-	-	-	-	-	-	-	-	-	-	-	-	-	-	-	-	-	-	-	-
220621-SS16	21/06/2022	0 - 0.1	-	-	-	-	-	-	-	-	-	-	-	-	-	-	-	-	-	-	-	-	-
220621-SS17	21/06/2022	0 - 0.1	-	-	-	-	-	-	-	-	-	-	-	-	-	-	-	-	-	-	-	-	-
220621-SS18	21/06/2022	0 - 0.1	-	-	-	-	-	-	-	-	-	-	-	-	-	-	-	-	-	-	-	-	-
220621-SS19	21/06/2022	0 - 0.1	-	-	-	-	-	-	-	-	-	-	-	-	-	-	-	-	-	-	-	-	-
220621-SS20	21/06/2022	0 - 0.1	-	-	-	-	-	-	-	-	-	-	-	-	-	-	-	-	-	-	-	-	-
220621-SS21	21/06/2022	0 - 0.1	-	-	-	-	-	-	-	-	-	-	-	-	-	-	-	-	-	-	-	-	-
220621-SS22	21/06/2022	0 - 0.1	-	-	-	-	-	-	-	-	-	-	-	-	-	-	-	-	-	-	-	-	-
220621-SS23	21/06/2022	0 - 0.1	-	-	-	-	-	-	-	-	-	-	-	-	-	-	-	-	-	-	-	-	-
220621-SS24	21/06/2022	0 - 0.1	-	-	-	-	-	-	-	-	-	-	-	-	-	-	-	-	-	-	-	-	-
220621-SS25	21/06/2022	0 - 0.1	-	-	-	-	-	-	-	-	-	-	-	-	-	-	-	-	-	-	-	-	-
220621-SS26	21/06/2022	0 - 0.1	-	-	-	-	-	-	-	-	-	-	-	-	-	-	-	-	-	-	-	-	-
220621-SS27	21/06/2022	0 - 0.1	-	-	-	-	-	-	-	-	-	-	-	-	-	-	-	-	-	-	-	-	-
220621-SS28	21/06/2022	0 - 0.1	-	-	-	-	-	-	-	-	-	-	-	-	-	-	-	-	-	-	-	-	-
220621-SS29	21/06/2022	0 - 0.1	-	-	-	-	-	-	-	-	-	-	-	-	-	-	-	-	-	-	-	-	-

Table 01
Chemical Testing Results
Soil



			Phenols																	Herbicide	
	3&4-Methylphenol (m&p-cresol)	2,4,5-Trichlorophenol	2,4,6-Trichlorophenol	2,4-Dichlorophenol	2,4-Dimethylphenol	2,4-Dinitrophenol	2,6-Dichlorophenol	2-Chlorophenol	2-Methylphenol	2-Nitrophenol	4,6-Dinitro-2-methylphenol	4,6-Dinitro-o-cyclohexyl phenol	4-chloro-3-methylphenol	4-Nitrophenol	Cresol Total	Pentachlorophenol	Tetrachlorophenols	Phenol	Phenols (Total Halogenated)	Phenols (Total Non Halogenated)	Dinoseb
	mg/kg	mg/kg	mg/kg	mg/kg	mg/kg	mg/kg	mg/kg	mg/kg	mg/kg	mg/kg	mg/kg	mg/kg	mg/kg	mg/kg	mg/kg	mg/kg	mg/kg	mg/kg	mg/kg	mg/kg	mg/kg
EQL	0.4	1	1	0.5	0.5	5	0.5	0.5	0.2	1	5	20	1	5	0.5	1	10	0.5	1	20	20
EPA Vic IWRG1828.2 Category B upper limit		64,000	320	3,200				4,800							32,000					2,200	
EPA Vic IWRG1828.2 Category C upper limit		16,000	80	800				1,200							8,000					560	
EPA Vic IWRG1828.2 Category D / Industrial Waste upper limit		16,000	80	800				1,200							8,000					560	
EPA Vic IWRG1828.2 Fill material upper limit																			1	60	
NEPM Amendment 2013 EIL (urb res/public open space) - aged																					
NEPM Amendment 2013 EIL (urb res/public open space) - fresh																					
NEPM 2013 Table 1B(6) ESLs for Urban Res, Fine Soil																					
NEPM 2013 Table 1A(1) HILs Res A Soil															400	100		3,000			
NEPM 2013 Table 1A(1) HILs Res B Soil															4,700	130		45,000			
NEPM 2013 Table 1A(1) HILs Rec C Soil															4,000	120		40,000			
NEPM 2013 Table 1A(1) HILs Comm/Ind D Soil															25,000	660		240,000			
Field ID	Date	Depth																			
BH01/0.0-0.1 (re-tested)	21/06/2022	0 - 0.1	-	-	-	-	-	-	-	-	-	-	-	-	-	-	-	-	-	-	-
BH01/0.5-0.6	21/06/2022	0.5 - 0.6	-	-	-	-	-	-	-	-	-	-	-	-	-	-	-	-	-	-	-
BH02/0.0-0.1	21/06/2022	0 - 0.1	-	-	-	-	-	-	-	-	-	-	-	-	-	-	-	-	-	-	-
BH03/0.0-0.1	21/06/2022	0 - 0.1	-	-	-	-	-	-	-	-	-	-	-	-	-	-	-	-	-	-	-
BH04/0.0-0.1	21/06/2022	0 - 0.1	-	-	-	-	-	-	-	-	-	-	-	-	-	-	-	-	-	-	-
BH05/0.0-0.1	21/06/2022	0 - 0.1	<0.4	<1	<1	<0.5	<0.5	<5	<0.5	<0.5	<0.5	<0.2	<1	<5	<0.5	<1	<10	<0.5	<1	<20	<20
BH05/0.2-0.3	21/06/2022	0.2 - 0.3	-	-	-	-	-	-	-	-	-	-	-	-	-	-	-	-	-	-	-
BH05/0.5-0.6	21/06/2022	0.5 - 0.6	-	-	-	-	-	-	-	-	-	-	-	-	-	-	-	-	-	-	-
BH06/0.0-0.1	21/06/2022	0 - 1	<0.4	<1	<1	<0.5	<0.5	<5	<0.5	<0.5	<0.5	<0.2	<1	<5	<0.5	<1	<10	<0.5	<1	<20	<20
TP01/0.7-0.8	21/06/2022	0.7 - 0.8	-	-	-	-	-	-	-	-	-	-	-	-	-	-	-	-	-	-	-
TP01/2.0-2.1	21/06/2022	2 - 2.1	<0.4	<1	<1	<0.5	<0.5	<5	<0.5	<0.5	<0.5	<0.2	<1	<5	<0.5	<1	<10	<0.5	<1	<20	<20
TP01/3.0-3.1	21/06/2022	3 - 3.1	-	-	-	-	-	-	-	-	-	-	-	-	-	-	-	-	-	-	-
TP02/0.0-0.1	21/06/2022	0 - 0.1	-	-	-	-	-	-	-	-	-	-	-	-	-	-	-	-	-	-	-
TP02/0.9-1.0	21/06/2022	0.9 - 1	-	-	-	-	-	-	-	-	-	-	-	-	-	-	-	-	-	-	-
TP03/0.0-0.1	21/06/2022	0 - 0.1	-	-	-	-	-	-	-	-	-	-	-	-	-	-	-	-	-	-	-
TP03/1.0-1.1	21/06/2022	1 - 1.1	-	-	-	-	-	-	-	-	-	-	-	-	-	-	-	-	-	-	-
TP03/2.0-2.1	21/06/2022	2 - 2.1	-	-	-	-	-	-	-	-	-	-	-	-	-	-	-	-	-	-	-
TP03/3.0-3.1	21/06/2022	3 - 3.1	-	-	-	-	-	-	-	-	-	-	-	-	-	-	-	-	-	-	-
TP04/0.0-0.1	21/06/2022	0 - 0.1	-	-	-	-	-	-	-	-	-	-	-	-	-	-	-	-	-	-	-
TP04/1.0-1.1	21/06/2022	1 - 1.1	-	-	-	-	-	-	-	-	-	-	-	-	-	-	-	-	-	-	-
TP04/2.2-2.3	21/06/2022	2.2 - 2.3	-	-	-	-	-	-	-	-	-	-	-	-	-	-	-	-	-	-	-
TP05/0.0-0.1	21/06/2022	0 - 0.1	-	-	-	-	-	-	-	-	-	-	-	-	-	-	-	-	-	-	-
TP05/0.5-0.6	21/06/2022	0.5 - 0.6	-	-	-	-	-	-	-	-	-	-	-	-	-	-	-	-	-	-	-
TP06/0.0-0.1	21/06/2022	0 - 0.1	-	-	-	-	-	-	-	-	-	-	-	-	-	-	-	-	-	-	-
TP06/1.0-1.1	21/06/2022	1 - 1.1	-	-	-	-	-	-	-	-	-	-	-	-	-	-	-	-	-	-	-
TP06/2.0-2.1	21/06/2022	2 - 2.1	-	-	-	-	-	-	-	-	-	-	-	-	-	-	-	-	-	-	-
TP07/0.0-0.1	21/06/2022	0 - 0.1	-	-	-	-	-	-	-	-	-	-	-	-	-	-	-	-	-	-	-
TP07/1.0-1.1	21/06/2022	1 - 1.1	-	-	-	-	-	-	-	-	-	-	-	-	-	-	-	-	-	-	-
TP09/0.0-0.1	21/06/2022	0 - 0.1	-	-	-	-	-	-	-	-	-	-	-	-	-	-	-	-	-	-	-
TP09/0.5-0.6	21/06/2022	0.5 - 0.6	<0.4	<1	<1	<0.5	<0.5	<5	<0.5	<0.5	<0.5	<0.2	<1	<5	<0.5	<1	<10	<0.5	<1	<20	<20
TP09/2.0-2.1	21/06/2022	2 - 2.1	-	-	-	-	-	-	-	-	-	-	-	-	-	-	-	-	-	-	-

Prepared by: [Redacted]

Checked by: [Redacted]

13/07/2022

Table 01
Chemical Testing Results
Soil



	PCBs								Inorganics							
	Arochlor 1016	Arochlor 1221	Arochlor 1232	Arochlor 1242	Arochlor 1248	Arochlor 1254	Arochlor 1260	PCBs (Sum of total)	Conductivity (1:5 aqueous extract)	CEC	Cyanide Total	Fluoride		Moisture Content (dried @ 103°C)	pH (aqueous extract)	
	mg/kg	mg/kg	mg/kg	mg/kg	mg/kg	mg/kg	mg/kg	mg/kg	µS/cm	meq/100g	mg/kg	mg/kg	mg/L	%	-	
EQL	0.1	0.1	0.1	0.1	0.1	0.1	0.1	0.1	10	0.05	5	100	0.2	1	0.1	
EPA Vic IWRG1828.2 Category B upper limit								6			10,000	40,000	600			
EPA Vic IWRG1828.2 Category C upper limit								50			2,500	10,000	150			
EPA Vic IWRG1828.2 Category D / Industrial Waste upper limit								2			2,500	10,000	75			
EPA Vic IWRG1828.2 Fill material upper limit								2			50	450				
NEPM Amendment 2013 EIL (urb res/public open space) - aged																
NEPM Amendment 2013 EIL (urb res/public open space) - fresh																
NEPM 2013 Table 1B(6) ESLs for Urban Res, Fine Soil																
NEPM 2013 Table 1A(1) HILs Res A Soil								1								
NEPM 2013 Table 1A(1) HILs Res B Soil								1								
NEPM 2013 Table 1A(1) HILs Rec C Soil								1								
NEPM 2013 Table 1A(1) HILs Comm/Ind D Soil								7								
Field ID	Date	Depth														
220621-SS01	21/06/2022	0 - 0.1	<0.1	<0.1	<0.1	<0.1	<0.1	<0.1	<0.1	<0.1	-	<5	470	<0.2	20	6.0
220621-SS02	21/06/2022	0 - 0.1	-	-	-	-	-	-	-	-	-	-	-	-	31	-
220621-SS03	21/06/2022	0 - 0.1	-	-	-	-	-	-	-	-	-	-	<100	-	26	-
220621-SS04	21/06/2022	0 - 0.1	-	-	-	-	-	-	-	-	-	-	-	-	22	-
220621-SS05	21/06/2022	0 - 0.1	-	-	-	-	-	-	-	-	-	<100	-	-	18	-
220621-SS06	21/06/2022	0 - 0.1	-	-	-	-	-	-	-	-	-	-	-	-	16	-
220621-SS07	21/06/2022	0 - 0.1	-	-	-	-	-	-	-	-	-	<100	-	-	26	-
220621-SS08	21/06/2022	0 - 0.1	-	-	-	-	-	-	-	-	-	-	-	-	22	-
220621-SS09	21/06/2022	0 - 0.1	-	-	-	-	-	-	-	-	-	<100	-	-	24	-
220621-SS10	21/06/2022	0 - 0.1	-	-	-	-	-	-	-	-	-	-	-	-	21	-
220621-SS11	21/06/2022	0 - 0.1	-	-	-	-	-	-	-	-	-	<100	-	-	24	-
220621-SS12	21/06/2022	0 - 0.1	-	-	-	-	-	-	-	-	-	-	-	-	33	-
220621-SS13	21/06/2022	0 - 0.1	-	-	-	-	-	-	86	40	-	<100	-	-	37	-
220621-SS14	21/06/2022	0 - 0.1	-	-	-	-	-	-	-	-	-	-	-	-	22	-
220621-SS15	21/06/2022	0 - 0.1	-	-	-	-	-	-	-	-	-	<100	-	-	29	-
220621-SS16	21/06/2022	0 - 0.1	-	-	-	-	-	-	-	-	-	-	-	-	27	-
220621-SS17	21/06/2022	0 - 0.1	-	-	-	-	-	-	-	-	-	<100	-	-	22	-
220621-SS18	21/06/2022	0 - 0.1	-	-	-	-	-	-	-	-	-	-	-	-	20	-
220621-SS19	21/06/2022	0 - 0.1	-	-	-	-	-	-	-	-	-	-	-	-	27	-
220621-SS20	21/06/2022	0 - 0.1	-	-	-	-	-	-	-	-	-	<100	-	-	23	-
220621-SS21	21/06/2022	0 - 0.1	-	-	-	-	-	-	-	-	-	-	-	-	16	-
220621-SS22	21/06/2022	0 - 0.1	-	-	-	-	-	-	-	-	-	-	-	-	14	-
220621-SS23	21/06/2022	0 - 0.1	-	-	-	-	-	-	-	-	-	-	-	-	28	-
220621-SS24	21/06/2022	0 - 0.1	-	-	-	-	-	-	-	-	-	-	-	-	12	-
220621-SS25	21/06/2022	0 - 0.1	-	-	-	-	-	-	-	-	-	-	-	-	22	-
220621-SS26	21/06/2022	0 - 0.1	-	-	-	-	-	-	-	-	-	-	-	-	20	-
220621-SS27	21/06/2022	0 - 0.1	-	-	-	-	-	-	-	-	-	-	-	-	17	-
220621-SS28	21/06/2022	0 - 0.1	-	-	-	-	-	-	-	-	-	-	-	-	18	-
220621-SS29	21/06/2022	0 - 0.1	-	-	-	-	-	-	-	-	-	-	-	-	26	-

Table 01
Chemical Testing Results
Soil



	PCBs								Inorganics						
	Arochlor 1016	Arochlor 1221	Arochlor 1232	Arochlor 1242	Arochlor 1248	Arochlor 1254	Arochlor 1260	PCBs (Sum of total)	Conductivity (1:5 aqueous extract)	CFC	Cyanide Total	Fluoride	Moisture Content (dried @ 103°C)	pH (aqueous extract)	
	mg/kg	mg/kg	mg/kg	mg/kg	mg/kg	mg/kg	mg/kg	mg/kg	µS/cm	meq/100g	mg/kg	mg/kg	mg/L	%	-
EQL	0.1	0.1	0.1	0.1	0.1	0.1	0.1	0.1	10	0.05	5	100	0.2	1	0.1
EPA Vic IWRG1828.2 Category B upper limit								6			10,000	40,000	600		
EPA Vic IWRG1828.2 Category C upper limit								50			2,500	10,000	150		
EPA Vic IWRG1828.2 Category D / Industrial Waste upper limit								2			2,500	10,000	75		
EPA Vic IWRG1828.2 Fill material upper limit								2			50	450			
NEPM Amendment 2013 EIL (urb res/public open space) - aged															
NEPM Amendment 2013 EIL (urb res/public open space) - fresh															
NEPM 2013 Table 1B(6) ESLs for Urban Res, Fine Soil															
NEPM 2013 Table 1A(1) HILs Res A Soil								1							
NEPM 2013 Table 1A(1) HILs Res B Soil								1							
NEPM 2013 Table 1A(1) HILs Rec C Soil								1							
NEPM 2013 Table 1A(1) HILs Comm/Ind D Soil								7							
Field ID	Date	Depth													
BH01/0.0-0.1 (re-tested)	21/06/2022	0 - 0.1	-	-	-	-	-	-	-	-	-	-	-	8.7	-
BH01/0.5-0.6	21/06/2022	0.5 - 0.6	-	-	-	-	-	-	-	-	-	-	-	9.9	-
BH02/0.0-0.1	21/06/2022	0 - 0.1	-	-	-	-	-	-	-	-	-	-	-	34	-
BH03/0.0-0.1	21/06/2022	0 - 0.1	-	-	-	-	-	-	-	-	-	-	-	11	-
BH04/0.0-0.1	21/06/2022	0 - 0.1	-	-	-	-	-	-	-	-	-	-	-	22	-
BH05/0.0-0.1	21/06/2022	0 - 0.1	<0.1	<0.1	<0.1	<0.1	<0.1	<0.1	27	20	<5	<100	-	38	6.9
BH05/0.2-0.3	21/06/2022	0.2 - 0.3	-	-	-	-	-	-	-	-	-	-	-	9.5	-
BH05/0.5-0.6	21/06/2022	0.5 - 0.6	-	-	-	-	-	-	-	-	-	-	-	26	-
BH06/0.0-0.1	21/06/2022	0 - 1	<0.1	<0.1	<0.1	<0.1	<0.1	<0.1	-	-	<5	<100	-	22	6.4
TP01/0.7-0.8	21/06/2022	0.7 - 0.8	-	-	-	-	-	-	-	-	-	-	-	14	-
TP01/2.0-2.1	21/06/2022	2 - 2.1	<0.1	<0.1	<0.1	<0.1	<0.1	<0.1	-	-	<5	<100	-	18	7.5
TP01/3.0-3.1	21/06/2022	3 - 3.1	-	-	-	-	-	-	-	-	-	-	-	23	-
TP02/0.0-0.1	21/06/2022	0 - 0.1	-	-	-	-	-	-	-	-	-	-	-	14	-
TP02/0.9-1.0	21/06/2022	0.9 - 1	-	-	-	-	-	-	-	-	-	-	-	9.3	-
TP03/0.0-0.1	21/06/2022	0 - 0.1	-	-	-	-	-	-	-	-	-	-	-	16	-
TP03/1.0-1.1	21/06/2022	1 - 1.1	-	-	-	-	-	-	-	-	-	-	-	16	-
TP03/2.0-2.1	21/06/2022	2 - 2.1	-	-	-	-	-	-	-	-	-	-	-	13	-
TP03/3.0-3.1	21/06/2022	3 - 3.1	-	-	-	-	-	-	-	-	-	-	-	13	-
TP04/0.0-0.1	21/06/2022	0 - 0.1	-	-	-	-	-	-	-	-	-	-	-	16	-
TP04/1.0-1.1	21/06/2022	1 - 1.1	-	-	-	-	-	-	-	-	-	-	-	13	-
TP04/2.2-2.3	21/06/2022	2.2 - 2.3	-	-	-	-	-	-	-	-	-	-	-	19	-
TP05/0.0-0.1	21/06/2022	0 - 0.1	-	-	-	-	-	-	-	-	-	-	-	14	-
TP05/0.5-0.6	21/06/2022	0.5 - 0.6	-	-	-	-	-	-	-	-	-	-	-	11	-
TP06/0.0-0.1	21/06/2022	0 - 0.1	-	-	-	-	-	-	-	-	-	-	-	17	-
TP06/1.0-1.1	21/06/2022	1 - 1.1	-	-	-	-	-	-	-	-	-	-	-	13	-
TP06/2.0-2.1	21/06/2022	2 - 2.1	-	-	-	-	-	-	-	-	-	-	-	21	-
TP07/0.0-0.1	21/06/2022	0 - 0.1	-	-	-	-	-	-	-	-	-	-	-	11	-
TP07/1.0-1.1	21/06/2022	1 - 1.1	-	-	-	-	-	-	-	-	-	-	-	8.8	-
TP09/0.0-0.1	21/06/2022	0 - 0.1	-	-	-	-	-	-	-	-	-	-	-	15	-
TP09/0.5-0.6	21/06/2022	0.5 - 0.6	<0.1	<0.1	<0.1	<0.1	<0.1	<0.1	-	-	<5	<100	-	8.7	8.9
TP09/2.0-2.1	21/06/2022	2 - 2.1	-	-	-	-	-	-	-	-	-	-	-	13	-

Table 02
Chemical Testing Results
Soil QA/QC

Lab Report Number	899770	899770		899770	22-51753		899770	899770		899770	22-51753		899770	899770		899770	22-51753	
Field ID	220621-SS01	220621-D01		220621-SS01	220621-SS01A		BH04/0.0-0.1	220621-D03		BH04/0.0-0.1	BH04/0.0-0.1A		TP04/0.0-0.1	220621-D02		TP04/0.0-0.1	TP04/0.0-0.1A	
Matrix Type	Soil	Soil	RPD	Soil	Soil	RPD	Soil	Soil	RPD	Soil	Soil	RPD	Soil	Soil	RPD	Soil	Soil	RPD
Date	21/06/2022	21/06/2022		21/06/2022	21/06/2022		21/06/2022	21/06/2022		21/06/2022	21/06/2022		21/06/2022	21/06/2022		21/06/2022	21/06/2022	
EQL																		

		mg/kg	5	-	-	-	-	3,000	-	-	-	-	-	3,800	-	-	-	-	-	13,000	-
Metals	Aluminium	mg/kg	5	<10	<10	0	<10	<5	0	<10	<10	0	<10	<5	0	<10	<10	0	<10	<5	0
	Antimony	mg/kg	2	<2	<2	0	<2	<5	0	2.5	3.5	33	2.5	<5	0	8.9	4.2	72	8.9	<5	56
	Arsenic	mg/kg	5	18	34	62	18	32	56	45	82	58	45	95	71	69	51	30	69	63	9
	Barium	mg/kg	2	<2	<2	0	<2	<5	0	<2	<2	0	<2	<5	0	<2	<2	0	<2	<5	0
	Beryllium	mg/kg	10	<10	<10	0	<10	<10	0	13	<10	26	13	<10	26	<10	<10	0	<10	<10	0
	Boron	mg/kg	0.2	<0.4	<0.4	0	<0.4	<0.2	0	<0.4	<0.4	0	<0.4	0.3	0	<0.4	<0.4	0	<0.4	<0.2	0
	Cadmium	mg/kg	5	<5	5.2	4	<5	<5	0	6.6	9.6	37	6.6	8	19	30	21	35	30	26	14
	Chromium (III+VI)	mg/kg	5	<5	<5	0	<5	<5	0	<5	<5	0	<5	<5	0	9.3	6.3	38	9.3	8	15
	Cobalt	mg/kg	5	<5	<5	0	<5	<5	0	12	18	40	12	17	34	11	5.6	65	11	8	32
	Copper	mg/kg	10	3,400	5,500	47	3,400	4,600	30	6,300	8,900	34	6,300	9,400	39	43,000	26,000	49	43,000	26,000	49
	Iron	mg/kg	5	<5	5.6	11	<5	<5	0	88	140	46	88	150	52	23	13	56	23	12	63
	Lead	mg/kg	5	31	66	72	31	42	30	110	190	53	110	210	62	120	68	55	120	100	18
	Manganese	mg/kg	0.05	<0.1	<0.1	0	<0.1	<0.05	0	<0.1	<0.1	0	<0.1	0.06	0	<0.1	<0.1	0	<0.1	<0.05	0
	Mercury	mg/kg	5	<5	<5	0	<5	<5	0	<5	<5	0	<5	<5	0	<5	<5	0	<5	<5	0
	Molybdenum	mg/kg	5	<5	<5	0	<5	<5	0	<5	5.8	15	<5	7	33	15	8.3	58	15	17	12
	Nickel	mg/kg	2	<2	<2	0	<2	<3	0	<2	<2	0	<2	<3	0	<2	<2	0	<2	<3	0
	Selenium	mg/kg	2	<2	<2	0	<2	<5	0	<2	<2	0	<2	<5	0	<2	<2	0	<2	<5	0
	Silver	mg/kg	5	<10	<10	0	<10	<5	0	<10	<10	0	<10	6	0	<10	<10	0	<10	<5	0
	Tin	mg/kg	5	<10	15	40	<10	13	26	<10	14	33	<10	13	26	84	56	40	84	50	51
Vanadium	mg/kg	5	<5	5.2	4	<5	<5	0	330	360	9	330	320	3	32	18	56	32	32	0	
Zinc	mg/kg	0.1	<0.5	<0.5	0	<0.5	<0.1	0	<0.5	<0.5	0	<0.5	<0.1	0	<0.5	<0.5	0	<0.5	<0.1	0	
PAH	Acenaphthene	mg/kg	0.1	<0.5	<0.5	0	<0.5	<0.1	0	<0.5	<0.5	0	<0.5	<0.1	0	<0.5	<0.5	0	<0.5	<0.1	0
	Acenaphthylene	mg/kg	0.1	<0.5	<0.5	0	<0.5	<0.1	0	<0.5	<0.5	0	<0.5	<0.1	0	<0.5	<0.5	0	<0.5	<0.1	0
	Anthracene	mg/kg	0.1	<0.5	<0.5	0	<0.5	<0.1	0	<0.5	<0.5	0	<0.5	<0.1	0	<0.5	<0.5	0	<0.5	<0.1	0
	Benz(a)anthracene	mg/kg	0.1	<0.5	<0.5	0	<0.5	<0.1	0	<0.5	<0.5	0	<0.5	<0.1	0	<0.5	<0.5	0	<0.5	<0.1	0
	Benzo(a) pyrene	mg/kg	0.1	<0.5	<0.5	0	<0.5	<0.1	0	<0.5	<0.5	0	<0.5	<0.1	0	<0.5	<0.5	0	<0.5	<0.1	0
	Benzo(b+j)fluoranthene	mg/kg	0.5	<0.5	<0.5	0	<0.5	-	-	<0.5	<0.5	0	<0.5	-	-	<0.5	<0.5	0	<0.5	-	-
	Benzo(g,h,i)perylene	mg/kg	0.1	<0.5	<0.5	0	<0.5	<0.1	0	<0.5	<0.5	0	<0.5	<0.1	0	<0.5	<0.5	0	<0.5	<0.1	0
	Benzo(k)fluoranthene	mg/kg	0.1	<0.5	<0.5	0	<0.5	<0.1	0	<0.5	<0.5	0	<0.5	<0.1	0	<0.5	<0.5	0	<0.5	<0.1	0
	Chrysene	mg/kg	0.1	<0.5	<0.5	0	<0.5	<0.1	0	<0.5	<0.5	0	<0.5	<0.1	0	<0.5	<0.5	0	<0.5	<0.1	0
	Dibenz(a,h)anthracene	mg/kg	0.1	<0.5	<0.5	0	<0.5	<0.1	0	<0.5	<0.5	0	<0.5	<0.1	0	<0.5	<0.5	0	<0.5	<0.1	0
	Fluoranthene	mg/kg	0.1	<0.5	<0.5	0	<0.5	<0.1	0	<0.5	<0.5	0	<0.5	<0.1	0	<0.5	<0.5	0	<0.5	<0.1	0
	Fluorene	mg/kg	0.1	<0.5	<0.5	0	<0.5	<0.1	0	<0.5	<0.5	0	<0.5	<0.1	0	<0.5	<0.5	0	<0.5	<0.1	0
	Indeno(1,2,3-	mg/kg	0.1	<0.5	<0.5	0	<0.5	<0.1	0	<0.5	<0.5	0	<0.5	<0.1	0	<0.5	<0.5	0	<0.5	<0.1	0
	Naphthalene	mg/kg	0.1	<0.5	<0.5	0	<0.5	<0.1	0	<0.5	<0.5	0	<0.5	<0.1	0	<0.5	<0.5	0	<0.5	<0.1	0
	Phenanthrene	mg/kg	0.1	<0.5	<0.5	0	<0.5	<0.1	0	<0.5	<0.5	0	<0.5	<0.1	0	<0.5	<0.5	0	<0.5	<0.1	0
	Pyrene	mg/kg	0.1	<0.5	<0.5	0	<0.5	<0.1	0	<0.5	<0.5	0	<0.5	<0.1	0	<0.5	<0.5	0	<0.5	<0.1	0
	B(a)P TEQ calc (Half)	mg/kg	0.1	0.6	0.6	0	0.6	<0.1	143	0.6	0.6	0	0.6	<0.1	143	0.6	0.6	0	0.6	<0.1	143
	B(a)P TEQ (LOR)	mg/kg	0.2	1.2	1.2	0	1.2	0.2	143	1.2	1.2	0	1.2	0.2	143	1.2	1.2	0	1.2	0.2	143
	B(a)P TEQ calc (Zero)	mg/kg	0.1	<0.5	<0.5	0	<0.5	<0.1	0	<0.5	<0.5	0	<0.5	<0.1	0	<0.5	<0.5	0	<0.5	<0.1	0
PAHs (Sum of total)	mg/kg	0.1	<0.5	<0.5	0	<0.5	<0.1	0	<0.5	<0.5	0	<0.5	<0.1	0	<0.5	<0.5	0	<0.5	<0.1	0	

Table 02
Chemical Testing Results
Soil QA/QC

Lab Report Number	899770	899770		899770	22-51753		899770	899770		899770	22-51753		899770	899770		899770	22-51753	
Field ID	220621-SS01	220621-D01		220621-SS01	220621-SS01A		BH04/0.0-0.1	220621-D03		BH04/0.0-0.1	BH04/0.0-0.1A		TP04/0.0-0.1	220621-D02		TP04/0.0-0.1	TP04/0.0-0.1A	
Matrix Type	Soil	Soil	RPD	Soil	Soil	RPD	Soil	Soil	RPD	Soil	Soil	RPD	Soil	Soil	RPD	Soil	Soil	RPD
Date	21/06/2022	21/06/2022		21/06/2022	21/06/2022		21/06/2022	21/06/2022		21/06/2022	21/06/2022		21/06/2022	21/06/2022		21/06/2022	21/06/2022	

		EQL																		
OCP	4,4-DDE	mg/kg	0.05	<0.05	-	-	<0.05	<0.05	0	-	-	-	-	-	-	-	-	-	-	
	a-BHC	mg/kg	0.05	<0.05	-	-	<0.05	<0.05	0	-	-	-	-	-	-	-	-	-	-	
	Aldrin	mg/kg	0.05	<0.05	-	-	<0.05	<0.05	0	-	-	-	-	-	-	-	-	-	-	
	Aldrin + Dieldrin	mg/kg	0.05	<0.05	-	-	<0.05	<0.05	0	-	-	-	-	-	-	-	-	-	-	
	b-BHC	mg/kg	0.05	<0.05	-	-	<0.05	<0.05	0	-	-	-	-	-	-	-	-	-	-	
	Chlordane	mg/kg	0.05	<0.1	-	-	<0.1	<0.05	0	-	-	-	-	-	-	-	-	-	-	
	d-BHC	mg/kg	0.05	<0.05	-	-	<0.05	<0.05	0	-	-	-	-	-	-	-	-	-	-	
	DDD	mg/kg	0.05	<0.05	-	-	<0.05	<0.05	0	-	-	-	-	-	-	-	-	-	-	
	DDT	mg/kg	0.05	<0.05	-	-	<0.05	<0.05	0	-	-	-	-	-	-	-	-	-	-	
	DDT+DDE+DDD	mg/kg	0.05	<0.05	-	-	<0.05	<0.05	0	-	-	-	-	-	-	-	-	-	-	
	Dieldrin	mg/kg	0.05	<0.05	-	-	<0.05	<0.05	0	-	-	-	-	-	-	-	-	-	-	
	Endosulfan I	mg/kg	0.05	<0.05	-	-	<0.05	<0.05	0	-	-	-	-	-	-	-	-	-	-	
	Endosulfan II	mg/kg	0.05	<0.05	-	-	<0.05	<0.05	0	-	-	-	-	-	-	-	-	-	-	
	Endosulfan sulphate	mg/kg	0.05	<0.05	-	-	<0.05	<0.05	0	-	-	-	-	-	-	-	-	-	-	
	Endrin	mg/kg	0.05	<0.05	-	-	<0.05	<0.05	0	-	-	-	-	-	-	-	-	-	-	
	Endrin aldehyde	mg/kg	0.05	<0.05	-	-	<0.05	<0.05	0	-	-	-	-	-	-	-	-	-	-	
Endrin ketone	mg/kg	0.05	<0.05	-	-	<0.05	<0.05	0	-	-	-	-	-	-	-	-	-	-		
g-BHC (Lindane)	mg/kg	0.05	<0.05	-	-	<0.05	<0.05	0	-	-	-	-	-	-	-	-	-	-		
Heptachlor	mg/kg	0.05	<0.05	-	-	<0.05	<0.05	0	-	-	-	-	-	-	-	-	-	-		
Heptachlor epoxide	mg/kg	0.05	<0.05	-	-	<0.05	<0.05	0	-	-	-	-	-	-	-	-	-	-		
Methoxychlor	mg/kg	0.05	<0.05	-	-	<0.05	<0.05	0	-	-	-	-	-	-	-	-	-	-		
TPH	C6-C9	mg/kg	20	<20	<20	0	<20	<20	0	<20	<20	0	<20	<20	0	-	-	-	-	
	C10-C14	mg/kg	20	<20	<20	0	<20	<20	0	<20	<20	0	<20	<20	0	-	-	-	-	
	C15-C28	mg/kg	50	<50	<50	0	<50	<50	0	<50	<50	0	<50	<50	0	-	-	-	-	
	C29-C36	mg/kg	50	<50	<50	0	<50	<50	0	<50	<50	0	<50	<50	0	-	-	-	-	
	C10-C36 (Sum of total)	mg/kg	50	<50	<50	0	<50	<50	0	<50	<50	0	<50	<50	0	-	-	-	-	
TRH	C10-C16 (F2)	mg/kg	20	<50	<50	0	<50	<20	0	<50	<50	0	<50	<20	0	-	-	-	-	
	C10-C16 (F2 minus Naphthalene)	mg/kg	20	<50	<50	0	<50	<20	0	<50	<50	0	<50	<20	0	-	-	-	-	
	C16-C34 (F3)	mg/kg	50	<100	<100	0	<100	<50	0	<100	<100	0	<100	<50	0	-	-	-	-	
	C34-C40 (F4)	mg/kg	50	<100	<100	0	<100	<50	0	<100	<100	0	<100	<50	0	-	-	-	-	
	C6-C10 (F1 minus BTEX)	mg/kg	20	<20	<20	0	<20	<20	0	<20	<20	0	<20	<20	0	-	-	-	-	
	C10-C40 (Sum of total)	mg/kg	50	<100	<100	0	<100	<50	0	<100	<100	0	<100	<50	0	-	-	-	-	
	C6-C10 (F1)	mg/kg	20	<20	<20	0	<20	<20	0	<20	<20	0	<20	<20	0	-	-	-	-	
BTEX	Naphthalene (BTEX)	mg/kg	0.5	<0.5	<0.5	0	<0.5	-	-	<0.5	<0.5	0	<0.5	-	-	-	-	-		
Halogenated Benzenes	Hexachlorobenzene	mg/kg	0.05	<0.05	-	-	<0.05	<0.05	0	-	-	-	-	-	-	-	-	-		

*RPDs have only been considered where a concentration is greater than 1 times the EQL.

**Elevated RPDs are highlighted as per QAQC Profile settings (Acceptable RPDs for each EQL multiplier range are: 50 (1 - 10 x EQL); 50 (10 - 30 x EQL); 50 (> 30 x EQL))

***Interlab Duplicates are matched on a per compound basis as methods vary between laboratories. Any methods in the row header relate to those used in the primary laboratory

Table 02
Chemical Testing Results
Soil QA/QC

Job Ref: 2101947
Address: 5495 Princes Hwy, Traralgon
Client: Stable Property Services

Job Ref: 2101947
Address: 5495 Princes Hwy, Traralgon
Client: Stable Property Services

Lab Report Number	899770	22-51753	22-51753	22-51753
Field ID	BH01/0.0-0.1	BH01/0.0-0.1A (1)	BH01/0.0-0.1A (2)	BH01/0.0-0.1A (3)
Matrix Type	Soil	Soil	Soil	Soil
Date	21/06/2022	21/06/2022	21/06/2022	21/06/2022

EQL

		mg/kg	5	-	-	-	-
Metals	Aluminium	mg/kg	5	-	-	-	-
	Antimony	mg/kg	5	-	-	-	-
	Arsenic	mg/kg	2	-	-	-	-
	Barium	mg/kg	5	-	-	-	-
	Beryllium	mg/kg	2	-	-	-	-
	Boron	mg/kg	10	-	-	-	-
	Cadmium	mg/kg	0.2	-	-	-	-
	Chromium (III+VI)	mg/kg	5	-	-	-	-
	Cobalt	mg/kg	5	-	-	-	-
	Copper	mg/kg	5	-	-	-	-
	Iron	mg/kg	10	-	-	-	-
	Lead	mg/kg	5	2,300	620	710	520
	Manganese	mg/kg	5	-	-	-	-
	Mercury	mg/kg	0.05	-	-	-	-
	Molybdenum	mg/kg	5	-	-	-	-
	Nickel	mg/kg	5	-	-	-	-
	Selenium	mg/kg	2	-	-	-	-
	Silver	mg/kg	2	-	-	-	-
	Tin	mg/kg	5	-	-	-	-
Vanadium	mg/kg	5	-	-	-	-	
Zinc	mg/kg	5	-	-	-	-	

*RPDs have only been considered where a concentration is greater than 1 times the EQL.

**Elevated RPDs are highlighted as per QAQC Profile settings (Acceptable RPDs for each EQL multiplier range are:

50 (1 - 10 x EQL); 50 (10 - 30 x EQL); 50 (> 30 x EQL))

***Interlab Duplicates are matched on a per compound basis as methods vary between laboratories.

Any methods in the row header relate to those used in the primary laboratory.

Chemical Testing Results

Table 03
Soil QA/QC
Rinsate



Lab Report Number	899770
Sample ID	220621-S-RB01
Date	21/06/2022

		Unit	EQL	
Metals	Antimony	mg/L	0.005	<0.005
	Arsenic	mg/L	0.001	<0.001
	Barium	mg/L	0.02	<0.02
	Beryllium	mg/L	0.001	<0.001
	Boron	mg/L	0.05	<0.05
	Cadmium	mg/L	0.0002	<0.0002
	Chromium (III+VI)	mg/L	0.001	<0.001
	Cobalt	mg/L	0.001	<0.001
	Copper	mg/L	0.001	<0.001
	Lead	mg/L	0.001	<0.001
	Manganese	mg/L	0.005	<0.005
	Mercury	mg/L	0.0001	<0.0001
	Molybdenum	mg/L	0.005	<0.005
	Nickel	mg/L	0.001	<0.001
	Selenium	mg/L	0.001	<0.001
	Silver	mg/L	0.005	<0.005
	Tin	mg/L	0.005	<0.005
	Vanadium	mg/L	0.005	<0.005
Zinc	mg/L	0.005	<0.005	
PAH	Acenaphthene	mg/L	0.001	<0.001
	Acenaphthylene	mg/L	0.001	<0.001
	Anthracene	mg/L	0.001	<0.001
	Benz(a)anthracene	mg/L	0.001	<0.001
	Benzo(a) pyrene	mg/L	0.001	<0.001
	Benzo(b+j)fluoranthene	mg/L	0.001	<0.001
	Benzo(g,h,i)perylene	mg/L	0.001	<0.001
	Benzo(k)fluoranthene	mg/L	0.001	<0.001
	Chrysene	mg/L	0.001	<0.001
	Dibenz(a,h)anthracene	mg/L	0.001	<0.001
	Fluoranthene	mg/L	0.001	<0.001
	Fluorene	mg/L	0.001	<0.001
	Indeno(1,2,3-c,d)pyrene	mg/L	0.001	<0.001
	Naphthalene	mg/L	0.001	<0.001
	Phenanthrene	mg/L	0.001	<0.001
	Pyrene	mg/L	0.001	<0.001
PAHs (Sum of total)	mg/L	0.001	<0.001	
TPH	C6-C9	mg/L	0.02	<0.02
	C10-C14	mg/L	0.05	<0.05
	C15-C28	mg/L	0.1	<0.1
	C29-C36	mg/L	0.1	<0.1
	C10-C36 (Sum of total)	mg/L	0.1	<0.1
TRH	C10-C16 (F2)	mg/L	0.05	<0.05
	C10-C16 (F2 minus Naphthalene)	mg/L	0.05	<0.05
	C16-C34 (F3)	mg/L	0.1	<0.1
	C34-C40 (F4)	mg/L	0.1	<0.1
	C6-C10 (F1 minus BTEX)	mg/L	0.02	<0.02
	C10-C40 (Sum of total)	mg/L	0.1	<0.1
BTEX	C6-C10 (F1)	mg/L	0.02	<0.02
	Naphthalene (BTEX)	mg/L	0.01	<0.01

Prepared by: XXXXXXXXXX
Checked by: XXXXXXXXXX

Job Ref: 2101947

Address: 5495 Princes Hwy, Traralgon

Client: Stable Property Services

Sample ID	Fluoride (mg/kg)	Nickel (mg/kg)
220621-SS01	470	<5
220621-SS02	-	<5
220621-SS03	<100	<5
220621-SS04	-	<5
220621-SS05	<100	<5
220621-SS06	-	<5
220621-SS07	<100	<5
220621-SS08	-	<5
220621-SS09	<100	<5
220621-SS10	-	<5
220621-SS11	<100	<5
220621-SS12	-	<5
220621-SS13	<100	5.5
220621-SS14	-	<5
220621-SS15	<100	<5
220621-SS16	-	<5
220621-SS17	<100	<5
220621-SS18	-	<5
220621-SS19	-	<5
220621-SS20	<100	<5
220621-SS21	-	12
220621-SS22	-	<5
220621-SS23	-	<5
220621-SS24	-	<5
220621-SS25	-	11
220621-SS26	-	5.5
220621-SS27	-	<5
220621-SS28	-	<5
220621-SS29	-	<5
TP01/0.7-0.8	-	11
TP01/2.0-2.1	-	12
TP02/0.0-0.1	-	10
TP03/0.0-0.1	-	67
TP03/1.0-1.1	-	38
TP03/2.0-2.1	-	6.1
TP04/0.0-0.1	-	15
TP04/2.2-2.3	-	<5
TP05/0.0-0.1	-	22
TP05/0.5-0.6	-	<5
TP06/0.0-0.1	-	<5
TP06/1.0-1.1	-	5.8
TP07/0.0-0.1	-	<5
TP07/1.0-1.1	-	7.1
TP09/0.0-0.1	-	8.5
TP09/0.5-0.6	-	14
EPA Vic IWRG1828.2 Fill material upper limit	450	60
ProUCL 95% UCL mean	204.8	9.603

UCL Statistics for Data Sets with Non-Detects Fluoride & Nickel

User Selected Options

Date/Time of Computation ProUCL 5.113/07/2022 11:18:35 AM
 From File WorkSheet_a.xls
 Full Precision OFF
 Confidence Coefficient 95%
 Number of Bootstrap Operations 2000

Fluoride

General Statistics

Total Number of Observations	10	Number of Distinct Observations	2
		Number of Missing Observations	0
Minimum	100	Mean	137
Maximum	470	Median	100
SD	117	Std. Error of Mean	37
Coefficient of Variation	0.854	Skewness	3.162

Normal GOF Test

Shapiro Wilk Test Statistic	0.366
5% Shapiro Wilk Critical Value	0.842
Lilliefors Test Statistic	0.524
5% Lilliefors Critical Value	0.262

Shapiro Wilk GOF Test

Data Not Normal at 5% Significance Level

Lilliefors GOF Test

Data Not Normal at 5% Significance Level

Data Not Normal at 5% Significance Level

Assuming Normal Distribution

95% Normal UCL

95% Student's-t UCL 204.8

95% UCLs (Adjusted for Skewness)

95% Adjusted-CLT UCL (Chen-1995) 237.4
 95% Modified-t UCL (Johnson-1978) 211

Gamma GOF Test

A-D Test Statistic	3.33
5% A-D Critical Value	0.731
K-S Test Statistic	0.538
5% K-S Critical Value	0.268

Anderson-Darling Gamma GOF Test

Data Not Gamma Distributed at 5% Significance Level

Kolmogorov-Smirnov Gamma GOF Test

Data Not Gamma Distributed at 5% Significance Level

Data Not Gamma Distributed at 5% Significance Level

Gamma Statistics

k hat (MLE)	3.281	k star (bias corrected MLE)	2.364
Theta hat (MLE)	41.75	Theta star (bias corrected MLE)	57.96
nu hat (MLE)	65.62	nu star (bias corrected)	47.27
MLE Mean (bias corrected)	137	MLE Sd (bias corrected)	89.11
		Approximate Chi Square Value (0.05)	32.49
Adjusted Level of Significance	0.0267	Adjusted Chi Square Value	30.38

Assuming Gamma Distribution

95% Approximate Gamma UCL (use when n>=50) 199.3 95% Adjusted Gamma UCL (use when n<50) 213.2

Lognormal GOF Test

Shapiro Wilk Test Statistic	0.366
5% Shapiro Wilk Critical Value	0.842
Lilliefors Test Statistic	0.524
5% Lilliefors Critical Value	0.262

Shapiro Wilk Lognormal GOF Test

Data Not Lognormal at 5% Significance Level

Lilliefors Lognormal GOF Test

Data Not Lognormal at 5% Significance Level

Data Not Lognormal at 5% Significance Level

Lognormal Statistics

Minimum of Logged Data	4.605	Mean of logged Data	4.76
Maximum of Logged Data	6.153	SD of logged Data	0.489

Assuming Lognormal Distribution

95% H-UCL	188.6	90% Chebyshev (MVUE) UCL	191.2
95% Chebyshev (MVUE) UCL	219	97.5% Chebyshev (MVUE) UCL	257.6
99% Chebyshev (MVUE) UCL	333.3		

Nonparametric Distribution Free UCL Statistics

Data do not follow a Discernible Distribution (0.05)

Nonparametric Distribution Free UCLs

95% CLT UCL	197.9	95% Jackknife UCL	N/A
95% Standard Bootstrap UCL	N/A	95% Bootstrap-t UCL	N/A
95% Hall's Bootstrap UCL	N/A	95% Percentile Bootstrap UCL	N/A
95% BCA Bootstrap UCL	N/A		
90% Chebyshev(Mean, Sd) UCL	248	95% Chebyshev(Mean, Sd) UCL	298.3
97.5% Chebyshev(Mean, Sd) UCL	368.1	99% Chebyshev(Mean, Sd) UCL	505.1

Suggested UCL to Use

95% Student's-t UCL 204.8 or 95% Modified-t UCL 211

Note: Suggestions regarding the selection of a 95% UCL are provided to help the user to select the most appropriate 95% UCL.

Recommendations are based upon data size, data distribution, and skewness.

These recommendations are based upon the results of the simulation studies summarized in Singh, Maichle, and Lee (2006).

However, simulations results will not cover all Real World data sets; for additional insight the user may want to consult a statistician.

General Statistics

Total Number of Observations	44	Number of Distinct Observations	14
Number of Detects	16	Number of Non-Detects	28
Number of Distinct Detects	13	Number of Distinct Non-Detects	1
Minimum Detect	5.5	Minimum Non-Detect	5
Maximum Detect	67	Maximum Non-Detect	5
Variance Detects	253.3	Percent Non-Detects	63.64%
Mean Detects	15.66	SD Detects	15.92
Median Detects	11	CV Detects	1.017
Skewness Detects	2.671	Kurtosis Detects	7.545
Mean of Logged Detects	2.464	SD of Logged Detects	0.701

Normal GOF Test on Detects Only

Shapiro Wilk Test Statistic	0.634	Shapiro Wilk GOF Test
5% Shapiro Wilk Critical Value	0.887	Detected Data Not Normal at 5% Significance Level
Lilliefors Test Statistic	0.329	Lilliefors GOF Test
5% Lilliefors Critical Value	0.213	Detected Data Not Normal at 5% Significance Level

Detected Data Not Normal at 5% Significance Level

Kaplan-Meier (KM) Statistics using Normal Critical Values and other Nonparametric UCLs

KM Mean	8.875	KM Standard Error of Mean	1.652
KM SD	10.61	95% KM (BCA) UCL	12.02
95% KM (t) UCL	11.65	95% KM (Percentile Bootstrap) UCL	11.78
95% KM (z) UCL	11.59	95% KM Bootstrap t UCL	16.4
90% KM Chebyshev UCL	13.83	95% KM Chebyshev UCL	16.08
97.5% KM Chebyshev UCL	19.19	99% KM Chebyshev UCL	25.32

Gamma GOF Tests on Detected Observations Only

A-D Test Statistic	1.106	Anderson-Darling GOF Test
5% A-D Critical Value	0.751	Detected Data Not Gamma Distributed at 5% Significance Level
K-S Test Statistic	0.238	Kolmogorov-Smirnov GOF
5% K-S Critical Value	0.218	Detected Data Not Gamma Distributed at 5% Significance Level

Detected Data Not Gamma Distributed at 5% Significance Level

Gamma Statistics on Detected Data Only

k hat (MLE)	1.893	k star (bias corrected MLE)	1.58
Theta hat (MLE)	8.272	Theta star (bias corrected MLE)	9.912
nu hat (MLE)	60.57	nu star (bias corrected)	50.55
Mean (detects)	15.66		

Gamma ROS Statistics using Imputed Non-Detects

GROS may not be used when data set has > 50% NDs with many tied observations at multiple DLs

GROS may not be used when kstar of detects is small such as <1.0, especially when the sample size is small (e.g., <15-20)

For such situations, GROS method may yield incorrect values of UCLs and BTVs

This is especially true when the sample size is small.

For gamma distributed detected data, BTVs and UCLs may be computed using gamma distribution on KM estimates

Minimum	0.01	Mean	5.7
Maximum	67	Median	0.01
SD	12.1	CV	2.122
k hat (MLE)	0.196	k star (bias corrected MLE)	0.197
Theta hat (MLE)	29.14	Theta star (bias corrected MLE)	28.87
nu hat (MLE)	17.21	nu star (bias corrected)	17.37
Adjusted Level of Significance (β)	0.0445		
Approximate Chi Square Value (17.37, α)	8.94	Adjusted Chi Square Value (17.37, β)	8.734
95% Gamma Approximate UCL (use when $n \geq 50$)	11.08	95% Gamma Adjusted UCL (use when $n < 50$)	11.34

Estimates of Gamma Parameters using KM Estimates

Mean (KM)	8.875	SD (KM)	10.61
Variance (KM)	112.6	SE of Mean (KM)	1.652
k hat (KM)	0.699	k star (KM)	0.667
nu hat (KM)	61.53	nu star (KM)	58.67
theta hat (KM)	12.69	theta star (KM)	13.31
80% gamma percentile (KM)	14.61	90% gamma percentile (KM)	22.53
95% gamma percentile (KM)	30.74	99% gamma percentile (KM)	50.42

Gamma Kaplan-Meier (KM) Statistics

Approximate Chi Square Value (58.67, α)	42.06	Adjusted Chi Square Value (58.67, β)	41.58
95% Gamma Approximate KM-UCL (use when $n \geq 50$)	12.38	95% Gamma Adjusted KM-UCL (use when $n < 50$)	12.52

Lognormal GOF Test on Detected Observations Only

Shapiro Wilk Test Statistic	0.886	Shapiro Wilk GOF Test
5% Shapiro Wilk Critical Value	0.887	Detected Data Not Lognormal at 5% Significance Level
Lilliefors Test Statistic	0.176	Lilliefors GOF Test
5% Lilliefors Critical Value	0.213	Detected Data appear Lognormal at 5% Significance Level

Detected Data appear Approximate Lognormal at 5% Significance Level

Lognormal ROS Statistics Using Imputed Non-Detects

Mean in Original Scale	6.742	Mean in Log Scale	1.012
SD in Original Scale	11.65	SD in Log Scale	1.381
95% t UCL (assumes normality of ROS data)	9.694	95% Percentile Bootstrap UCL	9.618
95% BCA Bootstrap UCL	11	95% Bootstrap t UCL	12.7
95% H-UCL (Log ROS)	12.95		

Statistics using KM estimates on Logged Data and Assuming Lognormal Distribution

KM Mean (logged)	1.92	KM Geo Mean	6.822
KM SD (logged)	0.58	95% Critical H Value (KM-Log)	1.964
KM Standard Error of Mean (logged)	0.0903	95% H-UCL (KM -Log)	9.603
KM SD (logged)	0.58	95% Critical H Value (KM-Log)	1.964
KM Standard Error of Mean (logged)	0.0903		

DL/2 Statistics

DL/2 Normal		DL/2 Log-Transformed	
Mean in Original Scale	7.284	Mean in Log Scale	1.479
SD in Original Scale	11.37	SD in Log Scale	0.859
95% t UCL (Assumes normality)	10.17	95% H-Stat UCL	8.489

DL/2 is not a recommended method, provided for comparisons and historical reasons

Nonparametric Distribution Free UCL Statistics

Detected Data appear Approximate Lognormal Distributed at 5% Significance Level

Suggested UCL to Use

KM H-UCL 9.603

Note: Suggestions regarding the selection of a 95% UCL are provided to help the user to select the most appropriate 95% UCL.

Recommendations are based upon data size, data distribution, and skewness.

These recommendations are based upon the results of the simulation studies summarized in Singh, Maichle, and Lee (2006).

However, simulations results will not cover all Real World data sets; for additional insight the user may want to consult a statistician.

APPENDIX G NATA LABORATORY CERTIFICATES OF ANALYSIS

Client	Stable Engineering Services	Job number	2101947
		Laboratory	Eurolins Scientific 6 Monterey Rd, Dandenong South VIC 3175
Project	Preliminary Contamination Assessment	Quote number	180618BEV-3
Location	5495 Princes Hwy, Traralgon	Project Manager	[REDACTED]
		Sampled by	[REDACTED]

Turnaround time 24hr 48hr 72hr Standard Comments:

From	Company	Date	Received by	Company	Date	Time
[REDACTED]	Beveridge Williams	22/06/2022	[REDACTED]	[REDACTED]	22/6/22	10:00am

Quality control		Initial
Sample preservation	Appropriate sample containers used, refrigerated or chilled samples supplied to laboratory	[REDACTED]
Sample holding times	Tests conducted within specified holding times	[REDACTED]
Final certificates	Re-testing of results as requested. Tests conducted and reported as per CoC form.	[REDACTED]

***CAUTION: BONDED ACM SAMPLES INCLUDED**

Notes
 Matrix: S = Soil GW = Groundwater W = Water R = Rinsate Soluble Heavy Metals: Ag, As, B, Ba, Be, Cd, Co, Cr, Cu, Hg, Mn, Mo, Ni, Pb, Sb, Se, Sn, V, Zn
 Soil: Suite BW Soil 1: Metals, OCP Suite BW Soil 2: Metals, PAH Suite BW Soil 3: Metals, PAH, OCP Suite BW Soil 4: Metals, PAH, TRH
 Suite BW Soil 5: Metals, CrVI, Total CN, Total F, Speciated Phenols, BTEXN, Styrene, TRH, PAH, PCB, OCP, Volatile CHC, Semivolatile CHC, pH, Moisture
 Water: Suite BW GW 1: Metals (As, Cd, Cu, Pb, Hg, Mo, Ni, Sn, Se, Ag, Zn), CrVI, Total CN, Speciated Phenols, BTEXN, Styrene, TRH, PAH (trace 0.00001), PCB, OCP (trace)
 All groundwater heavy metals testing must be for soluble metals unless otherwise indicated.

Beveridge Williams				Job Number		2101947								
Sample ID	Date sampled	Matrix	No. of containers	Testing required										
				Suite BW Soil 1: Metals (As, B, Ba, Be, Cd, Cr, Co, Cu, Pb, Hg, Mn, Mo, Ni, Sb, Sn, Se, Ag, V, Zn), OCP	Suite BW Soil 2: Metals (As, B, Ba, Be, Cd, Cr, Co, Cu, Pb, Hg, Mn, Mo, Ni, Sb, Sn, Se, Ag, V, Zn), PAH	Suite BW Soil 3: Metals (As, B, Ba, Be, Cd, Cr, Co, Cu, Pb, Hg, Mn, Mo, Ni, Sb, Sn, Se, Ag, V, Zn), PAH, OCP	Suite BW Soil 4: Metals (As, B, Ba, Be, Cd, Cr, Co, Cu, Pb, Hg, Mn, Mo, Ni, Sb, Sn, Se, Ag, V, Zn), PAH, TRH	PAH OCP	Heavy Metals	PHENOLS	CHLORIDES	ASBESTOS (Solid)		
BH01/0.0-0.1	21/06/2022	S	1		X									
BH01/0.5-0.6	21/06/2022	S	1		X									
BH01/0.7-0.8	21/06/2022	S	1		X									
BH02/0.0-0.1	21/06/2022	S	1	X										
BH02/0.4-0.5	21/06/2022	S	1											
BH03/0.0-0.1	21/06/2022	S	1				X							
BH03/0.2-0.3	21/06/2022	S	1											
BH03/0.4-0.5	21/06/2022	S	1											
BH04/0.0-0.1	21/06/2022	S	1				X							
BH04/0.3-0.4	21/06/2022	S	1											
BH05/0.0-0.1	21/06/2022	S	1						X					
BH05/0.2-0.3	21/06/2022	S	1											
BH05/0.5-0.6	21/06/2022	S	1											
BH06/0.0-0.1	21/06/2022	S	1						X					
BH06/0.1-0.2	21/06/2022	S	1											
BH06/0.5-0.6	21/06/2022	S	1											
TPO1/0.0-0.1	21/06/2022	S	1											
TPO1/0.7-0.8	21/06/2022	S	1						X					
TPO1/1.0-1.1	21/06/2022	S	1											

899770
 [REDACTED]

Beveridge Williams				Job Number		2101947											
Sample ID	Date sampled	Matrix	No. of containers	Testing required													
				Suite BW Soil 1: Metals (As, B, Ba, Cd, Cr, Co, Cu, Pb, Hg, Mn, Mo, Ni, Sb, Sn, Se, Ag, V, Zn), OCP	Suite BW Soil 2: Metals (As, B, Ba, Cd, Cr, Co, Cu, Pb, Hg, Mn, Mo, Ni, Sb, Sn, Se, Ag, V, Zn), PAH	Suite BW Soil 3: Metals (As, B, Ba, Cd, Cr, Co, Cu, Pb, Hg, Mn, Mo, Ni, Sb, Sn, Se, Ag, V, Zn), PAH, OCP	Suite BW Soil 4: Metals (As, B, Ba, Be, Cd, Cr, Co, Cu, Pb, Hg, Mn, Mo, Ni, Sb, Sn, Se, Ag, V, Zn), TRH	Suite BW Soil 5: Metals (As, B, Ba, Be, Cd, Cr, Co, Cu, Pb, Hg, Mn, Mo, Ni, Sb, Sn, Se, Ag, V, Zn), Total CRV, Total CRV, Total CRV	PAH, OCP	Heavy Metals	PAH, Phenol/ OCP/ PCB/ VOC/ Vinyl Chloride/ Metals (As, Cd, Cr, Cu, Ni, Pb, Mn, Sn, Sb, Se, Zn, Total Cr, Total Cr)	Asbestos (Solid)					
TP01/2.0-2.1	21/06/2022	S	1					X									
TP01/3.0-3.1	21/06/2022	S	1														
TP01/3.1-3.2	21/06/2022	S	1														
TP02/0.0-0.1	21/06/2022	S	1														
TP02/0.5-0.6	21/06/2022	S	1				X										
TP02/0.9-1.0	21/06/2022	S	1														
TP03/0.0-0.1	21/06/2022	S	1														
TP03/1.0-1.1	21/06/2022	S	1														
TP03/2.0-2.1	21/06/2022	S	1				X										
TP03/3.0-3.1	21/06/2022	S	1														
TP04/0.0-0.1	21/06/2022	S	1				X										
TP04/0.5-0.6	21/06/2022	S	1														
TP04/1.0-1.1	21/06/2022	S	1														
TP04/2.2-2.3	21/06/2022	S	1														
TP04/2.5-2.6	21/06/2022	S	1														
TP05/0.0-0.1	21/06/2022	S	1														
TP05/0.5-0.6	21/06/2022	S	1														
TP05/0.7-0.8	21/06/2022	S	1														
TP06/0.0-0.1	21/06/2022	S	1														
TP06/0.5-0.6	21/06/2022	S	1														
TP06/1.0-1.1	21/06/2022	S	1				X										
TP06/2.0-2.1	21/06/2022	S	1														
TP06/2.9-3.0	21/06/2022	S	1														
TP07/0.0-0.1	21/06/2022	S	1														
TP07/0.5-0.6	21/06/2022	S	1														
TP07/1.0-1.1	21/06/2022	S	1														
TP07/2.2-2.3	21/06/2022	S	1														
TP08/0.0-0.1	21/06/2022	S	1														
TP08/0.5-0.6	21/06/2022	S	1														
TP08/1.0-1.1	21/06/2022	S	1														
TP08/1.5-1.6	21/06/2022	S	1														
TP09/0.0-0.1	21/06/2022	S	1														
TP09/0.5-0.6	21/06/2022	S	1														
TP09/1.0-1.1	21/06/2022	S	1														
TP09/2.0-2.1	21/06/2022	S	1														
TP09/2.2-2.3	21/06/2022	S	1														
220621-SS01	21/06/2022	S	1														
220621-SS02	21/06/2022	S	1														
220621-SS03	21/06/2022	S	1				X										
220621-SS04	21/06/2022	S	1														
220621-SS05	21/06/2022	S	1				X										
220621-SS06	21/06/2022	S	1														
220621-SS07	21/06/2022	S	1				X										
220621-SS08	21/06/2022	S	1														
220621-SS09	21/06/2022	S	1				X										
220621-SS10	21/06/2022	S	1														
220621-SS11	21/06/2022	S	1				X										
220621-SS12	21/06/2022	S	1														
220621-SS13	21/06/2022	S	1				X										

890770

Beveridge Williams				Job Number	2101847														
Sample ID	Date sampled	Matrix	No. of containers	Testing required															
				Soil 1: Metals (As, B, Ba, Be, Cd, Cr, Cu, Pb, Hg, Mn, Mo, Ni, Sb, Sn, Se, Ag, V, Zn), OCP	Soil 2: Metals (As, B, Ba, Be, Cd, Cr, Cu, Pb, Hg, Mn, Mo, Ni, Sb, Sn, Se, Ag, V, Zn), PAH	Soil 3: Metals (As, B, Ba, Be, Cd, Cr, Cu, Pb, Hg, Mn, Mo, Ni, Sb, Sn, Se, Ag, V, Zn), PAH, OCP	Soil 4: Metals (As, B, Ba, Be, Cd, Cr, Cu, Pb, Hg, Mn, Mo, Ni, Sb, Sn, Se, Ag, V, Zn), PAH, THH	Soil 5: Metals (As, B, Ba, Be, Cd, Cr, Cu, Pb, Hg, Mn, Mo, Ni, Sb, Sn, Se, Ag, V, Zn), OCP, Total Cr, Total P, Total Sulfur	Soil 6: Metals (As, B, Ba, Be, Cd, Cr, Cu, Pb, Hg, Mn, Mo, Ni, Sb, Sn, Se, Ag, V, Zn), OCP, Total Cr, Total P, Total Sulfur	Soil 7: Metals (As, B, Ba, Be, Cd, Cr, Cu, Pb, Hg, Mn, Mo, Ni, Sb, Sn, Se, Ag, V, Zn), OCP, Total Cr, Total P, Total Sulfur									
220621-SS14	21/06/2022	S	1																
220621-SS15	21/06/2022	S	1																
220621-SS16	21/06/2022	S	1																
220621-SS17	21/06/2022	S	1																
220621-SS18	21/06/2022	S	1																
220621-SS19	21/06/2022	S	1																
220621-SS20	21/06/2022	S	1																
220621-SS21	21/06/2022	S	1																
220621-SS22	21/06/2022	S	1																
220621-SS23	21/06/2022	S	1																
220621-SS24	21/06/2022	S	1																
220621-SS25	21/06/2022	S	1																
220621-SS26	21/06/2022	S	1																
220621-SS27	21/06/2022	S	1																
220621-SS28	21/06/2022	S	1																
220621-SS29	21/06/2022	S	1																
220621-S-D03	21/06/2022	S	1																
220621-S-D02	21/06/2022	S	1		X														
220621-S-D04	21/06/2022	S	1																
220621-S-D01	21/06/2022	S	1																
220621-S-RB01	21/06/2022	R	1																
SP01-AS01	21/06/2022	A	1																
SP01-AS02	21/06/2022	A	1																X
SP01-AS03	21/06/2022	A	1																X
SP01-AS04	21/06/2022	A	1																X
SP01-AS05	21/06/2022	A	1																X
TP03-AS01	21/06/2022	A	1																X
TP06-AS01	21/06/2022	A	1																X

8997-76


#AU_CAU001_EnviroSampleVic

From: [REDACTED]
Sent: Wednesday, 22 June 2022 2:41 PM
To: [REDACTED]
Cc: [REDACTED] #AU_CAU001_EnviroSampleVic
Subject: RE: Beveridge Williams eCOC sample delivery - 2101947_eCOC EF blank_220621.pdf
Attachments: 2101947_Analysis Request EF_220621.pdf

INFO: INTERNAL EMAIL - Sent from your own Eurofins email domain.

Thanks for sending that through Justin.

[REDACTED] - Please see attached for analysis.

Kind Regards,
[REDACTED]

Phone : [REDACTED]
Mobile : [REDACTED]
Email : [REDACTED]

From: [REDACTED]
Sent: Wednesday, 22 June 2022 2:30 PM
To: [REDACTED]
Cc: [REDACTED]
Subject: RE: Beveridge Williams eCOC sample delivery - 2101947_eCOC EF blank_220621.pdf

CAUTION: EXTERNAL EMAIL - Sent from an email domain that is not formally trusted by Eurofins.
Do not click on links or open attachments unless you recognise the sender and are certain that the content is safe.

Hey [REDACTED]

Please find attached our analysis request for the samples submitted this morning. Thanks.

Regards,



[REDACTED]
Senior Environmental Engineer
A 1 Glenferrie Road, Malvern, VIC 3144
W beveridgewilliams.com.au
[REDACTED]

OVER 60 YEARS OF AWARD-WINNING SERVICE

Proudly certified in Victoria for Quality ISO 9001, Safety AS/NZS 4801 and Environment ISO 14001



Beveridge Williams acknowledges the Traditional Custodians of the land it works on and pays respect to their Elders, past and present.

From: [REDACTED]
Sent: Wednesday, 22 June 2022 9:50 AM
To: [REDACTED]
Cc: [REDACTED]
Subject: RE: Beveridge Williams eCOC sample delivery - 2101947_eCOC EF blank_220621.pdf

Thanks [REDACTED]

Kind Regards,
[REDACTED]

Phone [REDACTED]
Mobile [REDACTED]
Email [REDACTED]

899 270

From: [REDACTED]
Sent: Wednesday, 22 June 2022 9:07 AM
To: #AU_CAU001_EnviroSampleVic [REDACTED]
Cc: [REDACTED]
Subject: Beveridge Williams eCOC sample delivery - 2101947_eCOC EF blank_220621.pdf
Importance: Low

CAUTION: EXTERNAL EMAIL - Sent from an email domain that is not formally trusted by Eurofins.

Do not click on links or open attachments unless you recognise the sender and are certain that the content is safe.

Hi ,

[REDACTED] will be dropping off samples at sample receipt (or is on the way to drop off samples) and the COC has been attached. If no analysis request is included this will be forwarded by email. A new eCOC from [REDACTED] has been added [2101947_eCOC EF blank_220621.pdf](#).

Thanks!



[REDACTED]
Principal Environmental Scientist
A 1 Glenferrie Road, Malvern, VIC 3144
W beveridgewilliams.com.au
[REDACTED]

3 cookies

Chain of Custody Form

Client	Stable Engineering Services	Job number	2101947
		Laboratory	Euroins Scientific 6 Monterey Rd. Dandenong South VIC 3175
Project	Preliminary Contamination Assessment	Quote number	180618BEV-3
Location	5495 Princes Hwy, Traralgon	Project Manager	[Redacted]
		Sampled by	[Redacted]

Turnaround time 24hr 48hr 72hr Standard Comments:

Chain of Custody

From	Company	Date	Received by	Company	Date	Time
[Redacted]	Beveridge Williams	22/06/2022	[Redacted]			

Quality control

Sample preservation	Appropriate sample containers used, refrigerated or chilled samples supplied to laboratory	Initial	[Redacted]
Sample holding times	Tests conducted within specified holding times		
Final certificates	Re-testing of results as requested. Tests conducted and reported as per CoC form.		

***CAUTION: BONDED ACM SAMPLES INCLUDED**

Notes
 Matrix: S = Soil GW = Groundwater W = Water R = Rinsate Soluble Heavy Metals: Ag, As, B, Ba, Be, Cd, Co, Cr, Cu, Hg, Mn, Mo, Ni, Pb, Sb, Se, Sn, V, Zn
 Soil: Suite BW Soil 1 : Metals, OCP Suite BW Soil 2- Metals, PAH Suite BW Soil 3: Metals, PAH, OCP Suite BW Soil 4 : Metals, PAH, TRH
 Suite BW Soil 5 : Metals, CrVI, Total CN, Total F, Speciated Phenols, BTEXN, Styrene, TRH, PAH, PCB, OCP, Volatile CHC, Semivolatile CHC, pH, Moisture
 Water: Suite BW GW 1 : Metals (As, Cd, Cu, Pb, Hg, Mo, Ni, Sn, Se, Ag, Zn), CrVI, Total CN, Speciated Phenols, BTEXN, Styrene, TRH, PAH (trace 0.00001), PCB, OCP (trace)
All groundwater heavy metals testing must be for soluble metals unless otherwise indicated.

Beveridge Williams				Job Number		2101947								
Sample ID	Date sampled	Matrix	No. of containers	Testing required										
				Suite BW Soil 1: Metals (As, B, Ba, Be, Cd, Cr, Co, Cu, Pb, Hg, Mn, Mo, Ni, Sb, Sn, Se, Ag, V, Zn), OCP	Suite BW Soil 2: Metals (As, B, Ba, Be, Cd, Cr, Co, Cu, Pb, Hg, Mn, Mo, Ni, Sb, Sn, Se, Ag, V, Zn), PAH	Suite BW Soil 3: Metals (As, B, Ba, Be, Cd, Cr, Co, Cu, Pb, Hg, Mn, Mo, Ni, Sb, Sn, Se, Ag, V, Zn), PAH, OCP	Suite BW Soil 4: Metals (As, B, Ba, Be, Cd, Cr, Co, Cu, Pb, Hg, Mn, Mo, Ni, Sb, Sn, Se, Ag, V, Zn), PAH, TRH	Suite BW Soil 5: Metals (As, B, Ba, Be, Cd, Cr, Co, Cu, Pb, Hg, Mn, Mo, Ni, Sb, Sn, Se, Ag, V, Zn), CrVI, Total CN, Total F, Speciated Phenols	Suite B1: TRH, BTEXN	Suite B4: TRH, BTEXN, PAH	Suite B7: TRH, BTEXN, PAH, Metals (As, Cd, Cr, Co, Ni, Pb, Zn, Hg)	Suite B8: VC/VC, TP/TP, TRH/ TRH/ PAH/ Phenols/ OCP/ PCB/ VOC/ Vinyl Chloride/ Metals (As, Cd, Cr, Cu, Ni, Pb, Hg, Mn, Mo, Sb, Sn, Se, Ag, V, Zn), CrVI	pH	
BH01/0.0-0.1	21/06/2022	S	1											
BH01/0.5-0.6	21/06/2022	S	1											
BH01/0.7-0.8	21/06/2022	S	1											
BH02/0.0-0.1	21/06/2022	S	1											
BH02/0.4-0.5	21/06/2022	S	1											
BH03/0.0-0.1	21/06/2022	S	1											
BH03/0.2-0.3	21/06/2022	S	1											
BH03/0.4-0.5	21/06/2022	S	1											
BH04/0.0-0.1	21/06/2022	S	1											
BH04/0.3-0.4	21/06/2022	S	1											
BH05/0.0-0.1	21/06/2022	S	1											
BH05/0.2-0.3	21/06/2022	S	1											
BH05/0.5-0.6	21/06/2022	S	1											
BH06/0.0-0.1	21/06/2022	S	1											
BH06/0.1-0.2	21/06/2022	S	1											
BH06/0.5-0.6	21/06/2022	S	1											
TP01/0.0-0.1	21/06/2022	S	1											
TP01/0.7-0.8	21/06/2022	S	1											
TP01/1.0-1.1	21/06/2022	S	1											

22/06/2022 10:02am
 5.8
 -0.1
 5.7
 hand del.
 chels

899770

Beveridge Williams				Job Number		2101947														
Sample ID	Date sampled	Matrix	No. of containers	Testing required																
				Suite BW Soil 1: Metals (As, B, Ba, Be, Cd, Cr, Co, Cu, Pb, Hg, Mn, Mo, Ni, Sb, Sn, Se, Ag, V, Zn), OCP	Suite BW Soil 2: Metals (As, B, Ba, Be, Cd, Cr, Co, Cu, Pb, Hg, Mn, Mo, Ni, Sb, Sn, Se, Ag, V, Zn), PAH	Suite BW Soil 3: Metals (As, B, Ba, Be, Cd, Cr, Co, Cu, Pb, Hg, Mn, Mo, Ni, Sb, Sn, Se, Ag, V, Zn), PAH, OCP	Suite BW Soil 4: Metals (As, B, Ba, Be, Cd, Cr, Co, Cu, Pb, Hg, Mn, Mo, Ni, Sb, Sn, Se, Ag, V, Zn), PAH, TRH SUMMARY OF TESTS FOR: As, Ba, Be, Cd, Cr, Co, Cu, Pb, Hg, Mn, Mo, Ni, Sb, Sn, Se, Ag, V, Zn, CrVI, Total Ni, Total F, Sarcosine, Bismuth	Suite B1: TRH, BTEXN	Suite B4: TRH, BTEXN, PAH	Suite B7: TRH, BTEXN, PAH, Metals (As, Cd, Cr, Cu, Ni, Pb, Zn, Hg) SUMMARY OF TESTS FOR: BTEXN, TRH PAH/ Phenols/ OCP/ VOC/ Vinyl Chloride/ Metals (As, Cd, Cr, Cu, Ni, Pb, Hg, Mn, Mo, Ni, Sb, Sn, Se, Ag, V, Zn), CrVI	pH									
TP01/2.0-2.1	21/06/2022	S	1																	
TP01/3.0-3.1	21/06/2022	S	1																	
TP01/3.1-3.2	21/06/2022	S	1																	
TP02/0.0-0.1	21/06/2022	S	1																	
TP02/0.5-0.6	21/06/2022	S	1																	
TP02/0.9-1.0	21/06/2022	S	1																	
TP03/0.0-0.1	21/06/2022	S	1																	
TP03/1.0-1.1	21/06/2022	S	1																	
TP03/2.0-2.1	21/06/2022	S	1																	
TP03/3.0-3.1	21/06/2022	S	1																	
TP04/0.0-0.1	21/06/2022	S	1																	
TP04/0.5-0.6	21/06/2022	S	1																	
TP04/1.0-1.1	21/06/2022	S	1																	
TP04/2.2-2.3	21/06/2022	S	1																	
TP04/2.5-2.6	21/06/2022	S	1																	
TP05/0.0-0.1	21/06/2022	S	1																	
TP05/0.5-0.6	21/06/2022	S	1																	
TP05/0.7-0.8	21/06/2022	S	1																	
TP06/0.0-0.1	21/06/2022	S	1																	
TP06/0.5-0.6	21/06/2022	S	1																	
TP06/1.0-1.1	21/06/2022	S	1																	
TP06/2.0-2.1	21/06/2022	S	1																	
TP06/2.9-3.0	21/06/2022	S	1																	
TP07/0.0-0.1	21/06/2022	S	1																	
TP07/0.5-0.6	21/06/2022	S	1																	
TP07/1.0-1.1	21/06/2022	S	1																	
TP07/2.2-2.3	21/06/2022	S	1																	
TP08/0.0-0.1	21/06/2022	S	1																	
TP08/0.5-0.6	21/06/2022	S	1																	
TP08/1.0-1.1	21/06/2022	S	1																	
TP08/1.5-1.6	21/06/2022	S	1																	
TP09/0.0-0.1	21/06/2022	S	1																	
TP09/0.5-0.6	21/06/2022	S	1																	
TP09/1.0-1.1	21/06/2022	S	1																	
TP09/2.0-2.1	21/06/2022	S	1																	
TP09/2.2-2.3	21/06/2022	S	1																	
220621-SS01	21/06/2022	S	1																	
220621-SS02	21/06/2022	S	1																	
220621-SS03	21/06/2022	S	1																	
220621-SS04	21/06/2022	S	1																	
220621-SS05	21/06/2022	S	1																	
220621-SS06	21/06/2022	S	1																	
220621-SS07	21/06/2022	S	1																	
220621-SS08	21/06/2022	S	1																	
220621-SS09	21/06/2022	S	1																	
220621-SS10	21/06/2022	S	1																	
220621-SS11	21/06/2022	S	1																	
220621-SS12	21/06/2022	S	1																	
220621-SS13	21/06/2022	S	1																	

899770



Beveridge Williams				Job Number		2101947													
Sample ID	Date sampled	Matrix	No. of containers	Testing required															
				Suite BW Soil 1: Metals (As, B, Ba, Be, Cd, Cr, Co, Cu, Pb, Hg, Mn, Mo, Ni, Sb, Sn, Se, Ag, V, Zn), OCP	Suite BW Soil 2: Metals (As, B, Ba, Be, Cd, Cr, Co, Cu, Pb, Hg, Mn, Mo, Ni, Sb, Sn, Se, Ag, V, Zn), PAH	Suite BW Soil 3: Metals (As, B, Ba, Be, Cd, Cr, Co, Cu, Pb, Hg, Mn, Mo, Ni, Sb, Sn, Se, Ag, V, Zn), PAH, OCP	Suite BW Soil 4: Metals (As, B, Ba, Be, Cd, Cr, Co, Cu, Pb, Hg, Mn, Mo, Ni, Sb, Sn, Se, Ag, V, Zn), PAH, TRH	Suite B1: TRH, BTEXN	Suite B6: TRH, BTEXN, PAH	Suite B7: TRH, BTEXN, PAH, Metals (As, Cd, Cr, Cu, Ni, Pb, Zn, Hg)	Suite B12: TRH, BTEXN, PAH, Metals (As, Cd, Cr, Cu, Ni, Pb, Zn, Hg)	PAH/Phenols/OCP/PCB/VOC/Vinyl Chloride/ Metals (As, Cd, Cr, Cu, Ni, Pb, Zn, Se, Sn, Sb, Ag, V, Zn), Total CHL, Total E, Semivolatile Organics	pH						
220621-SS14	21/06/2022	S	1																
220621-SS15	21/06/2022	S	1																
220621-SS16	21/06/2022	S	1																
220621-SS17	21/06/2022	S	1																
220621-SS18	21/06/2022	S	1																
220621-SS19	21/06/2022	S	1																
220621-SS20	21/06/2022	S	1																
220621-SS21	21/06/2022	S	1																
220621-SS22	21/06/2022	S	1																
220621-SS23	21/06/2022	S	1																
220621-SS24	21/06/2022	S	1																
220621-SS25	21/06/2022	S	1																
220621-SS26	21/06/2022	S	1																
220621-SS27	21/06/2022	S	1																
220621-SS28	21/06/2022	S	1																
220621-SS29	21/06/2022	S	1																
220621-S-D03	21/06/2022	S	1																
220621-S-D02	21/06/2022	S	1																
220621-S-D04	21/06/2022	S	1																
220621-S-D01	21/06/2022	S	1																
220621-S-RB01	21/06/2022	R	1																
SP01-AS01	21/06/2022	A	1																
SP01-AS02	21/06/2022	A	1																
SP01-AS03	21/06/2022	A	1																
SP01-AS04	21/06/2022	A	1																
SP01-AS05	21/06/2022	A	1																
TP03-AS01	21/06/2022	A	1																
TP06-AS01	21/06/2022	A	1																

899770



Beveridge William & Co Pty Ltd
 PO Box 61
 Malvern
 VIC 3144



NATA Accredited
 Accreditation Number 1261
 Site Number 1254

Accredited for compliance with ISO/IEC 17025 – Testing
 NATA is a signatory to the ILAC Mutual Recognition
 Arrangement for the mutual recognition of the
 equivalence of testing, medical testing, calibration,
 inspection, proficiency testing scheme providers and
 reference materials producers reports and certificates.

Attention: XXXXXXXXXX

Report 899770-S-V2
 Project name PRELIMINARY CONTAMINATION ASSESSMENT
 Project ID 2101947
 Received Date Jun 22, 2022

Client Sample ID			BH01/0.0-0.1	BH01/0.5-0.6	BH02/0.0-0.1	BH03/0.0-0.1
Sample Matrix			Soil	Soil	Soil	Soil
Eurofins Sample No.			M22- Jn0050581	M22- Jn0050582	M22- Jn0050583	M22- Jn0050584
Date Sampled			Jun 21, 2022	Jun 21, 2022	Jun 21, 2022	Jun 21, 2022
Test/Reference	LOR	Unit				
Polycyclic Aromatic Hydrocarbons						
Benzo(a)pyrene TEQ (lower bound) *	0.5	mg/kg	< 0.5	< 0.5	-	< 0.5
Benzo(a)pyrene TEQ (medium bound) *	0.5	mg/kg	0.6	0.6	-	0.6
Benzo(a)pyrene TEQ (upper bound) *	0.5	mg/kg	1.2	1.2	-	1.2
Acenaphthene	0.5	mg/kg	< 0.5	< 0.5	-	< 0.5
Acenaphthylene	0.5	mg/kg	< 0.5	< 0.5	-	< 0.5
Anthracene	0.5	mg/kg	< 0.5	< 0.5	-	< 0.5
Benz(a)anthracene	0.5	mg/kg	< 0.5	< 0.5	-	< 0.5
Benzo(a)pyrene	0.5	mg/kg	< 0.5	< 0.5	-	< 0.5
Benzo(b&j)fluoranthene ^{N07}	0.5	mg/kg	< 0.5	< 0.5	-	< 0.5
Benzo(g,h,i)perylene	0.5	mg/kg	< 0.5	< 0.5	-	< 0.5
Benzo(k)fluoranthene	0.5	mg/kg	< 0.5	< 0.5	-	< 0.5
Chrysene	0.5	mg/kg	< 0.5	< 0.5	-	< 0.5
Dibenz(a,h)anthracene	0.5	mg/kg	< 0.5	< 0.5	-	< 0.5
Fluoranthene	0.5	mg/kg	< 0.5	< 0.5	-	< 0.5
Fluorene	0.5	mg/kg	< 0.5	< 0.5	-	< 0.5
Indeno(1.2.3-cd)pyrene	0.5	mg/kg	< 0.5	< 0.5	-	< 0.5
Naphthalene	0.5	mg/kg	< 0.5	< 0.5	-	< 0.5
Phenanthrene	0.5	mg/kg	< 0.5	< 0.5	-	< 0.5
Pyrene	0.5	mg/kg	< 0.5	< 0.5	-	< 0.5
Total PAH*	0.5	mg/kg	< 0.5	< 0.5	-	< 0.5
2-Fluorobiphenyl (surr.)	1	%	105	94	-	102
p-Terphenyl-d14 (surr.)	1	%	120	107	-	113
Heavy Metals						
Antimony	10	mg/kg	51	< 10	< 10	< 10
Arsenic	2	mg/kg	< 2	< 2	2.4	2.4
Barium	10	mg/kg	91	21	51	95
Beryllium	2	mg/kg	< 2	< 2	< 2	< 2
Boron	10	mg/kg	< 10	< 10	< 10	< 10
Cadmium	0.4	mg/kg	< 0.4	< 0.4	< 0.4	< 0.4
Chromium	5	mg/kg	< 5	< 5	6.5	35
Cobalt	5	mg/kg	< 5	< 5	< 5	13
Copper	5	mg/kg	160	< 5	7.9	32
Iron	20	mg/kg	7000	10000	5900	28000
Lead	5	mg/kg	2300	19	26	13
Manganese	5	mg/kg	8.1	7.4	98	370

Client Sample ID			BH01/0.0-0.1	BH01/0.5-0.6	BH02/0.0-0.1	BH03/0.0-0.1
Sample Matrix			Soil	Soil	Soil	Soil
Eurofins Sample No.			M22- Jn0050581	M22- Jn0050582	M22- Jn0050583	M22- Jn0050584
Date Sampled			Jun 21, 2022	Jun 21, 2022	Jun 21, 2022	Jun 21, 2022
Test/Reference	LOR	Unit				
Heavy Metals						
Mercury	0.1	mg/kg	< 0.1	< 0.1	< 0.1	< 0.1
Molybdenum	5	mg/kg	< 5	< 5	< 5	< 5
Nickel	5	mg/kg	25	< 5	6.0	39
Selenium	2	mg/kg	< 2	< 2	< 2	< 2
Silver	2	mg/kg	< 2	< 2	< 2	< 2
Tin	10	mg/kg	< 10	< 10	< 10	< 10
Vanadium	10	mg/kg	16	15	< 10	33
Zinc	5	mg/kg	< 5	< 5	70	140
% Moisture						
	1	%	8.7	9.9	34	11
Organochlorine Pesticides						
Chlordanes - Total	0.1	mg/kg	-	-	< 0.1	-
4,4'-DDD	0.05	mg/kg	-	-	< 0.05	-
4,4'-DDE	0.05	mg/kg	-	-	< 0.05	-
4,4'-DDT	0.05	mg/kg	-	-	< 0.05	-
a-HCH	0.05	mg/kg	-	-	< 0.05	-
Aldrin	0.05	mg/kg	-	-	< 0.05	-
b-HCH	0.05	mg/kg	-	-	< 0.05	-
d-HCH	0.05	mg/kg	-	-	< 0.05	-
Dieldrin	0.05	mg/kg	-	-	< 0.05	-
Endosulfan I	0.05	mg/kg	-	-	< 0.05	-
Endosulfan II	0.05	mg/kg	-	-	< 0.05	-
Endosulfan sulphate	0.05	mg/kg	-	-	< 0.05	-
Endrin	0.05	mg/kg	-	-	< 0.05	-
Endrin aldehyde	0.05	mg/kg	-	-	< 0.05	-
Endrin ketone	0.05	mg/kg	-	-	< 0.05	-
g-HCH (Lindane)	0.05	mg/kg	-	-	< 0.05	-
Heptachlor	0.05	mg/kg	-	-	< 0.05	-
Heptachlor epoxide	0.05	mg/kg	-	-	< 0.05	-
Hexachlorobenzene	0.05	mg/kg	-	-	< 0.05	-
Methoxychlor	0.05	mg/kg	-	-	< 0.05	-
Toxaphene	0.5	mg/kg	-	-	< 0.5	-
Aldrin and Dieldrin (Total)*	0.05	mg/kg	-	-	< 0.05	-
DDT + DDE + DDD (Total)*	0.05	mg/kg	-	-	< 0.05	-
Vic EPA IWRG 621 OCP (Total)*	0.1	mg/kg	-	-	< 0.1	-
Vic EPA IWRG 621 Other OCP (Total)*	0.1	mg/kg	-	-	< 0.1	-
Dibutylchloroendate (surr.)	1	%	-	-	83	-
Tetrachloro-m-xylene (surr.)	1	%	-	-	122	-
Total Recoverable Hydrocarbons						
TRH C6-C9	20	mg/kg	-	-	-	< 20
TRH C10-C14	20	mg/kg	-	-	-	< 20
TRH C15-C28	50	mg/kg	-	-	-	< 50
TRH C29-C36	50	mg/kg	-	-	-	< 50
TRH C10-C36 (Total)	50	mg/kg	-	-	-	< 50
Naphthalene ^{N02}	0.5	mg/kg	-	-	-	< 0.5
TRH C6-C10	20	mg/kg	-	-	-	< 20
TRH C6-C10 less BTEX (F1) ^{N04}	20	mg/kg	-	-	-	< 20
TRH >C10-C16	50	mg/kg	-	-	-	< 50
TRH >C10-C16 less Naphthalene (F2) ^{N01}	50	mg/kg	-	-	-	< 50

Client Sample ID			BH01/0.0-0.1	BH01/0.5-0.6	BH02/0.0-0.1	BH03/0.0-0.1
Sample Matrix			Soil	Soil	Soil	Soil
Eurofins Sample No.			M22-Jn0050581	M22-Jn0050582	M22-Jn0050583	M22-Jn0050584
Date Sampled			Jun 21, 2022	Jun 21, 2022	Jun 21, 2022	Jun 21, 2022
Test/Reference	LOR	Unit				
Total Recoverable Hydrocarbons						
TRH >C16-C34	100	mg/kg	-	-	-	< 100
TRH >C34-C40	100	mg/kg	-	-	-	< 100
TRH >C10-C40 (total)*	100	mg/kg	-	-	-	< 100

Client Sample ID			BH04/0.0-0.1	BH05/0.0-0.1	BH06/0.0-0.1	TP01/0.7-0.8
Sample Matrix			Soil	Soil	Soil	Soil
Eurofins Sample No.			M22-Jn0050585	M22-Jn0050586	M22-Jn0050587	M22-Jn0050588
Date Sampled			Jun 21, 2022	Jun 21, 2022	Jun 21, 2022	Jun 21, 2022
Test/Reference	LOR	Unit				
Polycyclic Aromatic Hydrocarbons						
Benzo(a)pyrene TEQ (lower bound) *	0.5	mg/kg	< 0.5	< 0.5	< 0.5	< 0.5
Benzo(a)pyrene TEQ (medium bound) *	0.5	mg/kg	0.6	0.6	0.6	0.6
Benzo(a)pyrene TEQ (upper bound) *	0.5	mg/kg	1.2	1.2	1.2	1.2
Acenaphthene	0.5	mg/kg	< 0.5	< 0.5	< 0.5	< 0.5
Acenaphthylene	0.5	mg/kg	< 0.5	< 0.5	< 0.5	< 0.5
Anthracene	0.5	mg/kg	< 0.5	< 0.5	< 0.5	< 0.5
Benz(a)anthracene	0.5	mg/kg	< 0.5	< 0.5	< 0.5	< 0.5
Benzo(a)pyrene	0.5	mg/kg	< 0.5	< 0.5	< 0.5	< 0.5
Benzo(b&j)fluoranthene ^{N07}	0.5	mg/kg	< 0.5	< 0.5	< 0.5	< 0.5
Benzo(g,h,i)perylene	0.5	mg/kg	< 0.5	< 0.5	< 0.5	< 0.5
Benzo(k)fluoranthene	0.5	mg/kg	< 0.5	< 0.5	< 0.5	< 0.5
Chrysene	0.5	mg/kg	< 0.5	< 0.5	< 0.5	< 0.5
Dibenz(a,h)anthracene	0.5	mg/kg	< 0.5	< 0.5	< 0.5	< 0.5
Fluoranthene	0.5	mg/kg	< 0.5	< 0.5	< 0.5	< 0.5
Fluorene	0.5	mg/kg	< 0.5	< 0.5	< 0.5	< 0.5
Indeno(1.2.3-cd)pyrene	0.5	mg/kg	< 0.5	< 0.5	< 0.5	< 0.5
Naphthalene	0.5	mg/kg	< 0.5	< 0.5	< 0.5	< 0.5
Phenanthrene	0.5	mg/kg	< 0.5	< 0.5	< 0.5	< 0.5
Pyrene	0.5	mg/kg	< 0.5	< 0.5	< 0.5	< 0.5
Total PAH*	0.5	mg/kg	< 0.5	< 0.5	< 0.5	< 0.5
2-Fluorobiphenyl (surr.)	1	%	95	51	73	52
p-Terphenyl-d14 (surr.)	1	%	120	61	59	69
Heavy Metals						
Antimony	10	mg/kg	< 10	< 10	< 10	< 10
Arsenic	2	mg/kg	2.5	28	5.8	3.5
Barium	10	mg/kg	45	97	130	46
Beryllium	2	mg/kg	< 2	< 2	< 2	< 2
Boron	10	mg/kg	13	< 10	< 10	< 10
Cadmium	0.4	mg/kg	< 0.4	1.5	< 0.4	< 0.4
Chromium	5	mg/kg	6.6	23	48	26
Cobalt	5	mg/kg	< 5	11	20	5.7
Copper	5	mg/kg	12	28	36	5.6
Iron	20	mg/kg	6300	18000	37000	26000
Lead	5	mg/kg	88	150	18	10
Manganese	5	mg/kg	110	330	510	87
Mercury	0.1	mg/kg	< 0.1	< 0.1	< 0.1	< 0.1
Molybdenum	5	mg/kg	< 5	< 5	< 5	< 5

Client Sample ID			BH04/0.0-0.1	BH05/0.0-0.1	BH06/0.0-0.1	TP01/0.7-0.8
Sample Matrix			Soil	Soil	Soil	Soil
Eurofins Sample No.			M22- Jn0050585	M22- Jn0050586	M22- Jn0050587	M22- Jn0050588
Date Sampled			Jun 21, 2022	Jun 21, 2022	Jun 21, 2022	Jun 21, 2022
Test/Reference	LOR	Unit				
Heavy Metals						
Nickel	5	mg/kg	< 5	45	69	11
Selenium	2	mg/kg	< 2	< 2	< 2	< 2
Silver	2	mg/kg	< 2	< 2	< 2	< 2
Tin	10	mg/kg	< 10	< 10	< 10	< 10
Vanadium	10	mg/kg	< 10	29	34	54
Zinc	5	mg/kg	330	1400	170	9.2
% Moisture						
% Moisture	1	%	22	38	22	14
Chromium (hexavalent)	1	mg/kg	-	< 1	< 1	-
Cyanide (total)	5	mg/kg	-	< 5	< 5	-
Fluoride (Total)	100	mg/kg	-	< 100	< 100	-
pH (1:5 Aqueous extract at 25°C as rec.)	0.1	pH Units	-	6.9	6.4	-
Organochlorine Pesticides						
Chlordanes - Total	0.1	mg/kg	-	< 0.1	< 0.1	-
4,4'-DDD	0.05	mg/kg	-	< 0.05	< 0.05	-
4,4'-DDE	0.05	mg/kg	-	< 0.05	< 0.05	-
4,4'-DDT	0.05	mg/kg	-	< 0.05	< 0.05	-
a-HCH	0.05	mg/kg	-	< 0.05	< 0.05	-
Aldrin	0.05	mg/kg	-	< 0.05	< 0.05	-
b-HCH	0.05	mg/kg	-	< 0.05	< 0.05	-
d-HCH	0.05	mg/kg	-	< 0.05	< 0.05	-
Dieldrin	0.05	mg/kg	-	< 0.05	< 0.05	-
Endosulfan I	0.05	mg/kg	-	< 0.05	< 0.05	-
Endosulfan II	0.05	mg/kg	-	< 0.05	< 0.05	-
Endosulfan sulphate	0.05	mg/kg	-	< 0.05	< 0.05	-
Endrin	0.05	mg/kg	-	< 0.05	< 0.05	-
Endrin aldehyde	0.05	mg/kg	-	< 0.05	< 0.05	-
Endrin ketone	0.05	mg/kg	-	< 0.05	< 0.05	-
g-HCH (Lindane)	0.05	mg/kg	-	< 0.05	< 0.05	-
Heptachlor	0.05	mg/kg	-	< 0.05	< 0.05	-
Heptachlor epoxide	0.05	mg/kg	-	< 0.05	< 0.05	-
Hexachlorobenzene	0.05	mg/kg	-	< 0.05	< 0.05	-
Methoxychlor	0.05	mg/kg	-	< 0.05	< 0.05	-
Toxaphene	0.5	mg/kg	-	< 0.5	< 0.5	-
Aldrin and Dieldrin (Total)*	0.05	mg/kg	-	< 0.05	< 0.05	-
DDT + DDE + DDD (Total)*	0.05	mg/kg	-	< 0.05	< 0.05	-
Vic EPA IWRG 621 OCP (Total)*	0.1	mg/kg	-	< 0.1	< 0.1	-
Vic EPA IWRG 621 Other OCP (Total)*	0.1	mg/kg	-	< 0.1	< 0.1	-
Dibutylchloroendate (surr.)	1	%	-	90	120	-
Tetrachloro-m-xylene (surr.)	1	%	-	67	72	-
Total Recoverable Hydrocarbons						
TRH C6-C9	20	mg/kg	< 20	< 20	< 20	< 20
TRH C10-C14	20	mg/kg	< 20	< 20	< 20	< 20
TRH C15-C28	50	mg/kg	< 50	97	< 50	< 50
TRH C29-C36	50	mg/kg	< 50	57	< 50	< 50
TRH C10-C36 (Total)	50	mg/kg	< 50	154	< 50	< 50
Naphthalene ^{N02}	0.5	mg/kg	< 0.5	< 0.5	< 0.5	< 0.5
TRH C6-C10	20	mg/kg	< 20	< 20	< 20	< 20
TRH C6-C10 less BTEX (F1) ^{N04}	20	mg/kg	< 20	< 20	< 20	< 20

Client Sample ID			BH04/0.0-0.1	BH05/0.0-0.1	BH06/0.0-0.1	TP01/0.7-0.8
Sample Matrix			Soil	Soil	Soil	Soil
Eurofins Sample No.			M22- Jn0050585	M22- Jn0050586	M22- Jn0050587	M22- Jn0050588
Date Sampled			Jun 21, 2022	Jun 21, 2022	Jun 21, 2022	Jun 21, 2022
Test/Reference	LOR	Unit				
Total Recoverable Hydrocarbons						
TRH >C10-C16	50	mg/kg	< 50	< 50	< 50	< 50
TRH >C10-C16 less Naphthalene (F2) ^{N01}	50	mg/kg	< 50	< 50	< 50	< 50
TRH >C16-C34	100	mg/kg	< 100	130	< 100	< 100
TRH >C34-C40	100	mg/kg	< 100	< 100	< 100	< 100
TRH >C10-C40 (total)*	100	mg/kg	< 100	130	< 100	< 100
Volatile Organics						
Styrene	0.5	mg/kg	-	< 0.5	< 0.5	-
BTEX						
Benzene	0.1	mg/kg	-	< 0.1	< 0.1	-
Toluene	0.1	mg/kg	-	< 0.1	< 0.1	-
Ethylbenzene	0.1	mg/kg	-	< 0.1	< 0.1	-
m&p-Xylenes	0.2	mg/kg	-	< 0.2	< 0.2	-
o-Xylene	0.1	mg/kg	-	< 0.1	< 0.1	-
Xylenes - Total*	0.3	mg/kg	-	< 0.3	< 0.3	-
4-Bromofluorobenzene (surr.)	1	%	-	75	81	-
Halogenated Volatile Organics						
1.1-Dichloroethane	0.5	mg/kg	-	< 0.5	< 0.5	-
1.1-Dichloroethene	0.5	mg/kg	-	< 0.5	< 0.5	-
1.1.1-Trichloroethane	0.5	mg/kg	-	< 0.5	< 0.5	-
1.1.1.2-Tetrachloroethane	0.5	mg/kg	-	< 0.5	< 0.5	-
1.1.2-Trichloroethane	0.5	mg/kg	-	< 0.5	< 0.5	-
1.1.2.2-Tetrachloroethane	0.5	mg/kg	-	< 0.5	< 0.5	-
1.2-Dibromoethane	0.5	mg/kg	-	< 0.5	< 0.5	-
1.2-Dichlorobenzene	0.5	mg/kg	-	< 0.5	< 0.5	-
1.2-Dichloroethane	0.5	mg/kg	-	< 0.5	< 0.5	-
1.2-Dichloropropane	0.5	mg/kg	-	< 0.5	< 0.5	-
1.2.3-Trichloropropane	0.5	mg/kg	-	< 0.5	< 0.5	-
1.3-Dichlorobenzene	0.5	mg/kg	-	< 0.5	< 0.5	-
1.3-Dichloropropane	0.5	mg/kg	-	< 0.5	< 0.5	-
1.4-Dichlorobenzene	0.5	mg/kg	-	< 0.5	< 0.5	-
Bromodichloromethane	0.5	mg/kg	-	< 0.5	< 0.5	-
Bromoform	0.5	mg/kg	-	< 0.5	< 0.5	-
Bromomethane	0.5	mg/kg	-	< 0.5	< 0.5	-
Carbon Tetrachloride	0.5	mg/kg	-	< 0.5	< 0.5	-
Chlorobenzene	0.5	mg/kg	-	< 0.5	< 0.5	-
Chloroform	0.5	mg/kg	-	< 0.5	< 0.5	-
Chloromethane	0.5	mg/kg	-	< 0.5	< 0.5	-
cis-1.2-Dichloroethene	0.5	mg/kg	-	< 0.5	< 0.5	-
cis-1.3-Dichloropropene	0.5	mg/kg	-	< 0.5	< 0.5	-
Dibromochloromethane	0.5	mg/kg	-	< 0.5	< 0.5	-
Dibromomethane	0.5	mg/kg	-	< 0.5	< 0.5	-
Iodomethane	0.5	mg/kg	-	< 0.5	< 0.5	-
Methylene Chloride	0.5	mg/kg	-	< 0.5	< 0.5	-
Tetrachloroethene	0.5	mg/kg	-	< 0.5	< 0.5	-
trans-1.2-Dichloroethene	0.5	mg/kg	-	< 0.5	< 0.5	-
trans-1.3-Dichloropropene	0.5	mg/kg	-	< 0.5	< 0.5	-
Trichloroethene	0.5	mg/kg	-	< 0.5	< 0.5	-
Trichlorofluoromethane	0.5	mg/kg	-	< 0.5	< 0.5	-
Vinyl chloride	0.5	mg/kg	-	< 0.5	< 0.5	-

Client Sample ID			BH04/0.0-0.1	BH05/0.0-0.1	BH06/0.0-0.1	TP01/0.7-0.8
Sample Matrix			Soil	Soil	Soil	Soil
Eurofins Sample No.			M22- Jn0050585	M22- Jn0050586	M22- Jn0050587	M22- Jn0050588
Date Sampled			Jun 21, 2022	Jun 21, 2022	Jun 21, 2022	Jun 21, 2022
Test/Reference	LOR	Unit				
Halogenated Volatile Organics						
Vic EPA IWRG 621 CHC (Total)*	0.5	mg/kg	-	< 0.5	< 0.5	-
Vic EPA IWRG 621 Other CHC (Total)*	0.5	mg/kg	-	< 0.5	< 0.5	-
4-Bromofluorobenzene (surr.)	1	%	-	75	81	-
Toluene-d8 (surr.)	1	%	-	77	80	-
Chlorinated Hydrocarbons						
1.2-Dichlorobenzene	0.5	mg/kg	-	< 0.5	< 0.5	-
1.2.3-Trichlorobenzene	0.5	mg/kg	-	< 0.5	< 0.5	-
1.2.3.4-Tetrachlorobenzene	0.5	mg/kg	-	< 0.5	< 0.5	-
1.2.3.5-Tetrachlorobenzene	0.5	mg/kg	-	< 0.5	< 0.5	-
1.2.4-Trichlorobenzene	0.5	mg/kg	-	< 0.5	< 0.5	-
1.2.4.5-Tetrachlorobenzene	0.5	mg/kg	-	< 0.5	< 0.5	-
1.3-Dichlorobenzene	0.5	mg/kg	-	< 0.5	< 0.5	-
1.3.5-Trichlorobenzene	0.5	mg/kg	-	< 0.5	< 0.5	-
1.4-Dichlorobenzene	0.5	mg/kg	-	< 0.5	< 0.5	-
Benzal chloride	0.05	mg/kg	-	< 0.05	< 0.05	-
Benzotrichloride	0.05	mg/kg	-	< 0.05	< 0.05	-
Benzyl chloride	0.5	mg/kg	-	< 0.5	< 0.5	-
Hexachlorobenzene	0.5	mg/kg	-	< 0.5	< 0.5	-
Hexachlorobutadiene	0.5	mg/kg	-	< 0.5	< 0.5	-
Hexachlorocyclopentadiene	0.5	mg/kg	-	< 0.5	< 0.5	-
Hexachloroethane	0.5	mg/kg	-	< 0.5	< 0.5	-
Pentachlorobenzene	0.5	mg/kg	-	< 0.5	< 0.5	-
Tetrachloro-m-xylene (surr.)	1	%	-	67	72	-
Polychlorinated Biphenyls						
Aroclor-1016	0.1	mg/kg	-	< 0.1	< 0.1	-
Aroclor-1221	0.1	mg/kg	-	< 0.1	< 0.1	-
Aroclor-1232	0.1	mg/kg	-	< 0.1	< 0.1	-
Aroclor-1242	0.1	mg/kg	-	< 0.1	< 0.1	-
Aroclor-1248	0.1	mg/kg	-	< 0.1	< 0.1	-
Aroclor-1254	0.1	mg/kg	-	< 0.1	< 0.1	-
Aroclor-1260	0.1	mg/kg	-	< 0.1	< 0.1	-
Total PCB*	0.1	mg/kg	-	< 0.1	< 0.1	-
Dibutylchloroendate (surr.)	1	%	-	90	120	-
Tetrachloro-m-xylene (surr.)	1	%	-	67	72	-
Phenols (Halogenated)						
2-Chlorophenol	0.5	mg/kg	-	< 0.5	< 0.5	-
2,4-Dichlorophenol	0.5	mg/kg	-	< 0.5	< 0.5	-
2,4,5-Trichlorophenol	1	mg/kg	-	< 1	< 1	-
2,4,6-Trichlorophenol	1	mg/kg	-	< 1	< 1	-
2,6-Dichlorophenol	0.5	mg/kg	-	< 0.5	< 0.5	-
4-Chloro-3-methylphenol	1	mg/kg	-	< 1	< 1	-
Pentachlorophenol	1	mg/kg	-	< 1	< 1	-
Tetrachlorophenols - Total	10	mg/kg	-	< 10	< 10	-
Total Halogenated Phenol*	1	mg/kg	-	< 1	< 1	-

Client Sample ID			BH04/0.0-0.1	BH05/0.0-0.1	BH06/0.0-0.1	TP01/0.7-0.8
Sample Matrix			Soil	Soil	Soil	Soil
Eurofins Sample No.			M22- Jn0050585	M22- Jn0050586	M22- Jn0050587	M22- Jn0050588
Date Sampled			Jun 21, 2022	Jun 21, 2022	Jun 21, 2022	Jun 21, 2022
Test/Reference	LOR	Unit				
Phenols (non-Halogenated)						
2-Cyclohexyl-4.6-dinitrophenol	20	mg/kg	-	< 20	< 20	-
2-Methyl-4.6-dinitrophenol	5	mg/kg	-	< 5	< 5	-
2-Nitrophenol	1.0	mg/kg	-	< 1	< 1	-
2.4-Dimethylphenol	0.5	mg/kg	-	< 0.5	< 0.5	-
2.4-Dinitrophenol	5	mg/kg	-	< 5	< 5	-
2-Methylphenol (o-Cresol)	0.2	mg/kg	-	< 0.2	< 0.2	-
3&4-Methylphenol (m&p-Cresol)	0.4	mg/kg	-	< 0.4	< 0.4	-
Total cresols*	0.5	mg/kg	-	< 0.5	< 0.5	-
4-Nitrophenol	5	mg/kg	-	< 5	< 5	-
Dinoseb	20	mg/kg	-	< 20	< 20	-
Phenol	0.5	mg/kg	-	< 0.5	< 0.5	-
Phenol-d6 (surr.)	1	%	-	53	67	-
Total Non-Halogenated Phenol*	20	mg/kg	-	< 20	< 20	-

Client Sample ID			TP01/2.0-2.1	TP01/3.0-3.1	TP02/0.0-0.1	TP02/0.9-1.0
Sample Matrix			Soil	Soil	Soil	Soil
Eurofins Sample No.			M22- Jn0050589	M22- Jn0050590	M22- Jn0050591	M22- Jn0050592
Date Sampled			Jun 21, 2022	Jun 21, 2022	Jun 21, 2022	Jun 21, 2022
Test/Reference	LOR	Unit				
Polycyclic Aromatic Hydrocarbons						
Benzo(a)pyrene TEQ (lower bound) *	0.5	mg/kg	< 0.5	< 0.5	< 0.5	< 0.5
Benzo(a)pyrene TEQ (medium bound) *	0.5	mg/kg	0.6	0.6	0.6	0.6
Benzo(a)pyrene TEQ (upper bound) *	0.5	mg/kg	1.2	1.2	1.2	1.2
Acenaphthene	0.5	mg/kg	< 0.5	< 0.5	< 0.5	< 0.5
Acenaphthylene	0.5	mg/kg	< 0.5	< 0.5	< 0.5	< 0.5
Anthracene	0.5	mg/kg	< 0.5	< 0.5	< 0.5	< 0.5
Benz(a)anthracene	0.5	mg/kg	< 0.5	< 0.5	< 0.5	< 0.5
Benzo(a)pyrene	0.5	mg/kg	< 0.5	< 0.5	< 0.5	< 0.5
Benzo(b&j)fluoranthene ^{N07}	0.5	mg/kg	< 0.5	< 0.5	< 0.5	< 0.5
Benzo(g,h,i)perylene	0.5	mg/kg	< 0.5	< 0.5	< 0.5	< 0.5
Benzo(k)fluoranthene	0.5	mg/kg	< 0.5	< 0.5	< 0.5	< 0.5
Chrysene	0.5	mg/kg	< 0.5	< 0.5	< 0.5	< 0.5
Dibenz(a,h)anthracene	0.5	mg/kg	< 0.5	< 0.5	< 0.5	< 0.5
Fluoranthene	0.5	mg/kg	< 0.5	< 0.5	< 0.5	< 0.5
Fluorene	0.5	mg/kg	< 0.5	< 0.5	< 0.5	< 0.5
Indeno(1.2.3-cd)pyrene	0.5	mg/kg	< 0.5	< 0.5	< 0.5	< 0.5
Naphthalene	0.5	mg/kg	< 0.5	< 0.5	< 0.5	< 0.5
Phenanthrene	0.5	mg/kg	< 0.5	< 0.5	< 0.5	< 0.5
Pyrene	0.5	mg/kg	< 0.5	< 0.5	< 0.5	< 0.5
Total PAH*	0.5	mg/kg	< 0.5	< 0.5	< 0.5	< 0.5
2-Fluorobiphenyl (surr.)	1	%	91	85	108	100
p-Terphenyl-d14 (surr.)	1	%	84	91	122	115
Heavy Metals						
Antimony	10	mg/kg	< 10	-	< 10	-
Arsenic	2	mg/kg	< 2	-	3.4	-
Barium	10	mg/kg	51	-	71	-
Beryllium	2	mg/kg	< 2	-	< 2	-

Client Sample ID			TP01/2.0-2.1	TP01/3.0-3.1	TP02/0.0-0.1	TP02/0.9-1.0
Sample Matrix			Soil	Soil	Soil	Soil
Eurofins Sample No.			M22- Jn0050589	M22- Jn0050590	M22- Jn0050591	M22- Jn0050592
Date Sampled			Jun 21, 2022	Jun 21, 2022	Jun 21, 2022	Jun 21, 2022
Test/Reference	LOR	Unit				
Heavy Metals						
Boron	10	mg/kg	< 10	-	< 10	-
Cadmium	0.4	mg/kg	< 0.4	-	< 0.4	-
Chromium	5	mg/kg	27	-	16	-
Cobalt	5	mg/kg	5.6	-	5.6	-
Copper	5	mg/kg	9.2	-	13	-
Iron	20	mg/kg	20000	-	17000	-
Lead	5	mg/kg	9.1	-	28	-
Manganese	5	mg/kg	120	-	190	-
Mercury	0.1	mg/kg	< 0.1	-	< 0.1	-
Molybdenum	5	mg/kg	< 5	-	< 5	-
Nickel	5	mg/kg	12	-	10	-
Selenium	2	mg/kg	< 2	-	< 2	-
Silver	2	mg/kg	< 2	-	< 2	-
Tin	10	mg/kg	< 10	-	< 10	-
Vanadium	10	mg/kg	53	-	45	-
Zinc	5	mg/kg	15	-	55	-
% Moisture						
% Moisture	1	%	18	23	14	9.3
Chromium (hexavalent)	1	mg/kg	< 1	-	-	-
Cyanide (total)	5	mg/kg	< 5	-	-	-
Fluoride (Total)	100	mg/kg	< 100	-	-	-
pH (1:5 Aqueous extract at 25°C as rec.)	0.1	pH Units	7.5	-	-	-
Organochlorine Pesticides						
Chlordanes - Total	0.1	mg/kg	< 0.1	< 0.1	< 0.1	< 0.1
4,4'-DDD	0.05	mg/kg	< 0.05	< 0.05	< 0.05	< 0.05
4,4'-DDE	0.05	mg/kg	< 0.05	< 0.05	< 0.05	< 0.05
4,4'-DDT	0.05	mg/kg	< 0.05	< 0.05	< 0.05	< 0.05
a-HCH	0.05	mg/kg	< 0.05	< 0.05	< 0.05	< 0.05
Aldrin	0.05	mg/kg	< 0.05	< 0.05	< 0.05	< 0.05
b-HCH	0.05	mg/kg	< 0.05	< 0.05	< 0.05	< 0.05
d-HCH	0.05	mg/kg	< 0.05	< 0.05	< 0.05	< 0.05
Dieldrin	0.05	mg/kg	< 0.05	< 0.05	< 0.05	< 0.05
Endosulfan I	0.05	mg/kg	< 0.05	< 0.05	< 0.05	< 0.05
Endosulfan II	0.05	mg/kg	< 0.05	< 0.05	< 0.05	< 0.05
Endosulfan sulphate	0.05	mg/kg	< 0.05	< 0.05	< 0.05	< 0.05
Endrin	0.05	mg/kg	< 0.05	< 0.05	< 0.05	< 0.05
Endrin aldehyde	0.05	mg/kg	< 0.05	< 0.05	< 0.05	< 0.05
Endrin ketone	0.05	mg/kg	< 0.05	< 0.05	< 0.05	< 0.05
g-HCH (Lindane)	0.05	mg/kg	< 0.05	< 0.05	< 0.05	< 0.05
Heptachlor	0.05	mg/kg	< 0.05	< 0.05	< 0.05	< 0.05
Heptachlor epoxide	0.05	mg/kg	< 0.05	< 0.05	< 0.05	< 0.05
Hexachlorobenzene	0.05	mg/kg	< 0.05	< 0.05	< 0.05	< 0.05
Methoxychlor	0.05	mg/kg	< 0.05	< 0.05	< 0.05	< 0.05
Toxaphene	0.5	mg/kg	< 0.5	< 0.5	< 0.5	< 0.5
Aldrin and Dieldrin (Total)*	0.05	mg/kg	< 0.05	< 0.05	< 0.05	< 0.05
DDT + DDE + DDD (Total)*	0.05	mg/kg	< 0.05	< 0.05	< 0.05	< 0.05
Vic EPA IWRG 621 OCP (Total)*	0.1	mg/kg	< 0.1	< 0.1	< 0.1	< 0.1
Vic EPA IWRG 621 Other OCP (Total)*	0.1	mg/kg	< 0.1	< 0.1	< 0.1	< 0.1
Dibutylchlorendate (surr.)	1	%	136	112	89	79
Tetrachloro-m-xylene (surr.)	1	%	57	75	122	117

Client Sample ID			TP01/2.0-2.1	TP01/3.0-3.1	TP02/0.0-0.1	TP02/0.9-1.0
Sample Matrix			Soil	Soil	Soil	Soil
Eurofins Sample No.			M22- Jn0050589	M22- Jn0050590	M22- Jn0050591	M22- Jn0050592
Date Sampled			Jun 21, 2022	Jun 21, 2022	Jun 21, 2022	Jun 21, 2022
Test/Reference	LOR	Unit				
Total Recoverable Hydrocarbons						
TRH C6-C9	20	mg/kg	< 20	-	-	-
TRH C10-C14	20	mg/kg	< 20	-	-	-
TRH C15-C28	50	mg/kg	< 50	-	-	-
TRH C29-C36	50	mg/kg	< 50	-	-	-
TRH C10-C36 (Total)	50	mg/kg	< 50	-	-	-
Naphthalene ^{N02}	0.5	mg/kg	< 0.5	-	-	-
TRH C6-C10	20	mg/kg	< 20	-	-	-
TRH C6-C10 less BTEX (F1) ^{N04}	20	mg/kg	< 20	-	-	-
TRH >C10-C16	50	mg/kg	< 50	-	-	-
TRH >C10-C16 less Naphthalene (F2) ^{N01}	50	mg/kg	< 50	-	-	-
TRH >C16-C34	100	mg/kg	< 100	-	-	-
TRH >C34-C40	100	mg/kg	< 100	-	-	-
TRH >C10-C40 (total)*	100	mg/kg	< 100	-	-	-
Volatile Organics						
Styrene	0.5	mg/kg	< 0.5	-	-	-
BTEX						
Benzene	0.1	mg/kg	< 0.1	-	-	-
Toluene	0.1	mg/kg	< 0.1	-	-	-
Ethylbenzene	0.1	mg/kg	< 0.1	-	-	-
m&p-Xylenes	0.2	mg/kg	< 0.2	-	-	-
o-Xylene	0.1	mg/kg	< 0.1	-	-	-
Xylenes - Total*	0.3	mg/kg	< 0.3	-	-	-
4-Bromofluorobenzene (surr.)	1	%	82	-	-	-
Halogenated Volatile Organics						
1.1-Dichloroethane	0.5	mg/kg	< 0.5	-	-	-
1.1-Dichloroethene	0.5	mg/kg	< 0.5	-	-	-
1.1.1-Trichloroethane	0.5	mg/kg	< 0.5	-	-	-
1.1.1.2-Tetrachloroethane	0.5	mg/kg	< 0.5	-	-	-
1.1.2-Trichloroethane	0.5	mg/kg	< 0.5	-	-	-
1.1.2.2-Tetrachloroethane	0.5	mg/kg	< 0.5	-	-	-
1.2-Dibromoethane	0.5	mg/kg	< 0.5	-	-	-
1.2-Dichlorobenzene	0.5	mg/kg	< 0.5	-	-	-
1.2-Dichloroethane	0.5	mg/kg	< 0.5	-	-	-
1.2-Dichloropropane	0.5	mg/kg	< 0.5	-	-	-
1.2.3-Trichloropropane	0.5	mg/kg	< 0.5	-	-	-
1.3-Dichlorobenzene	0.5	mg/kg	< 0.5	-	-	-
1.3-Dichloropropane	0.5	mg/kg	< 0.5	-	-	-
1.4-Dichlorobenzene	0.5	mg/kg	< 0.5	-	-	-
Bromodichloromethane	0.5	mg/kg	< 0.5	-	-	-
Bromoform	0.5	mg/kg	< 0.5	-	-	-
Bromomethane	0.5	mg/kg	< 0.5	-	-	-
Carbon Tetrachloride	0.5	mg/kg	< 0.5	-	-	-
Chlorobenzene	0.5	mg/kg	< 0.5	-	-	-
Chloroform	0.5	mg/kg	< 0.5	-	-	-
Chloromethane	0.5	mg/kg	< 0.5	-	-	-
cis-1.2-Dichloroethene	0.5	mg/kg	< 0.5	-	-	-
cis-1.3-Dichloropropene	0.5	mg/kg	< 0.5	-	-	-
Dibromochloromethane	0.5	mg/kg	< 0.5	-	-	-
Dibromomethane	0.5	mg/kg	< 0.5	-	-	-

Client Sample ID			TP01/2.0-2.1	TP01/3.0-3.1	TP02/0.0-0.1	TP02/0.9-1.0
Sample Matrix			Soil	Soil	Soil	Soil
Eurofins Sample No.			M22- Jn0050589	M22- Jn0050590	M22- Jn0050591	M22- Jn0050592
Date Sampled			Jun 21, 2022	Jun 21, 2022	Jun 21, 2022	Jun 21, 2022
Test/Reference	LOR	Unit				
Halogenated Volatile Organics						
Iodomethane	0.5	mg/kg	< 0.5	-	-	-
Methylene Chloride	0.5	mg/kg	< 0.5	-	-	-
Tetrachloroethene	0.5	mg/kg	< 0.5	-	-	-
trans-1.2-Dichloroethene	0.5	mg/kg	< 0.5	-	-	-
trans-1.3-Dichloropropene	0.5	mg/kg	< 0.5	-	-	-
Trichloroethene	0.5	mg/kg	< 0.5	-	-	-
Trichlorofluoromethane	0.5	mg/kg	< 0.5	-	-	-
Vinyl chloride	0.5	mg/kg	< 0.5	-	-	-
Vic EPA IWRG 621 CHC (Total)*	0.5	mg/kg	< 0.5	-	-	-
Vic EPA IWRG 621 Other CHC (Total)*	0.5	mg/kg	< 0.5	-	-	-
4-Bromofluorobenzene (surr.)	1	%	82	-	-	-
Toluene-d8 (surr.)	1	%	97	-	-	-
Chlorinated Hydrocarbons						
1.2-Dichlorobenzene	0.5	mg/kg	< 0.5	-	-	-
1.2.3-Trichlorobenzene	0.5	mg/kg	< 0.5	-	-	-
1.2.3.4-Tetrachlorobenzene	0.5	mg/kg	< 0.5	-	-	-
1.2.3.5-Tetrachlorobenzene	0.5	mg/kg	< 0.5	-	-	-
1.2.4-Trichlorobenzene	0.5	mg/kg	< 0.5	-	-	-
1.2.4.5-Tetrachlorobenzene	0.5	mg/kg	< 0.5	-	-	-
1.3-Dichlorobenzene	0.5	mg/kg	< 0.5	-	-	-
1.3.5-Trichlorobenzene	0.5	mg/kg	< 0.5	-	-	-
1.4-Dichlorobenzene	0.5	mg/kg	< 0.5	-	-	-
Benzal chloride	0.05	mg/kg	< 0.05	-	-	-
Benzotrichloride	0.05	mg/kg	< 0.05	-	-	-
Benzyl chloride	0.5	mg/kg	< 0.5	-	-	-
Hexachlorobenzene	0.5	mg/kg	< 0.5	-	-	-
Hexachlorobutadiene	0.5	mg/kg	< 0.5	-	-	-
Hexachlorocyclopentadiene	0.5	mg/kg	< 0.5	-	-	-
Hexachloroethane	0.5	mg/kg	< 0.5	-	-	-
Pentachlorobenzene	0.5	mg/kg	< 0.5	-	-	-
Tetrachloro-m-xylene (surr.)	1	%	57	-	-	-
Polychlorinated Biphenyls						
Aroclor-1016	0.1	mg/kg	< 0.1	-	-	-
Aroclor-1221	0.1	mg/kg	< 0.1	-	-	-
Aroclor-1232	0.1	mg/kg	< 0.1	-	-	-
Aroclor-1242	0.1	mg/kg	< 0.1	-	-	-
Aroclor-1248	0.1	mg/kg	< 0.1	-	-	-
Aroclor-1254	0.1	mg/kg	< 0.1	-	-	-
Aroclor-1260	0.1	mg/kg	< 0.1	-	-	-
Total PCB*	0.1	mg/kg	< 0.1	-	-	-
Dibutylchloroendate (surr.)	1	%	136	-	-	-
Tetrachloro-m-xylene (surr.)	1	%	57	-	-	-
Phenols (Halogenated)						
2-Chlorophenol	0.5	mg/kg	< 0.5	-	-	-
2.4-Dichlorophenol	0.5	mg/kg	< 0.5	-	-	-
2.4.5-Trichlorophenol	1	mg/kg	< 1	-	-	-
2.4.6-Trichlorophenol	1	mg/kg	< 1	-	-	-
2.6-Dichlorophenol	0.5	mg/kg	< 0.5	-	-	-
4-Chloro-3-methylphenol	1	mg/kg	< 1	-	-	-

Client Sample ID			TP01/2.0-2.1	TP01/3.0-3.1	TP02/0.0-0.1	TP02/0.9-1.0
Sample Matrix			Soil	Soil	Soil	Soil
Eurofins Sample No.			M22- Jn0050589	M22- Jn0050590	M22- Jn0050591	M22- Jn0050592
Date Sampled			Jun 21, 2022	Jun 21, 2022	Jun 21, 2022	Jun 21, 2022
Test/Reference	LOR	Unit				
Phenols (Halogenated)						
Pentachlorophenol	1	mg/kg	< 1	-	-	-
Tetrachlorophenols - Total	10	mg/kg	< 10	-	-	-
Total Halogenated Phenol*	1	mg/kg	< 1	-	-	-
Phenols (non-Halogenated)						
2-Cyclohexyl-4.6-dinitrophenol	20	mg/kg	< 20	-	-	-
2-Methyl-4.6-dinitrophenol	5	mg/kg	< 5	-	-	-
2-Nitrophenol	1.0	mg/kg	< 1	-	-	-
2.4-Dimethylphenol	0.5	mg/kg	< 0.5	-	-	-
2.4-Dinitrophenol	5	mg/kg	< 5	-	-	-
2-Methylphenol (o-Cresol)	0.2	mg/kg	< 0.2	-	-	-
3&4-Methylphenol (m&p-Cresol)	0.4	mg/kg	< 0.4	-	-	-
Total cresols*	0.5	mg/kg	< 0.5	-	-	-
4-Nitrophenol	5	mg/kg	< 5	-	-	-
Dinoseb	20	mg/kg	< 20	-	-	-
Phenol	0.5	mg/kg	< 0.5	-	-	-
Phenol-d6 (surr.)	1	%	91	-	-	-
Total Non-Halogenated Phenol*	20	mg/kg	< 20	-	-	-

Client Sample ID			TP03/0.0-0.1	TP03/1.0-1.1	TP03/2.0-2.1	TP03/3.0-3.1
Sample Matrix			Soil	Soil	Soil	Soil
Eurofins Sample No.			M22- Jn0050593	M22- Jn0050594	M22- Jn0050595	M22- Jn0050596
Date Sampled			Jun 21, 2022	Jun 21, 2022	Jun 21, 2022	Jun 21, 2022
Test/Reference	LOR	Unit				
Polycyclic Aromatic Hydrocarbons						
Benzo(a)pyrene TEQ (lower bound) *	0.5	mg/kg	-	< 0.5	< 0.5	< 0.5
Benzo(a)pyrene TEQ (medium bound) *	0.5	mg/kg	-	0.6	0.6	0.6
Benzo(a)pyrene TEQ (upper bound) *	0.5	mg/kg	-	1.2	1.2	1.2
Acenaphthene	0.5	mg/kg	-	< 0.5	< 0.5	< 0.5
Acenaphthylene	0.5	mg/kg	-	< 0.5	< 0.5	< 0.5
Anthracene	0.5	mg/kg	-	< 0.5	< 0.5	< 0.5
Benz(a)anthracene	0.5	mg/kg	-	< 0.5	< 0.5	< 0.5
Benzo(a)pyrene	0.5	mg/kg	-	< 0.5	< 0.5	< 0.5
Benzo(b&j)fluoranthene ^{N07}	0.5	mg/kg	-	< 0.5	< 0.5	< 0.5
Benzo(g,h,i)perylene	0.5	mg/kg	-	< 0.5	< 0.5	< 0.5
Benzo(k)fluoranthene	0.5	mg/kg	-	< 0.5	< 0.5	< 0.5
Chrysene	0.5	mg/kg	-	< 0.5	< 0.5	< 0.5
Dibenz(a,h)anthracene	0.5	mg/kg	-	< 0.5	< 0.5	< 0.5
Fluoranthene	0.5	mg/kg	-	< 0.5	< 0.5	< 0.5
Fluorene	0.5	mg/kg	-	< 0.5	< 0.5	< 0.5
Indeno(1.2.3-cd)pyrene	0.5	mg/kg	-	< 0.5	< 0.5	< 0.5
Naphthalene	0.5	mg/kg	-	< 0.5	< 0.5	< 0.5
Phenanthrene	0.5	mg/kg	-	< 0.5	< 0.5	< 0.5
Pyrene	0.5	mg/kg	-	< 0.5	< 0.5	< 0.5
Total PAH*	0.5	mg/kg	-	< 0.5	< 0.5	< 0.5
2-Fluorobiphenyl (surr.)	1	%	-	80	103	102
p-Terphenyl-d14 (surr.)	1	%	-	118	113	127

Client Sample ID			TP03/0.0-0.1	TP03/1.0-1.1	TP03/2.0-2.1	TP03/3.0-3.1
Sample Matrix			Soil	Soil	Soil	Soil
Eurofins Sample No.			M22- Jn0050593	M22- Jn0050594	M22- Jn0050595	M22- Jn0050596
Date Sampled			Jun 21, 2022	Jun 21, 2022	Jun 21, 2022	Jun 21, 2022
Test/Reference	LOR	Unit				
Heavy Metals						
Antimony	10	mg/kg	< 10	< 10	< 10	-
Arsenic	2	mg/kg	2.3	3.2	3.7	-
Barium	10	mg/kg	85	92	49	-
Beryllium	2	mg/kg	< 2	< 2	< 2	-
Boron	10	mg/kg	< 10	< 10	< 10	-
Cadmium	0.4	mg/kg	< 0.4	< 0.4	< 0.4	-
Chromium	5	mg/kg	41	34	24	-
Cobalt	5	mg/kg	23	18	< 5	-
Copper	5	mg/kg	36	26	< 5	-
Iron	20	mg/kg	40000	33000	21000	-
Lead	5	mg/kg	< 5	11	10	-
Manganese	5	mg/kg	570	320	41	-
Mercury	0.1	mg/kg	< 0.1	< 0.1	< 0.1	-
Molybdenum	5	mg/kg	< 5	< 5	< 5	-
Nickel	5	mg/kg	67	38	6.1	-
Selenium	2	mg/kg	< 2	< 2	< 2	-
Silver	2	mg/kg	< 2	< 2	< 2	-
Tin	10	mg/kg	< 10	< 10	< 10	-
Vanadium	10	mg/kg	43	61	51	-
Zinc	5	mg/kg	57	43	7.4	-
% Moisture						
	1	%	16	16	13	13
Organochlorine Pesticides						
Chlordanes - Total	0.1	mg/kg	-	-	-	< 0.1
4,4'-DDD	0.05	mg/kg	-	-	-	< 0.05
4,4'-DDE	0.05	mg/kg	-	-	-	< 0.05
4,4'-DDT	0.05	mg/kg	-	-	-	< 0.05
a-HCH	0.05	mg/kg	-	-	-	< 0.05
Aldrin	0.05	mg/kg	-	-	-	< 0.05
b-HCH	0.05	mg/kg	-	-	-	< 0.05
d-HCH	0.05	mg/kg	-	-	-	< 0.05
Dieldrin	0.05	mg/kg	-	-	-	< 0.05
Endosulfan I	0.05	mg/kg	-	-	-	< 0.05
Endosulfan II	0.05	mg/kg	-	-	-	< 0.05
Endosulfan sulphate	0.05	mg/kg	-	-	-	< 0.05
Endrin	0.05	mg/kg	-	-	-	< 0.05
Endrin aldehyde	0.05	mg/kg	-	-	-	< 0.05
Endrin ketone	0.05	mg/kg	-	-	-	< 0.05
g-HCH (Lindane)	0.05	mg/kg	-	-	-	< 0.05
Heptachlor	0.05	mg/kg	-	-	-	< 0.05
Heptachlor epoxide	0.05	mg/kg	-	-	-	< 0.05
Hexachlorobenzene	0.05	mg/kg	-	-	-	< 0.05
Methoxychlor	0.05	mg/kg	-	-	-	< 0.05
Toxaphene	0.5	mg/kg	-	-	-	< 0.5
Aldrin and Dieldrin (Total)*	0.05	mg/kg	-	-	-	< 0.05
DDT + DDE + DDD (Total)*	0.05	mg/kg	-	-	-	< 0.05
Vic EPA IWRG 621 OCP (Total)*	0.1	mg/kg	-	-	-	< 0.1
Vic EPA IWRG 621 Other OCP (Total)*	0.1	mg/kg	-	-	-	< 0.1
Dibutylchloroendate (surr.)	1	%	-	-	-	85
Tetrachloro-m-xylene (surr.)	1	%	-	-	-	123

Client Sample ID			TP03/0.0-0.1	TP03/1.0-1.1	TP03/2.0-2.1	TP03/3.0-3.1
Sample Matrix			Soil	Soil	Soil	Soil
Eurofins Sample No.			M22- Jn0050593	M22- Jn0050594	M22- Jn0050595	M22- Jn0050596
Date Sampled			Jun 21, 2022	Jun 21, 2022	Jun 21, 2022	Jun 21, 2022
Test/Reference	LOR	Unit				
Total Recoverable Hydrocarbons						
TRH C6-C9	20	mg/kg	< 20	< 20	-	-
TRH C10-C14	20	mg/kg	< 20	< 20	-	-
TRH C15-C28	50	mg/kg	< 50	< 50	-	-
TRH C29-C36	50	mg/kg	< 50	< 50	-	-
TRH C10-C36 (Total)	50	mg/kg	< 50	< 50	-	-
Naphthalene ^{N02}	0.5	mg/kg	< 0.5	< 0.5	-	-
TRH C6-C10	20	mg/kg	< 20	< 20	-	-
TRH C6-C10 less BTEX (F1) ^{N04}	20	mg/kg	< 20	< 20	-	-
TRH >C10-C16	50	mg/kg	< 50	< 50	-	-
TRH >C10-C16 less Naphthalene (F2) ^{N01}	50	mg/kg	< 50	< 50	-	-
TRH >C16-C34	100	mg/kg	< 100	< 100	-	-
TRH >C34-C40	100	mg/kg	< 100	< 100	-	-
TRH >C10-C40 (total)*	100	mg/kg	< 100	< 100	-	-

Client Sample ID			TP04/0.0-0.1	TP04/1.0-1.1	TP04/2.2-2.3	TP05/0.0-0.1
Sample Matrix			Soil	Soil	Soil	Soil
Eurofins Sample No.			M22- Jn0050597	M22- Jn0050598	M22- Jn0050599	M22- Jn0050600
Date Sampled			Jun 21, 2022	Jun 21, 2022	Jun 21, 2022	Jun 21, 2022
Test/Reference	LOR	Unit				
Polycyclic Aromatic Hydrocarbons						
Benzo(a)pyrene TEQ (lower bound) *	0.5	mg/kg	< 0.5	< 0.5	-	< 0.5
Benzo(a)pyrene TEQ (medium bound) *	0.5	mg/kg	0.6	0.6	-	0.6
Benzo(a)pyrene TEQ (upper bound) *	0.5	mg/kg	1.2	1.2	-	1.2
Acenaphthene	0.5	mg/kg	< 0.5	< 0.5	-	< 0.5
Acenaphthylene	0.5	mg/kg	< 0.5	< 0.5	-	< 0.5
Anthracene	0.5	mg/kg	< 0.5	< 0.5	-	< 0.5
Benz(a)anthracene	0.5	mg/kg	< 0.5	< 0.5	-	< 0.5
Benzo(a)pyrene	0.5	mg/kg	< 0.5	< 0.5	-	< 0.5
Benzo(b&j)fluoranthene ^{N07}	0.5	mg/kg	< 0.5	< 0.5	-	< 0.5
Benzo(g,h,i)perylene	0.5	mg/kg	< 0.5	< 0.5	-	< 0.5
Benzo(k)fluoranthene	0.5	mg/kg	< 0.5	< 0.5	-	< 0.5
Chrysene	0.5	mg/kg	< 0.5	< 0.5	-	< 0.5
Dibenz(a,h)anthracene	0.5	mg/kg	< 0.5	< 0.5	-	< 0.5
Fluoranthene	0.5	mg/kg	< 0.5	< 0.5	-	< 0.5
Fluorene	0.5	mg/kg	< 0.5	< 0.5	-	< 0.5
Indeno(1.2.3-cd)pyrene	0.5	mg/kg	< 0.5	< 0.5	-	< 0.5
Naphthalene	0.5	mg/kg	< 0.5	< 0.5	-	< 0.5
Phenanthrene	0.5	mg/kg	< 0.5	< 0.5	-	< 0.5
Pyrene	0.5	mg/kg	< 0.5	< 0.5	-	< 0.5
Total PAH*	0.5	mg/kg	< 0.5	< 0.5	-	< 0.5
2-Fluorobiphenyl (surr.)	1	%	74	64	-	112
p-Terphenyl-d14 (surr.)	1	%	93	71	-	149
Heavy Metals						
Antimony	10	mg/kg	< 10	-	< 10	< 10
Arsenic	2	mg/kg	8.9	-	8.8	2.9
Barium	10	mg/kg	69	-	72	48
Beryllium	2	mg/kg	< 2	-	2.1	< 2

Client Sample ID			TP04/0.0-0.1	TP04/1.0-1.1	TP04/2.2-2.3	TP05/0.0-0.1
Sample Matrix			Soil	Soil	Soil	Soil
Eurofins Sample No.			M22- Jn0050597	M22- Jn0050598	M22- Jn0050599	M22- Jn0050600
Date Sampled			Jun 21, 2022	Jun 21, 2022	Jun 21, 2022	Jun 21, 2022
Test/Reference	LOR	Unit				
Heavy Metals						
Boron	10	mg/kg	< 10	-	< 10	< 10
Cadmium	0.4	mg/kg	< 0.4	-	< 0.4	< 0.4
Chromium	5	mg/kg	30	-	12	24
Cobalt	5	mg/kg	9.3	-	< 5	10
Copper	5	mg/kg	11	-	< 5	13
Iron	20	mg/kg	43000	-	-	24000
Lead	5	mg/kg	23	-	23	11
Manganese	5	mg/kg	120	-	100	150
Mercury	0.1	mg/kg	< 0.1	-	< 0.1	< 0.1
Molybdenum	5	mg/kg	< 5	-	< 5	< 5
Nickel	5	mg/kg	15	-	< 5	22
Selenium	2	mg/kg	< 2	-	< 2	< 2
Silver	2	mg/kg	< 2	-	< 2	< 2
Tin	10	mg/kg	< 10	-	< 10	< 10
Vanadium	10	mg/kg	84	-	67	40
Zinc	5	mg/kg	32	-	< 5	30
% Moisture						
	1	%	16	13	19	14
Organochlorine Pesticides						
Chlordanes - Total	0.1	mg/kg	-	< 0.1	-	-
4,4'-DDD	0.05	mg/kg	-	< 0.05	-	-
4,4'-DDE	0.05	mg/kg	-	< 0.05	-	-
4,4'-DDT	0.05	mg/kg	-	< 0.05	-	-
a-HCH	0.05	mg/kg	-	< 0.05	-	-
Aldrin	0.05	mg/kg	-	< 0.05	-	-
b-HCH	0.05	mg/kg	-	< 0.05	-	-
d-HCH	0.05	mg/kg	-	< 0.05	-	-
Dieldrin	0.05	mg/kg	-	< 0.05	-	-
Endosulfan I	0.05	mg/kg	-	< 0.05	-	-
Endosulfan II	0.05	mg/kg	-	< 0.05	-	-
Endosulfan sulphate	0.05	mg/kg	-	< 0.05	-	-
Endrin	0.05	mg/kg	-	< 0.05	-	-
Endrin aldehyde	0.05	mg/kg	-	< 0.05	-	-
Endrin ketone	0.05	mg/kg	-	< 0.05	-	-
g-HCH (Lindane)	0.05	mg/kg	-	< 0.05	-	-
Heptachlor	0.05	mg/kg	-	< 0.05	-	-
Heptachlor epoxide	0.05	mg/kg	-	< 0.05	-	-
Hexachlorobenzene	0.05	mg/kg	-	< 0.05	-	-
Methoxychlor	0.05	mg/kg	-	< 0.05	-	-
Toxaphene	0.5	mg/kg	-	< 0.5	-	-
Aldrin and Dieldrin (Total)*	0.05	mg/kg	-	< 0.05	-	-
DDT + DDE + DDD (Total)*	0.05	mg/kg	-	< 0.05	-	-
Vic EPA IWRG 621 OCP (Total)*	0.1	mg/kg	-	< 0.1	-	-
Vic EPA IWRG 621 Other OCP (Total)*	0.1	mg/kg	-	< 0.1	-	-
Dibutylchloroendate (surr.)	1	%	-	92	-	-
Tetrachloro-m-xylene (surr.)	1	%	-	59	-	-

Client Sample ID			TP04/0.0-0.1	TP04/1.0-1.1	TP04/2.2-2.3	TP05/0.0-0.1
Sample Matrix			Soil	Soil	Soil	Soil
Eurofins Sample No.			M22- Jn0050597	M22- Jn0050598	M22- Jn0050599	M22- Jn0050600
Date Sampled			Jun 21, 2022	Jun 21, 2022	Jun 21, 2022	Jun 21, 2022
Test/Reference	LOR	Unit				
Total Recoverable Hydrocarbons						
TRH C6-C9	20	mg/kg	-	< 20	< 20	< 20
TRH C10-C14	20	mg/kg	-	< 20	< 20	< 20
TRH C15-C28	50	mg/kg	-	< 50	< 50	< 50
TRH C29-C36	50	mg/kg	-	< 50	< 50	< 50
TRH C10-C36 (Total)	50	mg/kg	-	< 50	< 50	< 50
Naphthalene ^{N02}	0.5	mg/kg	-	< 0.5	< 0.5	< 0.5
TRH C6-C10	20	mg/kg	-	< 20	< 20	< 20
TRH C6-C10 less BTEX (F1) ^{N04}	20	mg/kg	-	< 20	< 20	< 20
TRH >C10-C16	50	mg/kg	-	< 50	< 50	< 50
TRH >C10-C16 less Naphthalene (F2) ^{N01}	50	mg/kg	-	< 50	< 50	< 50
TRH >C16-C34	100	mg/kg	-	< 100	< 100	< 100
TRH >C34-C40	100	mg/kg	-	< 100	< 100	< 100
TRH >C10-C40 (total)*	100	mg/kg	-	< 100	< 100	< 100

Client Sample ID			TP05/0.5-0.6	TP06/0.0-0.1	TP06/1.0-1.1	TP06/2.0-2.1
Sample Matrix			Soil	Soil	Soil	Soil
Eurofins Sample No.			M22- Jn0050601	M22- Jn0050602	M22- Jn0050603	M22- Jn0050604
Date Sampled			Jun 21, 2022	Jun 21, 2022	Jun 21, 2022	Jun 21, 2022
Test/Reference	LOR	Unit				
Polycyclic Aromatic Hydrocarbons						
Benzo(a)pyrene TEQ (lower bound) *	0.5	mg/kg	-	< 0.5	< 0.5	< 0.5
Benzo(a)pyrene TEQ (medium bound) *	0.5	mg/kg	-	0.6	0.6	0.6
Benzo(a)pyrene TEQ (upper bound) *	0.5	mg/kg	-	1.2	1.2	1.2
Acenaphthene	0.5	mg/kg	-	< 0.5	< 0.5	< 0.5
Acenaphthylene	0.5	mg/kg	-	< 0.5	< 0.5	< 0.5
Anthracene	0.5	mg/kg	-	< 0.5	< 0.5	< 0.5
Benz(a)anthracene	0.5	mg/kg	-	< 0.5	< 0.5	< 0.5
Benzo(a)pyrene	0.5	mg/kg	-	< 0.5	< 0.5	< 0.5
Benzo(b&j)fluoranthene ^{N07}	0.5	mg/kg	-	< 0.5	< 0.5	< 0.5
Benzo(g,h,i)perylene	0.5	mg/kg	-	< 0.5	< 0.5	< 0.5
Benzo(k)fluoranthene	0.5	mg/kg	-	< 0.5	< 0.5	< 0.5
Chrysene	0.5	mg/kg	-	< 0.5	< 0.5	< 0.5
Dibenz(a,h)anthracene	0.5	mg/kg	-	< 0.5	< 0.5	< 0.5
Fluoranthene	0.5	mg/kg	-	< 0.5	< 0.5	< 0.5
Fluorene	0.5	mg/kg	-	< 0.5	< 0.5	< 0.5
Indeno(1.2.3-cd)pyrene	0.5	mg/kg	-	< 0.5	< 0.5	< 0.5
Naphthalene	0.5	mg/kg	-	< 0.5	< 0.5	< 0.5
Phenanthrene	0.5	mg/kg	-	< 0.5	< 0.5	< 0.5
Pyrene	0.5	mg/kg	-	< 0.5	< 0.5	< 0.5
Total PAH*	0.5	mg/kg	-	< 0.5	< 0.5	< 0.5
2-Fluorobiphenyl (surr.)	1	%	-	108	101	99
p-Terphenyl-d14 (surr.)	1	%	-	133	134	112
Heavy Metals						
Antimony	10	mg/kg	< 10	< 10	< 10	-
Arsenic	2	mg/kg	< 2	5.0	4.8	-
Barium	10	mg/kg	14	55	36	-
Beryllium	2	mg/kg	< 2	< 2	< 2	-

Client Sample ID			TP05/0.5-0.6	TP06/0.0-0.1	TP06/1.0-1.1	TP06/2.0-2.1
Sample Matrix			Soil	Soil	Soil	Soil
Eurofins Sample No.			M22- Jn0050601	M22- Jn0050602	M22- Jn0050603	M22- Jn0050604
Date Sampled			Jun 21, 2022	Jun 21, 2022	Jun 21, 2022	Jun 21, 2022
Test/Reference	LOR	Unit				
Heavy Metals						
Boron	10	mg/kg	< 10	< 10	< 10	-
Cadmium	0.4	mg/kg	< 0.4	< 0.4	< 0.4	-
Chromium	5	mg/kg	< 5	10	21	-
Cobalt	5	mg/kg	< 5	< 5	< 5	-
Copper	5	mg/kg	< 5	6.0	< 5	-
Iron	20	mg/kg	6800	9500	27000	-
Lead	5	mg/kg	5.6	21	12	-
Manganese	5	mg/kg	8.9	150	63	-
Mercury	0.1	mg/kg	< 0.1	< 0.1	< 0.1	-
Molybdenum	5	mg/kg	< 5	< 5	< 5	-
Nickel	5	mg/kg	< 5	< 5	5.8	-
Selenium	2	mg/kg	< 2	< 2	< 2	-
Silver	2	mg/kg	< 2	< 2	< 2	-
Tin	10	mg/kg	< 10	< 10	< 10	-
Vanadium	10	mg/kg	16	24	62	-
Zinc	5	mg/kg	< 5	23	16	-
% Moisture						
	1	%	11	17	13	21
Organochlorine Pesticides						
Chlordanes - Total	0.1	mg/kg	-	-	-	< 0.1
4,4'-DDD	0.05	mg/kg	-	-	-	< 0.05
4,4'-DDE	0.05	mg/kg	-	-	-	< 0.05
4,4'-DDT	0.05	mg/kg	-	-	-	< 0.05
a-HCH	0.05	mg/kg	-	-	-	< 0.05
Aldrin	0.05	mg/kg	-	-	-	< 0.05
b-HCH	0.05	mg/kg	-	-	-	< 0.05
d-HCH	0.05	mg/kg	-	-	-	< 0.05
Dieldrin	0.05	mg/kg	-	-	-	< 0.05
Endosulfan I	0.05	mg/kg	-	-	-	< 0.05
Endosulfan II	0.05	mg/kg	-	-	-	< 0.05
Endosulfan sulphate	0.05	mg/kg	-	-	-	< 0.05
Endrin	0.05	mg/kg	-	-	-	< 0.05
Endrin aldehyde	0.05	mg/kg	-	-	-	< 0.05
Endrin ketone	0.05	mg/kg	-	-	-	< 0.05
g-HCH (Lindane)	0.05	mg/kg	-	-	-	< 0.05
Heptachlor	0.05	mg/kg	-	-	-	< 0.05
Heptachlor epoxide	0.05	mg/kg	-	-	-	< 0.05
Hexachlorobenzene	0.05	mg/kg	-	-	-	< 0.05
Methoxychlor	0.05	mg/kg	-	-	-	< 0.05
Toxaphene	0.5	mg/kg	-	-	-	< 0.5
Aldrin and Dieldrin (Total)*	0.05	mg/kg	-	-	-	< 0.05
DDT + DDE + DDD (Total)*	0.05	mg/kg	-	-	-	< 0.05
Vic EPA IWRG 621 OCP (Total)*	0.1	mg/kg	-	-	-	< 0.1
Vic EPA IWRG 621 Other OCP (Total)*	0.1	mg/kg	-	-	-	< 0.1
Dibutylchlorendate (surr.)	1	%	-	-	-	136
Tetrachloro-m-xylene (surr.)	1	%	-	-	-	113

Client Sample ID			TP05/0.5-0.6	TP06/0.0-0.1	TP06/1.0-1.1	TP06/2.0-2.1
Sample Matrix			Soil	Soil	Soil	Soil
Eurofins Sample No.			M22- Jn0050601	M22- Jn0050602	M22- Jn0050603	M22- Jn0050604
Date Sampled			Jun 21, 2022	Jun 21, 2022	Jun 21, 2022	Jun 21, 2022
Test/Reference	LOR	Unit				
Total Recoverable Hydrocarbons						
TRH C6-C9	20	mg/kg	< 20	< 20	-	-
TRH C10-C14	20	mg/kg	< 20	< 20	-	-
TRH C15-C28	50	mg/kg	< 50	< 50	-	-
TRH C29-C36	50	mg/kg	< 50	< 50	-	-
TRH C10-C36 (Total)	50	mg/kg	< 50	< 50	-	-
Naphthalene ^{N02}	0.5	mg/kg	< 0.5	< 0.5	-	-
TRH C6-C10	20	mg/kg	< 20	< 20	-	-
TRH C6-C10 less BTEX (F1) ^{N04}	20	mg/kg	< 20	< 20	-	-
TRH >C10-C16	50	mg/kg	< 50	< 50	-	-
TRH >C10-C16 less Naphthalene (F2) ^{N01}	50	mg/kg	< 50	< 50	-	-
TRH >C16-C34	100	mg/kg	< 100	< 100	-	-
TRH >C34-C40	100	mg/kg	< 100	< 100	-	-
TRH >C10-C40 (total)*	100	mg/kg	< 100	< 100	-	-

Client Sample ID			TP07/0.0-0.1	TP07/1.0-1.1	TP09/0.0-0.1	TP09/2.0-2.1
Sample Matrix			Soil	Soil	Soil	Soil
Eurofins Sample No.			M22- Jn0050605	M22- Jn0050606	M22- Jn0050607	M22- Jn0050608
Date Sampled			Jun 21, 2022	Jun 21, 2022	Jun 21, 2022	Jun 21, 2022
Test/Reference	LOR	Unit				
Polycyclic Aromatic Hydrocarbons						
Benzo(a)pyrene TEQ (lower bound) *	0.5	mg/kg	< 0.5	< 0.5	< 0.5	< 0.5
Benzo(a)pyrene TEQ (medium bound) *	0.5	mg/kg	0.6	0.6	0.6	0.6
Benzo(a)pyrene TEQ (upper bound) *	0.5	mg/kg	1.2	1.2	1.2	1.2
Acenaphthene	0.5	mg/kg	< 0.5	< 0.5	< 0.5	< 0.5
Acenaphthylene	0.5	mg/kg	< 0.5	< 0.5	< 0.5	< 0.5
Anthracene	0.5	mg/kg	< 0.5	< 0.5	< 0.5	< 0.5
Benz(a)anthracene	0.5	mg/kg	< 0.5	< 0.5	< 0.5	< 0.5
Benzo(a)pyrene	0.5	mg/kg	< 0.5	< 0.5	< 0.5	< 0.5
Benzo(b&j)fluoranthene ^{N07}	0.5	mg/kg	< 0.5	< 0.5	< 0.5	< 0.5
Benzo(g,h,i)perylene	0.5	mg/kg	< 0.5	< 0.5	< 0.5	< 0.5
Benzo(k)fluoranthene	0.5	mg/kg	< 0.5	< 0.5	< 0.5	< 0.5
Chrysene	0.5	mg/kg	< 0.5	< 0.5	< 0.5	< 0.5
Dibenz(a,h)anthracene	0.5	mg/kg	< 0.5	< 0.5	< 0.5	< 0.5
Fluoranthene	0.5	mg/kg	< 0.5	< 0.5	< 0.5	< 0.5
Fluorene	0.5	mg/kg	< 0.5	< 0.5	< 0.5	< 0.5
Indeno(1.2.3-cd)pyrene	0.5	mg/kg	< 0.5	< 0.5	< 0.5	< 0.5
Naphthalene	0.5	mg/kg	< 0.5	< 0.5	< 0.5	< 0.5
Phenanthrene	0.5	mg/kg	< 0.5	< 0.5	< 0.5	< 0.5
Pyrene	0.5	mg/kg	< 0.5	< 0.5	< 0.5	< 0.5
Total PAH*	0.5	mg/kg	< 0.5	< 0.5	< 0.5	< 0.5
2-Fluorobiphenyl (surr.)	1	%	82	97	85	59
p-Terphenyl-d14 (surr.)	1	%	98	128	108	73
Heavy Metals						
Antimony	10	mg/kg	< 10	< 10	< 10	-
Arsenic	2	mg/kg	< 2	2.6	< 2	-
Barium	10	mg/kg	45	87	39	-
Beryllium	2	mg/kg	< 2	< 2	< 2	-

Client Sample ID			TP07/0.0-0.1	TP07/1.0-1.1	TP09/0.0-0.1	TP09/2.0-2.1
Sample Matrix			Soil	Soil	Soil	Soil
Eurofins Sample No.			M22- Jn0050605	M22- Jn0050606	M22- Jn0050607	M22- Jn0050608
Date Sampled			Jun 21, 2022	Jun 21, 2022	Jun 21, 2022	Jun 21, 2022
Test/Reference	LOR	Unit				
Heavy Metals						
Boron	10	mg/kg	< 10	< 10	< 10	-
Cadmium	0.4	mg/kg	< 0.4	< 0.4	< 0.4	-
Chromium	5	mg/kg	8.4	12	20	-
Cobalt	5	mg/kg	< 5	5.8	5.6	-
Copper	5	mg/kg	< 5	38	6.1	-
Iron	20	mg/kg	5700	14000	22000	-
Lead	5	mg/kg	6.1	20	7.9	-
Manganese	5	mg/kg	180	250	80	-
Mercury	0.1	mg/kg	< 0.1	< 0.1	< 0.1	-
Molybdenum	5	mg/kg	< 5	< 5	< 5	-
Nickel	5	mg/kg	< 5	7.1	8.5	-
Selenium	2	mg/kg	< 2	< 2	< 2	-
Silver	2	mg/kg	< 2	< 2	< 2	-
Tin	10	mg/kg	< 10	< 10	< 10	-
Vanadium	10	mg/kg	18	29	45	-
Zinc	5	mg/kg	10	40	18	-
% Moisture						
	1	%	11	8.8	15	13
Organochlorine Pesticides						
Chlordanes - Total	0.1	mg/kg	< 0.1	-	-	< 0.1
4,4'-DDD	0.05	mg/kg	< 0.05	-	-	< 0.05
4,4'-DDE	0.05	mg/kg	< 0.05	-	-	< 0.05
4,4'-DDT	0.05	mg/kg	< 0.05	-	-	< 0.05
a-HCH	0.05	mg/kg	< 0.05	-	-	< 0.05
Aldrin	0.05	mg/kg	< 0.05	-	-	< 0.05
b-HCH	0.05	mg/kg	< 0.05	-	-	< 0.05
d-HCH	0.05	mg/kg	< 0.05	-	-	< 0.05
Dieldrin	0.05	mg/kg	< 0.05	-	-	< 0.05
Endosulfan I	0.05	mg/kg	< 0.05	-	-	< 0.05
Endosulfan II	0.05	mg/kg	< 0.05	-	-	< 0.05
Endosulfan sulphate	0.05	mg/kg	< 0.05	-	-	< 0.05
Endrin	0.05	mg/kg	< 0.05	-	-	< 0.05
Endrin aldehyde	0.05	mg/kg	< 0.05	-	-	< 0.05
Endrin ketone	0.05	mg/kg	< 0.05	-	-	< 0.05
g-HCH (Lindane)	0.05	mg/kg	< 0.05	-	-	< 0.05
Heptachlor	0.05	mg/kg	< 0.05	-	-	< 0.05
Heptachlor epoxide	0.05	mg/kg	< 0.05	-	-	< 0.05
Hexachlorobenzene	0.05	mg/kg	< 0.05	-	-	< 0.05
Methoxychlor	0.05	mg/kg	< 0.05	-	-	< 0.05
Toxaphene	0.5	mg/kg	< 0.5	-	-	< 0.5
Aldrin and Dieldrin (Total)*	0.05	mg/kg	< 0.05	-	-	< 0.05
DDT + DDE + DDD (Total)*	0.05	mg/kg	< 0.05	-	-	< 0.05
Vic EPA IWRG 621 OCP (Total)*	0.1	mg/kg	< 0.1	-	-	< 0.1
Vic EPA IWRG 621 Other OCP (Total)*	0.1	mg/kg	< 0.1	-	-	< 0.1
Dibutylchloroendate (surr.)	1	%	131	-	-	98
Tetrachloro-m-xylene (surr.)	1	%	100	-	-	70

Client Sample ID			TP07/0.0-0.1	TP07/1.0-1.1	TP09/0.0-0.1	TP09/2.0-2.1
Sample Matrix			Soil	Soil	Soil	Soil
Eurofins Sample No.			M22- Jn0050605	M22- Jn0050606	M22- Jn0050607	M22- Jn0050608
Date Sampled			Jun 21, 2022	Jun 21, 2022	Jun 21, 2022	Jun 21, 2022
Test/Reference	LOR	Unit				
Total Recoverable Hydrocarbons						
TRH C6-C9	20	mg/kg	-	< 20	< 20	-
TRH C10-C14	20	mg/kg	-	< 20	< 20	-
TRH C15-C28	50	mg/kg	-	< 50	< 50	-
TRH C29-C36	50	mg/kg	-	< 50	< 50	-
TRH C10-C36 (Total)	50	mg/kg	-	< 50	< 50	-
Naphthalene ^{N02}	0.5	mg/kg	-	< 0.5	< 0.5	-
TRH C6-C10	20	mg/kg	-	< 20	< 20	-
TRH C6-C10 less BTEX (F1) ^{N04}	20	mg/kg	-	< 20	< 20	-
TRH >C10-C16	50	mg/kg	-	< 50	< 50	-
TRH >C10-C16 less Naphthalene (F2) ^{N01}	50	mg/kg	-	< 50	< 50	-
TRH >C16-C34	100	mg/kg	-	< 100	< 100	-
TRH >C34-C40	100	mg/kg	-	< 100	< 100	-
TRH >C10-C40 (total)*	100	mg/kg	-	< 100	< 100	-

Client Sample ID			220621-SS01	220621-SS02	220621-SS03	220621-SS04
Sample Matrix			Soil	Soil	Soil	Soil
Eurofins Sample No.			M22- Jn0050609	M22- Jn0050610	M22- Jn0050611	M22- Jn0050612
Date Sampled			Jun 21, 2022	Jun 21, 2022	Jun 21, 2022	Jun 21, 2022
Test/Reference	LOR	Unit				
Polycyclic Aromatic Hydrocarbons						
Benzo(a)pyrene TEQ (lower bound) *	0.5	mg/kg	< 0.5	< 0.5	-	< 0.5
Benzo(a)pyrene TEQ (medium bound) *	0.5	mg/kg	0.6	0.6	-	0.6
Benzo(a)pyrene TEQ (upper bound) *	0.5	mg/kg	1.2	1.2	-	1.2
Acenaphthene	0.5	mg/kg	< 0.5	< 0.5	-	< 0.5
Acenaphthylene	0.5	mg/kg	< 0.5	< 0.5	-	< 0.5
Anthracene	0.5	mg/kg	< 0.5	< 0.5	-	< 0.5
Benz(a)anthracene	0.5	mg/kg	< 0.5	< 0.5	-	< 0.5
Benzo(a)pyrene	0.5	mg/kg	< 0.5	< 0.5	-	< 0.5
Benzo(b&j)fluoranthene ^{N07}	0.5	mg/kg	< 0.5	< 0.5	-	< 0.5
Benzo(g,h,i)perylene	0.5	mg/kg	< 0.5	< 0.5	-	< 0.5
Benzo(k)fluoranthene	0.5	mg/kg	< 0.5	< 0.5	-	< 0.5
Chrysene	0.5	mg/kg	< 0.5	< 0.5	-	< 0.5
Dibenz(a,h)anthracene	0.5	mg/kg	< 0.5	< 0.5	-	< 0.5
Fluoranthene	0.5	mg/kg	< 0.5	< 0.5	-	< 0.5
Fluorene	0.5	mg/kg	< 0.5	< 0.5	-	< 0.5
Indeno(1.2.3-cd)pyrene	0.5	mg/kg	< 0.5	< 0.5	-	< 0.5
Naphthalene	0.5	mg/kg	< 0.5	< 0.5	-	< 0.5
Phenanthrene	0.5	mg/kg	< 0.5	< 0.5	-	< 0.5
Pyrene	0.5	mg/kg	< 0.5	< 0.5	-	< 0.5
Total PAH*	0.5	mg/kg	< 0.5	< 0.5	-	< 0.5
2-Fluorobiphenyl (surr.)	1	%	80	72	-	112
p-Terphenyl-d14 (surr.)	1	%	93	82	-	106
Heavy Metals						
Antimony	10	mg/kg	< 10	< 10	< 10	< 10
Arsenic	2	mg/kg	< 2	< 2	< 2	< 2
Barium	10	mg/kg	18	73	47	34
Beryllium	2	mg/kg	< 2	< 2	< 2	< 2

Client Sample ID			220621-SS01	220621-SS02	220621-SS03	220621-SS04
Sample Matrix			Soil	Soil	Soil	Soil
Eurofins Sample No.			M22- Jn0050609	M22- Jn0050610	M22- Jn0050611	M22- Jn0050612
Date Sampled			Jun 21, 2022	Jun 21, 2022	Jun 21, 2022	Jun 21, 2022
Test/Reference	LOR	Unit				
Heavy Metals						
Boron	10	mg/kg	< 10	< 10	< 10	11
Cadmium	0.4	mg/kg	< 0.4	< 0.4	< 0.4	< 0.4
Chromium	5	mg/kg	< 5	10	5.6	5.1
Cobalt	5	mg/kg	< 5	< 5	< 5	< 5
Copper	5	mg/kg	< 5	5.9	< 5	5.8
Iron	20	mg/kg	3400	5600	7000	5000
Lead	5	mg/kg	< 5	8.3	6.4	6.3
Manganese	5	mg/kg	31	78	61	29
Mercury	0.1	mg/kg	< 0.1	< 0.1	< 0.1	< 0.1
Molybdenum	5	mg/kg	< 5	< 5	< 5	< 5
Nickel	5	mg/kg	< 5	< 5	< 5	< 5
Selenium	2	mg/kg	< 2	< 2	< 2	< 2
Silver	2	mg/kg	< 2	< 2	< 2	< 2
Tin	10	mg/kg	< 10	< 10	< 10	< 10
Vanadium	10	mg/kg	< 10	19	20	18
Zinc	5	mg/kg	< 5	7.6	7.4	< 5
% Moisture						
% Moisture	1	%	20	31	26	22
Chromium (hexavalent)	1	mg/kg	< 1	-	-	-
Cyanide (total)	5	mg/kg	< 5	-	-	-
Fluoride (Total)	100	mg/kg	470	-	-	-
pH (1:5 Aqueous extract at 25°C as rec.)	0.1	pH Units	6.0	-	-	-
Organochlorine Pesticides						
Chlordanes - Total	0.1	mg/kg	< 0.1	< 0.1	-	< 0.1
4,4'-DDD	0.05	mg/kg	< 0.05	< 0.05	-	< 0.05
4,4'-DDE	0.05	mg/kg	< 0.05	< 0.05	-	< 0.05
4,4'-DDT	0.05	mg/kg	< 0.05	< 0.05	-	< 0.05
a-HCH	0.05	mg/kg	< 0.05	< 0.05	-	< 0.05
Aldrin	0.05	mg/kg	< 0.05	< 0.05	-	< 0.05
b-HCH	0.05	mg/kg	< 0.05	< 0.05	-	< 0.05
d-HCH	0.05	mg/kg	< 0.05	< 0.05	-	< 0.05
Dieldrin	0.05	mg/kg	< 0.05	< 0.05	-	< 0.05
Endosulfan I	0.05	mg/kg	< 0.05	< 0.05	-	< 0.05
Endosulfan II	0.05	mg/kg	< 0.05	< 0.05	-	< 0.05
Endosulfan sulphate	0.05	mg/kg	< 0.05	< 0.05	-	< 0.05
Endrin	0.05	mg/kg	< 0.05	< 0.05	-	< 0.05
Endrin aldehyde	0.05	mg/kg	< 0.05	< 0.05	-	< 0.05
Endrin ketone	0.05	mg/kg	< 0.05	< 0.05	-	< 0.05
g-HCH (Lindane)	0.05	mg/kg	< 0.05	< 0.05	-	< 0.05
Heptachlor	0.05	mg/kg	< 0.05	< 0.05	-	< 0.05
Heptachlor epoxide	0.05	mg/kg	< 0.05	< 0.05	-	< 0.05
Hexachlorobenzene	0.05	mg/kg	< 0.05	< 0.05	-	< 0.05
Methoxychlor	0.05	mg/kg	< 0.05	< 0.05	-	< 0.05
Toxaphene	0.5	mg/kg	< 0.5	< 0.5	-	< 0.5
Aldrin and Dieldrin (Total)*	0.05	mg/kg	< 0.05	< 0.05	-	< 0.05
DDT + DDE + DDD (Total)*	0.05	mg/kg	< 0.05	< 0.05	-	< 0.05
Vic EPA IWRG 621 OCP (Total)*	0.1	mg/kg	< 0.1	< 0.1	-	< 0.1
Vic EPA IWRG 621 Other OCP (Total)*	0.1	mg/kg	< 0.1	< 0.1	-	< 0.1
Dibutylchloroendate (surr.)	1	%	133	124	-	85
Tetrachloro-m-xylene (surr.)	1	%	71	66	-	108

Client Sample ID			220621-SS01	220621-SS02	220621-SS03	220621-SS04
Sample Matrix			Soil	Soil	Soil	Soil
Eurofins Sample No.			M22- Jn0050609	M22- Jn0050610	M22- Jn0050611	M22- Jn0050612
Date Sampled			Jun 21, 2022	Jun 21, 2022	Jun 21, 2022	Jun 21, 2022
Test/Reference	LOR	Unit				
Total Recoverable Hydrocarbons						
TRH C6-C9	20	mg/kg	< 20	-	-	-
TRH C10-C14	20	mg/kg	< 20	-	-	-
TRH C15-C28	50	mg/kg	< 50	-	-	-
TRH C29-C36	50	mg/kg	< 50	-	-	-
TRH C10-C36 (Total)	50	mg/kg	< 50	-	-	-
Naphthalene ^{N02}	0.5	mg/kg	< 0.5	-	-	-
TRH C6-C10	20	mg/kg	< 20	-	-	-
TRH C6-C10 less BTEX (F1) ^{N04}	20	mg/kg	< 20	-	-	-
TRH >C10-C16	50	mg/kg	< 50	-	-	-
TRH >C10-C16 less Naphthalene (F2) ^{N01}	50	mg/kg	< 50	-	-	-
TRH >C16-C34	100	mg/kg	< 100	-	-	-
TRH >C34-C40	100	mg/kg	< 100	-	-	-
TRH >C10-C40 (total)*	100	mg/kg	< 100	-	-	-
Volatile Organics						
Styrene	0.5	mg/kg	< 0.5	-	-	-
BTEX						
Benzene	0.1	mg/kg	< 0.1	-	-	-
Toluene	0.1	mg/kg	< 0.1	-	-	-
Ethylbenzene	0.1	mg/kg	< 0.1	-	-	-
m&p-Xylenes	0.2	mg/kg	< 0.2	-	-	-
o-Xylene	0.1	mg/kg	< 0.1	-	-	-
Xylenes - Total*	0.3	mg/kg	< 0.3	-	-	-
4-Bromofluorobenzene (surr.)	1	%	78	-	-	-
Halogenated Volatile Organics						
1.1-Dichloroethane	0.5	mg/kg	< 0.5	-	-	-
1.1-Dichloroethene	0.5	mg/kg	< 0.5	-	-	-
1.1.1-Trichloroethane	0.5	mg/kg	< 0.5	-	-	-
1.1.1.2-Tetrachloroethane	0.5	mg/kg	< 0.5	-	-	-
1.1.2-Trichloroethane	0.5	mg/kg	< 0.5	-	-	-
1.1.2.2-Tetrachloroethane	0.5	mg/kg	< 0.5	-	-	-
1.2-Dibromoethane	0.5	mg/kg	< 0.5	-	-	-
1.2-Dichlorobenzene	0.5	mg/kg	< 0.5	-	-	-
1.2-Dichloroethane	0.5	mg/kg	< 0.5	-	-	-
1.2-Dichloropropane	0.5	mg/kg	< 0.5	-	-	-
1.2.3-Trichloropropane	0.5	mg/kg	< 0.5	-	-	-
1.3-Dichlorobenzene	0.5	mg/kg	< 0.5	-	-	-
1.3-Dichloropropane	0.5	mg/kg	< 0.5	-	-	-
1.4-Dichlorobenzene	0.5	mg/kg	< 0.5	-	-	-
Bromodichloromethane	0.5	mg/kg	< 0.5	-	-	-
Bromoform	0.5	mg/kg	< 0.5	-	-	-
Bromomethane	0.5	mg/kg	< 0.5	-	-	-
Carbon Tetrachloride	0.5	mg/kg	< 0.5	-	-	-
Chlorobenzene	0.5	mg/kg	< 0.5	-	-	-
Chloroform	0.5	mg/kg	< 0.5	-	-	-
Chloromethane	0.5	mg/kg	< 0.5	-	-	-
cis-1.2-Dichloroethene	0.5	mg/kg	< 0.5	-	-	-
cis-1.3-Dichloropropene	0.5	mg/kg	< 0.5	-	-	-
Dibromochloromethane	0.5	mg/kg	< 0.5	-	-	-
Dibromomethane	0.5	mg/kg	< 0.5	-	-	-

Client Sample ID			220621-SS01	220621-SS02	220621-SS03	220621-SS04
Sample Matrix			Soil	Soil	Soil	Soil
Eurofins Sample No.			M22- Jn0050609	M22- Jn0050610	M22- Jn0050611	M22- Jn0050612
Date Sampled			Jun 21, 2022	Jun 21, 2022	Jun 21, 2022	Jun 21, 2022
Test/Reference	LOR	Unit				
Halogenated Volatile Organics						
Iodomethane	0.5	mg/kg	< 0.5	-	-	-
Methylene Chloride	0.5	mg/kg	< 0.5	-	-	-
Tetrachloroethene	0.5	mg/kg	< 0.5	-	-	-
trans-1.2-Dichloroethene	0.5	mg/kg	< 0.5	-	-	-
trans-1.3-Dichloropropene	0.5	mg/kg	< 0.5	-	-	-
Trichloroethene	0.5	mg/kg	< 0.5	-	-	-
Trichlorofluoromethane	0.5	mg/kg	< 0.5	-	-	-
Vinyl chloride	0.5	mg/kg	< 0.5	-	-	-
Vic EPA IWRG 621 CHC (Total)*	0.5	mg/kg	< 0.5	-	-	-
Vic EPA IWRG 621 Other CHC (Total)*	0.5	mg/kg	< 0.5	-	-	-
4-Bromofluorobenzene (surr.)	1	%	78	-	-	-
Toluene-d8 (surr.)	1	%	80	-	-	-
Chlorinated Hydrocarbons						
1.2-Dichlorobenzene	0.5	mg/kg	< 0.5	-	-	-
1.2.3-Trichlorobenzene	0.5	mg/kg	< 0.5	-	-	-
1.2.3.4-Tetrachlorobenzene	0.5	mg/kg	< 0.5	-	-	-
1.2.3.5-Tetrachlorobenzene	0.5	mg/kg	< 0.5	-	-	-
1.2.4-Trichlorobenzene	0.5	mg/kg	< 0.5	-	-	-
1.2.4.5-Tetrachlorobenzene	0.5	mg/kg	< 0.5	-	-	-
1.3-Dichlorobenzene	0.5	mg/kg	< 0.5	-	-	-
1.3.5-Trichlorobenzene	0.5	mg/kg	< 0.5	-	-	-
1.4-Dichlorobenzene	0.5	mg/kg	< 0.5	-	-	-
Benzal chloride	0.05	mg/kg	< 0.05	-	-	-
Benzotrichloride	0.05	mg/kg	< 0.05	-	-	-
Benzyl chloride	0.5	mg/kg	< 0.5	-	-	-
Hexachlorobenzene	0.5	mg/kg	< 0.5	-	-	-
Hexachlorobutadiene	0.5	mg/kg	< 0.5	-	-	-
Hexachlorocyclopentadiene	0.5	mg/kg	< 0.5	-	-	-
Hexachloroethane	0.5	mg/kg	< 0.5	-	-	-
Pentachlorobenzene	0.5	mg/kg	< 0.5	-	-	-
Tetrachloro-m-xylene (surr.)	1	%	71	-	-	-
Polychlorinated Biphenyls						
Aroclor-1016	0.1	mg/kg	< 0.1	-	-	-
Aroclor-1221	0.1	mg/kg	< 0.1	-	-	-
Aroclor-1232	0.1	mg/kg	< 0.1	-	-	-
Aroclor-1242	0.1	mg/kg	< 0.1	-	-	-
Aroclor-1248	0.1	mg/kg	< 0.1	-	-	-
Aroclor-1254	0.1	mg/kg	< 0.1	-	-	-
Aroclor-1260	0.1	mg/kg	< 0.1	-	-	-
Total PCB*	0.1	mg/kg	< 0.1	-	-	-
Dibutylchloroendate (surr.)	1	%	133	-	-	-
Tetrachloro-m-xylene (surr.)	1	%	71	-	-	-
Phenols (Halogenated)						
2-Chlorophenol	0.5	mg/kg	< 0.5	-	-	-
2.4-Dichlorophenol	0.5	mg/kg	< 0.5	-	-	-
2.4.5-Trichlorophenol	1	mg/kg	< 1	-	-	-
2.4.6-Trichlorophenol	1	mg/kg	< 1	-	-	-
2.6-Dichlorophenol	0.5	mg/kg	< 0.5	-	-	-
4-Chloro-3-methylphenol	1	mg/kg	< 1	-	-	-

Client Sample ID			220621-SS01	220621-SS02	220621-SS03	220621-SS04
Sample Matrix			Soil	Soil	Soil	Soil
Eurofins Sample No.			M22- Jn0050609	M22- Jn0050610	M22- Jn0050611	M22- Jn0050612
Date Sampled			Jun 21, 2022	Jun 21, 2022	Jun 21, 2022	Jun 21, 2022
Test/Reference	LOR	Unit				
Phenols (Halogenated)						
Pentachlorophenol	1	mg/kg	< 1	-	-	-
Tetrachlorophenols - Total	10	mg/kg	< 10	-	-	-
Total Halogenated Phenol*	1	mg/kg	< 1	-	-	-
Phenols (non-Halogenated)						
2-Cyclohexyl-4.6-dinitrophenol	20	mg/kg	< 20	-	-	-
2-Methyl-4.6-dinitrophenol	5	mg/kg	< 5	-	-	-
2-Nitrophenol	1.0	mg/kg	< 1	-	-	-
2.4-Dimethylphenol	0.5	mg/kg	< 0.5	-	-	-
2.4-Dinitrophenol	5	mg/kg	< 5	-	-	-
2-Methylphenol (o-Cresol)	0.2	mg/kg	< 0.2	-	-	-
3&4-Methylphenol (m&p-Cresol)	0.4	mg/kg	< 0.4	-	-	-
Total cresols*	0.5	mg/kg	< 0.5	-	-	-
4-Nitrophenol	5	mg/kg	< 5	-	-	-
Dinoseb	20	mg/kg	< 20	-	-	-
Phenol	0.5	mg/kg	< 0.5	-	-	-
Phenol-d6 (surr.)	1	%	82	-	-	-
Total Non-Halogenated Phenol*	20	mg/kg	< 20	-	-	-

Client Sample ID			220621-SS05	220621-SS06	220621-SS07	220621-SS08
Sample Matrix			Soil	Soil	Soil	Soil
Eurofins Sample No.			M22- Jn0050613	M22- Jn0050614	M22- Jn0050615	M22- Jn0050616
Date Sampled			Jun 21, 2022	Jun 21, 2022	Jun 21, 2022	Jun 21, 2022
Test/Reference	LOR	Unit				
Polycyclic Aromatic Hydrocarbons						
Benzo(a)pyrene TEQ (lower bound) *	0.5	mg/kg	-	< 0.5	-	< 0.5
Benzo(a)pyrene TEQ (medium bound) *	0.5	mg/kg	-	0.6	-	0.6
Benzo(a)pyrene TEQ (upper bound) *	0.5	mg/kg	-	1.2	-	1.2
Acenaphthene	0.5	mg/kg	-	< 0.5	-	< 0.5
Acenaphthylene	0.5	mg/kg	-	< 0.5	-	< 0.5
Anthracene	0.5	mg/kg	-	< 0.5	-	< 0.5
Benz(a)anthracene	0.5	mg/kg	-	< 0.5	-	< 0.5
Benzo(a)pyrene	0.5	mg/kg	-	< 0.5	-	< 0.5
Benzo(b&j)fluoranthene ^{N07}	0.5	mg/kg	-	< 0.5	-	< 0.5
Benzo(g,h,i)perylene	0.5	mg/kg	-	< 0.5	-	< 0.5
Benzo(k)fluoranthene	0.5	mg/kg	-	< 0.5	-	< 0.5
Chrysene	0.5	mg/kg	-	< 0.5	-	< 0.5
Dibenz(a,h)anthracene	0.5	mg/kg	-	< 0.5	-	< 0.5
Fluoranthene	0.5	mg/kg	-	< 0.5	-	< 0.5
Fluorene	0.5	mg/kg	-	< 0.5	-	< 0.5
Indeno(1.2.3-cd)pyrene	0.5	mg/kg	-	< 0.5	-	< 0.5
Naphthalene	0.5	mg/kg	-	< 0.5	-	< 0.5
Phenanthrene	0.5	mg/kg	-	< 0.5	-	< 0.5
Pyrene	0.5	mg/kg	-	< 0.5	-	< 0.5
Total PAH*	0.5	mg/kg	-	< 0.5	-	< 0.5
2-Fluorobiphenyl (surr.)	1	%	-	84	-	103
p-Terphenyl-d14 (surr.)	1	%	-	87	-	115

Client Sample ID			220621-SS05	220621-SS06	220621-SS07	220621-SS08
Sample Matrix			Soil	Soil	Soil	Soil
Eurofins Sample No.			M22- Jn0050613	M22- Jn0050614	M22- Jn0050615	M22- Jn0050616
Date Sampled			Jun 21, 2022	Jun 21, 2022	Jun 21, 2022	Jun 21, 2022
Test/Reference	LOR	Unit				
Heavy Metals						
Antimony	10	mg/kg	< 10	< 10	< 10	< 10
Arsenic	2	mg/kg	< 2	< 2	< 2	< 2
Barium	10	mg/kg	34	83	31	36
Beryllium	2	mg/kg	< 2	< 2	< 2	< 2
Boron	10	mg/kg	< 10	11	< 10	< 10
Cadmium	0.4	mg/kg	< 0.4	< 0.4	< 0.4	< 0.4
Chromium	5	mg/kg	< 5	6.9	5.1	< 5
Cobalt	5	mg/kg	< 5	< 5	< 5	< 5
Copper	5	mg/kg	7.1	5.4	7.2	< 5
Iron	20	mg/kg	3000	4600	4200	4000
Lead	5	mg/kg	< 5	9.5	< 5	5.2
Manganese	5	mg/kg	52	120	61	57
Mercury	0.1	mg/kg	< 0.1	< 0.1	< 0.1	< 0.1
Molybdenum	5	mg/kg	< 5	< 5	< 5	< 5
Nickel	5	mg/kg	< 5	< 5	< 5	< 5
Selenium	2	mg/kg	< 2	< 2	< 2	< 2
Silver	2	mg/kg	< 2	< 2	< 2	< 2
Tin	10	mg/kg	< 10	< 10	< 10	< 10
Vanadium	10	mg/kg	< 10	11	14	15
Zinc	5	mg/kg	5.1	39	6.4	6.1
% Moisture						
	1	%	18	16	26	22
Organochlorine Pesticides						
Chlordanes - Total	0.1	mg/kg	-	< 0.1	-	< 0.1
4,4'-DDD	0.05	mg/kg	-	< 0.05	-	< 0.05
4,4'-DDE	0.05	mg/kg	-	< 0.05	-	< 0.05
4,4'-DDT	0.05	mg/kg	-	< 0.05	-	< 0.05
a-HCH	0.05	mg/kg	-	< 0.05	-	< 0.05
Aldrin	0.05	mg/kg	-	< 0.05	-	< 0.05
b-HCH	0.05	mg/kg	-	< 0.05	-	< 0.05
d-HCH	0.05	mg/kg	-	< 0.05	-	< 0.05
Dieldrin	0.05	mg/kg	-	< 0.05	-	< 0.05
Endosulfan I	0.05	mg/kg	-	< 0.05	-	< 0.05
Endosulfan II	0.05	mg/kg	-	< 0.05	-	< 0.05
Endosulfan sulphate	0.05	mg/kg	-	< 0.05	-	< 0.05
Endrin	0.05	mg/kg	-	< 0.05	-	< 0.05
Endrin aldehyde	0.05	mg/kg	-	< 0.05	-	< 0.05
Endrin ketone	0.05	mg/kg	-	< 0.05	-	< 0.05
g-HCH (Lindane)	0.05	mg/kg	-	< 0.05	-	< 0.05
Heptachlor	0.05	mg/kg	-	< 0.05	-	< 0.05
Heptachlor epoxide	0.05	mg/kg	-	< 0.05	-	< 0.05
Hexachlorobenzene	0.05	mg/kg	-	< 0.05	-	< 0.05
Methoxychlor	0.05	mg/kg	-	< 0.05	-	< 0.05
Toxaphene	0.5	mg/kg	-	< 0.5	-	< 0.5
Aldrin and Dieldrin (Total)*	0.05	mg/kg	-	< 0.05	-	< 0.05
DDT + DDE + DDD (Total)*	0.05	mg/kg	-	< 0.05	-	< 0.05
Vic EPA IWRG 621 OCP (Total)*	0.1	mg/kg	-	< 0.1	-	< 0.1
Vic EPA IWRG 621 Other OCP (Total)*	0.1	mg/kg	-	< 0.1	-	< 0.1
Dibutylchlorendate (surr.)	1	%	-	115	-	149
Tetrachloro-m-xylene (surr.)	1	%	-	109	-	110

Client Sample ID			220621-SS09	220621-SS10	220621-SS11	220621-SS12
Sample Matrix			Soil	Soil	Soil	Soil
Eurofins Sample No.			M22- Jn0050617	M22- Jn0050618	M22- Jn0050619	M22- Jn0050620
Date Sampled			Jun 21, 2022	Jun 21, 2022	Jun 21, 2022	Jun 21, 2022
Test/Reference	LOR	Unit				
Polycyclic Aromatic Hydrocarbons						
Benzo(a)pyrene TEQ (lower bound) *	0.5	mg/kg	-	< 0.5	-	< 0.5
Benzo(a)pyrene TEQ (medium bound) *	0.5	mg/kg	-	0.6	-	0.6
Benzo(a)pyrene TEQ (upper bound) *	0.5	mg/kg	-	1.2	-	1.2
Acenaphthene	0.5	mg/kg	-	< 0.5	-	< 0.5
Acenaphthylene	0.5	mg/kg	-	< 0.5	-	< 0.5
Anthracene	0.5	mg/kg	-	< 0.5	-	< 0.5
Benzo(a)anthracene	0.5	mg/kg	-	< 0.5	-	< 0.5
Benzo(a)pyrene	0.5	mg/kg	-	< 0.5	-	< 0.5
Benzo(b&j)fluoranthene ^{N07}	0.5	mg/kg	-	< 0.5	-	< 0.5
Benzo(g,h,i)perylene	0.5	mg/kg	-	< 0.5	-	< 0.5
Benzo(k)fluoranthene	0.5	mg/kg	-	< 0.5	-	< 0.5
Chrysene	0.5	mg/kg	-	< 0.5	-	< 0.5
Dibenz(a,h)anthracene	0.5	mg/kg	-	< 0.5	-	< 0.5
Fluoranthene	0.5	mg/kg	-	< 0.5	-	< 0.5
Fluorene	0.5	mg/kg	-	< 0.5	-	< 0.5
Indeno(1.2.3-cd)pyrene	0.5	mg/kg	-	< 0.5	-	< 0.5
Naphthalene	0.5	mg/kg	-	< 0.5	-	< 0.5
Phenanthrene	0.5	mg/kg	-	< 0.5	-	< 0.5
Pyrene	0.5	mg/kg	-	< 0.5	-	< 0.5
Total PAH*	0.5	mg/kg	-	< 0.5	-	< 0.5
2-Fluorobiphenyl (surr.)	1	%	-	66	-	75
p-Terphenyl-d14 (surr.)	1	%	-	64	-	96
Heavy Metals						
Antimony	10	mg/kg	< 10	< 10	< 10	< 10
Arsenic	2	mg/kg	< 2	< 2	< 2	< 2
Barium	10	mg/kg	49	31	26	47
Beryllium	2	mg/kg	< 2	< 2	< 2	< 2
Boron	10	mg/kg	< 10	12	< 10	< 10
Cadmium	0.4	mg/kg	< 0.4	< 0.4	< 0.4	< 0.4
Chromium	5	mg/kg	7.2	< 5	8.5	8.5
Cobalt	5	mg/kg	< 5	< 5	< 5	< 5
Copper	5	mg/kg	8.8	9.0	< 5	6.7
Iron	20	mg/kg	4500	3100	8800	7200
Lead	5	mg/kg	6.6	5.3	6.3	11
Manganese	5	mg/kg	100	43	58	150
Mercury	0.1	mg/kg	< 0.1	< 0.1	< 0.1	< 0.1
Molybdenum	5	mg/kg	< 5	< 5	< 5	< 5
Nickel	5	mg/kg	< 5	< 5	< 5	< 5
Selenium	2	mg/kg	< 2	< 2	< 2	< 2
Silver	2	mg/kg	< 2	< 2	< 2	< 2
Tin	10	mg/kg	< 10	< 10	< 10	< 10
Vanadium	10	mg/kg	18	12	26	15
Zinc	5	mg/kg	10	< 5	5.8	27
% Moisture						
	1	%	24	21	24	33

Client Sample ID			220621-SS09	220621-SS10	220621-SS11	220621-SS12
Sample Matrix			Soil	Soil	Soil	Soil
Eurofins Sample No.			M22- Jn0050617	M22- Jn0050618	M22- Jn0050619	M22- Jn0050620
Date Sampled			Jun 21, 2022	Jun 21, 2022	Jun 21, 2022	Jun 21, 2022
Test/Reference	LOR	Unit				
Organochlorine Pesticides						
Chlordanes - Total	0.1	mg/kg	-	< 0.1	-	< 0.1
4.4'-DDD	0.05	mg/kg	-	< 0.05	-	< 0.05
4.4'-DDE	0.05	mg/kg	-	< 0.05	-	< 0.05
4.4'-DDT	0.05	mg/kg	-	< 0.05	-	< 0.05
a-HCH	0.05	mg/kg	-	< 0.05	-	< 0.05
Aldrin	0.05	mg/kg	-	< 0.05	-	< 0.05
b-HCH	0.05	mg/kg	-	< 0.05	-	< 0.05
d-HCH	0.05	mg/kg	-	< 0.05	-	< 0.05
Dieldrin	0.05	mg/kg	-	< 0.05	-	< 0.05
Endosulfan I	0.05	mg/kg	-	< 0.05	-	< 0.05
Endosulfan II	0.05	mg/kg	-	< 0.05	-	< 0.05
Endosulfan sulphate	0.05	mg/kg	-	< 0.05	-	< 0.05
Endrin	0.05	mg/kg	-	< 0.05	-	< 0.05
Endrin aldehyde	0.05	mg/kg	-	< 0.05	-	< 0.05
Endrin ketone	0.05	mg/kg	-	< 0.05	-	< 0.05
g-HCH (Lindane)	0.05	mg/kg	-	< 0.05	-	< 0.05
Heptachlor	0.05	mg/kg	-	< 0.05	-	< 0.05
Heptachlor epoxide	0.05	mg/kg	-	< 0.05	-	< 0.05
Hexachlorobenzene	0.05	mg/kg	-	< 0.05	-	< 0.05
Methoxychlor	0.05	mg/kg	-	< 0.05	-	< 0.05
Toxaphene	0.5	mg/kg	-	< 0.5	-	< 0.5
Aldrin and Dieldrin (Total)*	0.05	mg/kg	-	< 0.05	-	< 0.05
DDT + DDE + DDD (Total)*	0.05	mg/kg	-	< 0.05	-	< 0.05
Vic EPA IWRG 621 OCP (Total)*	0.1	mg/kg	-	< 0.1	-	< 0.1
Vic EPA IWRG 621 Other OCP (Total)*	0.1	mg/kg	-	< 0.1	-	< 0.1
Dibutylchloroendate (surr.)	1	%	-	78	-	62
Tetrachloro-m-xylene (surr.)	1	%	-	66	-	93

Client Sample ID			220621-SS13	220621-SS14	220621-SS15	220621-SS16
Sample Matrix			Soil	Soil	Soil	Soil
Eurofins Sample No.			M22- Jn0050621	M22- Jn0050622	M22- Jn0050623	M22- Jn0050624
Date Sampled			Jun 21, 2022	Jun 21, 2022	Jun 21, 2022	Jun 21, 2022
Test/Reference	LOR	Unit				
Polycyclic Aromatic Hydrocarbons						
Benzo(a)pyrene TEQ (lower bound) *	0.5	mg/kg	-	< 0.5	-	< 0.5
Benzo(a)pyrene TEQ (medium bound) *	0.5	mg/kg	-	0.6	-	0.6
Benzo(a)pyrene TEQ (upper bound) *	0.5	mg/kg	-	1.2	-	1.2
Acenaphthene	0.5	mg/kg	-	< 0.5	-	< 0.5
Acenaphthylene	0.5	mg/kg	-	< 0.5	-	< 0.5
Anthracene	0.5	mg/kg	-	< 0.5	-	< 0.5
Benz(a)anthracene	0.5	mg/kg	-	< 0.5	-	< 0.5
Benzo(a)pyrene	0.5	mg/kg	-	< 0.5	-	< 0.5
Benzo(b&j)fluoranthene ^{N07}	0.5	mg/kg	-	< 0.5	-	< 0.5
Benzo(g,h,i)perylene	0.5	mg/kg	-	< 0.5	-	< 0.5
Benzo(k)fluoranthene	0.5	mg/kg	-	< 0.5	-	< 0.5
Chrysene	0.5	mg/kg	-	< 0.5	-	< 0.5
Dibenz(a,h)anthracene	0.5	mg/kg	-	< 0.5	-	< 0.5

Client Sample ID			220621-SS13	220621-SS14	220621-SS15	220621-SS16
Sample Matrix			Soil	Soil	Soil	Soil
Eurofins Sample No.			M22- Jn0050621	M22- Jn0050622	M22- Jn0050623	M22- Jn0050624
Date Sampled			Jun 21, 2022	Jun 21, 2022	Jun 21, 2022	Jun 21, 2022
Test/Reference	LOR	Unit				
Polycyclic Aromatic Hydrocarbons						
Fluoranthene	0.5	mg/kg	-	< 0.5	-	< 0.5
Fluorene	0.5	mg/kg	-	< 0.5	-	< 0.5
Indeno(1.2.3-cd)pyrene	0.5	mg/kg	-	< 0.5	-	< 0.5
Naphthalene	0.5	mg/kg	-	< 0.5	-	< 0.5
Phenanthrene	0.5	mg/kg	-	< 0.5	-	< 0.5
Pyrene	0.5	mg/kg	-	< 0.5	-	< 0.5
Total PAH*	0.5	mg/kg	-	< 0.5	-	< 0.5
2-Fluorobiphenyl (surr.)	1	%	-	79	-	83
p-Terphenyl-d14 (surr.)	1	%	-	83	-	97
Heavy Metals						
Antimony	10	mg/kg	< 10	< 10	< 10	< 10
Arsenic	2	mg/kg	2.9	< 2	< 2	< 2
Barium	10	mg/kg	130	26	38	35
Beryllium	2	mg/kg	< 2	< 2	< 2	< 2
Boron	10	mg/kg	16	< 10	< 10	< 10
Cadmium	0.4	mg/kg	0.4	< 0.4	< 0.4	< 0.4
Chromium	5	mg/kg	7.8	< 5	< 5	< 5
Cobalt	5	mg/kg	< 5	< 5	< 5	< 5
Copper	5	mg/kg	17	11	12	< 5
Iron	20	mg/kg	6800	3200	5500	3500
Lead	5	mg/kg	29	< 5	6.0	5.8
Manganese	5	mg/kg	340	77	89	26
Mercury	0.1	mg/kg	< 0.1	< 0.1	< 0.1	< 0.1
Molybdenum	5	mg/kg	< 5	< 5	< 5	< 5
Nickel	5	mg/kg	5.5	< 5	< 5	< 5
Selenium	2	mg/kg	< 2	< 2	< 2	< 2
Silver	2	mg/kg	< 2	< 2	< 2	< 2
Tin	10	mg/kg	< 10	< 10	< 10	< 10
Vanadium	10	mg/kg	17	11	16	< 10
Zinc	5	mg/kg	92	7.1	8.1	5.5
% Moisture						
% Moisture	1	%	37	22	29	27
Organochlorine Pesticides						
Chlordanes - Total	0.1	mg/kg	-	< 0.1	-	< 0.1
4.4'-DDD	0.05	mg/kg	-	< 0.05	-	< 0.05
4.4'-DDE	0.05	mg/kg	-	< 0.05	-	< 0.05
4.4'-DDT	0.05	mg/kg	-	< 0.05	-	< 0.05
a-HCH	0.05	mg/kg	-	< 0.05	-	< 0.05
Aldrin	0.05	mg/kg	-	< 0.05	-	< 0.05
b-HCH	0.05	mg/kg	-	< 0.05	-	< 0.05
d-HCH	0.05	mg/kg	-	< 0.05	-	< 0.05
Dieldrin	0.05	mg/kg	-	< 0.05	-	< 0.05
Endosulfan I	0.05	mg/kg	-	< 0.05	-	< 0.05
Endosulfan II	0.05	mg/kg	-	< 0.05	-	< 0.05
Endosulfan sulphate	0.05	mg/kg	-	< 0.05	-	< 0.05
Endrin	0.05	mg/kg	-	< 0.05	-	< 0.05
Endrin aldehyde	0.05	mg/kg	-	< 0.05	-	< 0.05
Endrin ketone	0.05	mg/kg	-	< 0.05	-	< 0.05
g-HCH (Lindane)	0.05	mg/kg	-	< 0.05	-	< 0.05

Client Sample ID			220621-SS13	220621-SS14	220621-SS15	220621-SS16
Sample Matrix			Soil	Soil	Soil	Soil
Eurofins Sample No.			M22- Jn0050621	M22- Jn0050622	M22- Jn0050623	M22- Jn0050624
Date Sampled			Jun 21, 2022	Jun 21, 2022	Jun 21, 2022	Jun 21, 2022
Test/Reference	LOR	Unit				
Organochlorine Pesticides						
Heptachlor	0.05	mg/kg	-	< 0.05	-	< 0.05
Heptachlor epoxide	0.05	mg/kg	-	< 0.05	-	< 0.05
Hexachlorobenzene	0.05	mg/kg	-	< 0.05	-	< 0.05
Methoxychlor	0.05	mg/kg	-	< 0.05	-	< 0.05
Toxaphene	0.5	mg/kg	-	< 0.5	-	< 0.5
Aldrin and Dieldrin (Total)*	0.05	mg/kg	-	< 0.05	-	< 0.05
DDT + DDE + DDD (Total)*	0.05	mg/kg	-	< 0.05	-	< 0.05
Vic EPA IWRG 621 OCP (Total)*	0.1	mg/kg	-	< 0.1	-	< 0.1
Vic EPA IWRG 621 Other OCP (Total)*	0.1	mg/kg	-	< 0.1	-	< 0.1
Dibutylchloroendate (surr.)	1	%	-	123	-	67
Tetrachloro-m-xylene (surr.)	1	%	-	71	-	101

Client Sample ID			220621-SS17	220621-SS18	220621-SS19	220621-SS20
Sample Matrix			Soil	Soil	Soil	Soil
Eurofins Sample No.			M22- Jn0050625	M22- Jn0050626	M22- Jn0050627	M22- Jn0050628
Date Sampled			Jun 21, 2022	Jun 21, 2022	Jun 21, 2022	Jun 21, 2022
Test/Reference	LOR	Unit				
Polycyclic Aromatic Hydrocarbons						
Benzo(a)pyrene TEQ (lower bound) *	0.5	mg/kg	-	< 0.5	-	< 0.5
Benzo(a)pyrene TEQ (medium bound) *	0.5	mg/kg	-	0.6	-	0.6
Benzo(a)pyrene TEQ (upper bound) *	0.5	mg/kg	-	1.2	-	1.2
Acenaphthene	0.5	mg/kg	-	< 0.5	-	< 0.5
Acenaphthylene	0.5	mg/kg	-	< 0.5	-	< 0.5
Anthracene	0.5	mg/kg	-	< 0.5	-	< 0.5
Benz(a)anthracene	0.5	mg/kg	-	< 0.5	-	< 0.5
Benzo(a)pyrene	0.5	mg/kg	-	< 0.5	-	< 0.5
Benzo(b&j)fluoranthene ^{N07}	0.5	mg/kg	-	< 0.5	-	< 0.5
Benzo(g,h,i)perylene	0.5	mg/kg	-	< 0.5	-	< 0.5
Benzo(k)fluoranthene	0.5	mg/kg	-	< 0.5	-	< 0.5
Chrysene	0.5	mg/kg	-	< 0.5	-	< 0.5
Dibenz(a,h)anthracene	0.5	mg/kg	-	< 0.5	-	< 0.5
Fluoranthene	0.5	mg/kg	-	< 0.5	-	< 0.5
Fluorene	0.5	mg/kg	-	< 0.5	-	< 0.5
Indeno(1.2.3-cd)pyrene	0.5	mg/kg	-	< 0.5	-	< 0.5
Naphthalene	0.5	mg/kg	-	< 0.5	-	< 0.5
Phenanthrene	0.5	mg/kg	-	< 0.5	-	< 0.5
Pyrene	0.5	mg/kg	-	< 0.5	-	< 0.5
Total PAH*	0.5	mg/kg	-	< 0.5	-	< 0.5
2-Fluorobiphenyl (surr.)	1	%	-	69	-	71
p-Terphenyl-d14 (surr.)	1	%	-	66	-	75
Heavy Metals						
Antimony	10	mg/kg	< 10	< 10	< 10	< 10
Arsenic	2	mg/kg	< 2	< 2	< 2	< 2
Barium	10	mg/kg	95	22	61	29
Beryllium	2	mg/kg	< 2	< 2	< 2	< 2
Boron	10	mg/kg	15	< 10	< 10	< 10
Cadmium	0.4	mg/kg	< 0.4	< 0.4	< 0.4	< 0.4

Client Sample ID			220621-SS17	220621-SS18	220621-SS19	220621-SS20
Sample Matrix			Soil	Soil	Soil	Soil
Eurofins Sample No.			M22- Jn0050625	M22- Jn0050626	M22- Jn0050627	M22- Jn0050628
Date Sampled			Jun 21, 2022	Jun 21, 2022	Jun 21, 2022	Jun 21, 2022
Test/Reference	LOR	Unit				
Heavy Metals						
Chromium	5	mg/kg	7.0	5.2	6.6	8.3
Cobalt	5	mg/kg	< 5	< 5	< 5	< 5
Copper	5	mg/kg	9.3	< 5	6.9	5.8
Iron	20	mg/kg	10000	5100	5000	5600
Lead	5	mg/kg	35	< 5	7.6	6.6
Manganese	5	mg/kg	170	48	130	49
Mercury	0.1	mg/kg	0.1	< 0.1	< 0.1	< 0.1
Molybdenum	5	mg/kg	< 5	< 5	< 5	< 5
Nickel	5	mg/kg	< 5	< 5	< 5	< 5
Selenium	2	mg/kg	< 2	< 2	< 2	< 2
Silver	2	mg/kg	< 2	< 2	< 2	< 2
Tin	10	mg/kg	< 10	< 10	< 10	< 10
Vanadium	10	mg/kg	17	22	18	23
Zinc	5	mg/kg	37	< 5	7.4	5.5
% Moisture						
	1	%	22	20	27	23
Organochlorine Pesticides						
Chlordanes - Total	0.1	mg/kg	-	< 0.1	-	< 0.1
4,4'-DDD	0.05	mg/kg	-	< 0.05	-	< 0.05
4,4'-DDE	0.05	mg/kg	-	< 0.05	-	< 0.05
4,4'-DDT	0.05	mg/kg	-	< 0.05	-	< 0.05
a-HCH	0.05	mg/kg	-	< 0.05	-	< 0.05
Aldrin	0.05	mg/kg	-	< 0.05	-	< 0.05
b-HCH	0.05	mg/kg	-	< 0.05	-	< 0.05
d-HCH	0.05	mg/kg	-	< 0.05	-	< 0.05
Dieldrin	0.05	mg/kg	-	< 0.05	-	< 0.05
Endosulfan I	0.05	mg/kg	-	< 0.05	-	< 0.05
Endosulfan II	0.05	mg/kg	-	< 0.05	-	< 0.05
Endosulfan sulphate	0.05	mg/kg	-	< 0.05	-	< 0.05
Endrin	0.05	mg/kg	-	< 0.05	-	< 0.05
Endrin aldehyde	0.05	mg/kg	-	< 0.05	-	< 0.05
Endrin ketone	0.05	mg/kg	-	< 0.05	-	< 0.05
g-HCH (Lindane)	0.05	mg/kg	-	< 0.05	-	< 0.05
Heptachlor	0.05	mg/kg	-	< 0.05	-	< 0.05
Heptachlor epoxide	0.05	mg/kg	-	< 0.05	-	< 0.05
Hexachlorobenzene	0.05	mg/kg	-	< 0.05	-	< 0.05
Methoxychlor	0.05	mg/kg	-	< 0.05	-	< 0.05
Toxaphene	0.5	mg/kg	-	< 0.5	-	< 0.5
Aldrin and Dieldrin (Total)*	0.05	mg/kg	-	< 0.05	-	< 0.05
DDT + DDE + DDD (Total)*	0.05	mg/kg	-	< 0.05	-	< 0.05
Vic EPA IWRG 621 OCP (Total)*	0.1	mg/kg	-	< 0.1	-	< 0.1
Vic EPA IWRG 621 Other OCP (Total)*	0.1	mg/kg	-	< 0.1	-	< 0.1
Dibutylchloroendate (surr.)	1	%	-	111	-	135
Tetrachloro-m-xylene (surr.)	1	%	-	51	-	73

Client Sample ID			220621-SS21	220621-SS22	220621-SS23	220621-SS24
Sample Matrix			Soil	Soil	Soil	Soil
Eurofins Sample No.			M22- Jn0050629	M22- Jn0050630	M22- Jn0050631	M22- Jn0050632
Date Sampled			Jun 21, 2022	Jun 21, 2022	Jun 21, 2022	Jun 21, 2022
Test/Reference	LOR	Unit				
Polycyclic Aromatic Hydrocarbons						
Benzo(a)pyrene TEQ (lower bound) *	0.5	mg/kg	< 0.5	-	< 0.5	-
Benzo(a)pyrene TEQ (medium bound) *	0.5	mg/kg	0.6	-	0.6	-
Benzo(a)pyrene TEQ (upper bound) *	0.5	mg/kg	1.2	-	1.2	-
Acenaphthene	0.5	mg/kg	< 0.5	-	< 0.5	-
Acenaphthylene	0.5	mg/kg	< 0.5	-	< 0.5	-
Anthracene	0.5	mg/kg	< 0.5	-	< 0.5	-
Benz(a)anthracene	0.5	mg/kg	< 0.5	-	< 0.5	-
Benzo(a)pyrene	0.5	mg/kg	< 0.5	-	< 0.5	-
Benzo(b&j)fluoranthene ^{N07}	0.5	mg/kg	< 0.5	-	< 0.5	-
Benzo(g,h,i)perylene	0.5	mg/kg	< 0.5	-	< 0.5	-
Benzo(k)fluoranthene	0.5	mg/kg	< 0.5	-	< 0.5	-
Chrysene	0.5	mg/kg	< 0.5	-	< 0.5	-
Dibenz(a,h)anthracene	0.5	mg/kg	< 0.5	-	< 0.5	-
Fluoranthene	0.5	mg/kg	< 0.5	-	< 0.5	-
Fluorene	0.5	mg/kg	< 0.5	-	< 0.5	-
Indeno(1.2.3-cd)pyrene	0.5	mg/kg	< 0.5	-	< 0.5	-
Naphthalene	0.5	mg/kg	< 0.5	-	< 0.5	-
Phenanthrene	0.5	mg/kg	< 0.5	-	< 0.5	-
Pyrene	0.5	mg/kg	< 0.5	-	< 0.5	-
Total PAH*	0.5	mg/kg	< 0.5	-	< 0.5	-
2-Fluorobiphenyl (surr.)	1	%	78	-	53	-
p-Terphenyl-d14 (surr.)	1	%	93	-	70	-
Heavy Metals						
Antimony	10	mg/kg	< 10	< 10	< 10	< 10
Arsenic	2	mg/kg	< 2	< 2	< 2	2.6
Barium	10	mg/kg	75	170	45	180
Beryllium	2	mg/kg	< 2	< 2	< 2	< 2
Boron	10	mg/kg	< 10	< 10	< 10	< 10
Cadmium	0.4	mg/kg	< 0.4	< 0.4	< 0.4	< 0.4
Chromium	5	mg/kg	24	6.4	< 5	6.5
Cobalt	5	mg/kg	6.4	< 5	< 5	< 5
Copper	5	mg/kg	5.9	< 5	< 5	9.6
Iron	20	mg/kg	18000	7700	4800	13000
Lead	5	mg/kg	9.0	< 5	6.3	24
Manganese	5	mg/kg	45	8.8	49	13
Mercury	0.1	mg/kg	< 0.1	< 0.1	< 0.1	< 0.1
Molybdenum	5	mg/kg	< 5	< 5	< 5	< 5
Nickel	5	mg/kg	12	< 5	< 5	< 5
Selenium	2	mg/kg	< 2	< 2	< 2	< 2
Silver	2	mg/kg	< 2	< 2	< 2	< 2
Tin	10	mg/kg	< 10	< 10	< 10	< 10
Vanadium	10	mg/kg	40	15	14	28
Zinc	5	mg/kg	15	6.5	6.1	< 5
% Moisture	1	%	16	14	28	12

Client Sample ID			220621-SS21	220621-SS22	220621-SS23	220621-SS24
Sample Matrix			Soil	Soil	Soil	Soil
Eurofins Sample No.			M22- Jn0050629	M22- Jn0050630	M22- Jn0050631	M22- Jn0050632
Date Sampled			Jun 21, 2022	Jun 21, 2022	Jun 21, 2022	Jun 21, 2022
Test/Reference	LOR	Unit				
Organochlorine Pesticides						
Chlordanes - Total	0.1	mg/kg	-	-	< 0.1	-
4.4'-DDD	0.05	mg/kg	-	-	< 0.05	-
4.4'-DDE	0.05	mg/kg	-	-	< 0.05	-
4.4'-DDT	0.05	mg/kg	-	-	< 0.05	-
a-HCH	0.05	mg/kg	-	-	< 0.05	-
Aldrin	0.05	mg/kg	-	-	< 0.05	-
b-HCH	0.05	mg/kg	-	-	< 0.05	-
d-HCH	0.05	mg/kg	-	-	< 0.05	-
Dieldrin	0.05	mg/kg	-	-	< 0.05	-
Endosulfan I	0.05	mg/kg	-	-	< 0.05	-
Endosulfan II	0.05	mg/kg	-	-	< 0.05	-
Endosulfan sulphate	0.05	mg/kg	-	-	< 0.05	-
Endrin	0.05	mg/kg	-	-	< 0.05	-
Endrin aldehyde	0.05	mg/kg	-	-	< 0.05	-
Endrin ketone	0.05	mg/kg	-	-	< 0.05	-
g-HCH (Lindane)	0.05	mg/kg	-	-	< 0.05	-
Heptachlor	0.05	mg/kg	-	-	< 0.05	-
Heptachlor epoxide	0.05	mg/kg	-	-	< 0.05	-
Hexachlorobenzene	0.05	mg/kg	-	-	< 0.05	-
Methoxychlor	0.05	mg/kg	-	-	< 0.05	-
Toxaphene	0.5	mg/kg	-	-	< 0.5	-
Aldrin and Dieldrin (Total)*	0.05	mg/kg	-	-	< 0.05	-
DDT + DDE + DDD (Total)*	0.05	mg/kg	-	-	< 0.05	-
Vic EPA IWRG 621 OCP (Total)*	0.1	mg/kg	-	-	< 0.1	-
Vic EPA IWRG 621 Other OCP (Total)*	0.1	mg/kg	-	-	< 0.1	-
Dibutylchloroendate (surr.)	1	%	-	-	108	-
Tetrachloro-m-xylene (surr.)	1	%	-	-	51	-
Total Recoverable Hydrocarbons						
TRH C6-C9	20	mg/kg	< 20	-	-	-
TRH C10-C14	20	mg/kg	< 20	-	-	-
TRH C15-C28	50	mg/kg	< 50	-	-	-
TRH C29-C36	50	mg/kg	< 50	-	-	-
TRH C10-C36 (Total)	50	mg/kg	< 50	-	-	-
Naphthalene ^{N02}	0.5	mg/kg	< 0.5	-	-	-
TRH C6-C10	20	mg/kg	< 20	-	-	-
TRH C6-C10 less BTEX (F1) ^{N04}	20	mg/kg	< 20	-	-	-
TRH >C10-C16	50	mg/kg	< 50	-	-	-
TRH >C10-C16 less Naphthalene (F2) ^{N01}	50	mg/kg	< 50	-	-	-
TRH >C16-C34	100	mg/kg	< 100	-	-	-
TRH >C34-C40	100	mg/kg	< 100	-	-	-
TRH >C10-C40 (total)*	100	mg/kg	< 100	-	-	-

Client Sample ID			220621-SS25	220621-SS26	220621-SS27	220621-SS28
Sample Matrix			Soil	Soil	Soil	Soil
Eurofins Sample No.			M22- Jn0050633	M22- Jn0050634	M22- Jn0050635	M22- Jn0050636
Date Sampled			Jun 21, 2022	Jun 21, 2022	Jun 21, 2022	Jun 21, 2022
Test/Reference	LOR	Unit				
Polycyclic Aromatic Hydrocarbons						
Benzo(a)pyrene TEQ (lower bound) *	0.5	mg/kg	-	< 0.5	-	< 0.5
Benzo(a)pyrene TEQ (medium bound) *	0.5	mg/kg	-	0.6	-	0.6
Benzo(a)pyrene TEQ (upper bound) *	0.5	mg/kg	-	1.2	-	1.2
Acenaphthene	0.5	mg/kg	-	< 0.5	-	< 0.5
Acenaphthylene	0.5	mg/kg	-	< 0.5	-	< 0.5
Anthracene	0.5	mg/kg	-	< 0.5	-	< 0.5
Benz(a)anthracene	0.5	mg/kg	-	< 0.5	-	< 0.5
Benzo(a)pyrene	0.5	mg/kg	-	< 0.5	-	< 0.5
Benzo(b&j)fluoranthene ^{N07}	0.5	mg/kg	-	< 0.5	-	< 0.5
Benzo(g,h,i)perylene	0.5	mg/kg	-	< 0.5	-	< 0.5
Benzo(k)fluoranthene	0.5	mg/kg	-	< 0.5	-	< 0.5
Chrysene	0.5	mg/kg	-	< 0.5	-	< 0.5
Dibenz(a,h)anthracene	0.5	mg/kg	-	< 0.5	-	< 0.5
Fluoranthene	0.5	mg/kg	-	< 0.5	-	< 0.5
Fluorene	0.5	mg/kg	-	< 0.5	-	< 0.5
Indeno(1.2.3-cd)pyrene	0.5	mg/kg	-	< 0.5	-	< 0.5
Naphthalene	0.5	mg/kg	-	< 0.5	-	< 0.5
Phenanthrene	0.5	mg/kg	-	< 0.5	-	< 0.5
Pyrene	0.5	mg/kg	-	< 0.5	-	< 0.5
Total PAH*	0.5	mg/kg	-	< 0.5	-	< 0.5
2-Fluorobiphenyl (surr.)	1	%	-	71	-	63
p-Terphenyl-d14 (surr.)	1	%	-	72	-	68
Heavy Metals						
Antimony	10	mg/kg	< 10	< 10	< 10	< 10
Arsenic	2	mg/kg	4.5	< 2	14	< 2
Barium	10	mg/kg	63	79	29	30
Beryllium	2	mg/kg	< 2	< 2	< 2	< 2
Boron	10	mg/kg	< 10	< 10	< 10	< 10
Cadmium	0.4	mg/kg	< 0.4	< 0.4	< 0.4	< 0.4
Chromium	5	mg/kg	29	15	20	5.4
Cobalt	5	mg/kg	9.6	< 5	< 5	< 5
Copper	5	mg/kg	6.7	6.4	< 5	< 5
Iron	20	mg/kg	34000	15000	47000	5100
Lead	5	mg/kg	11	8.5	12	8.5
Manganese	5	mg/kg	80	85	62	35
Mercury	0.1	mg/kg	< 0.1	< 0.1	< 0.1	< 0.1
Molybdenum	5	mg/kg	< 5	< 5	< 5	< 5
Nickel	5	mg/kg	11	5.5	< 5	< 5
Selenium	2	mg/kg	< 2	< 2	< 2	< 2
Silver	2	mg/kg	< 2	< 2	< 2	< 2
Tin	10	mg/kg	< 10	< 10	< 10	< 10
Vanadium	10	mg/kg	66	35	100	18
Zinc	5	mg/kg	18	13	6.4	6.8
% Moisture	1	%	22	20	17	18

Client Sample ID			220621-SS25	220621-SS26	220621-SS27	220621-SS28
Sample Matrix			Soil	Soil	Soil	Soil
Eurofins Sample No.			M22- Jn0050633	M22- Jn0050634	M22- Jn0050635	M22- Jn0050636
Date Sampled			Jun 21, 2022	Jun 21, 2022	Jun 21, 2022	Jun 21, 2022
Test/Reference	LOR	Unit				
Organochlorine Pesticides						
Chlordanes - Total	0.1	mg/kg	-	< 0.1	-	< 0.1
4,4'-DDD	0.05	mg/kg	-	< 0.05	-	< 0.05
4,4'-DDE	0.05	mg/kg	-	< 0.05	-	< 0.05
4,4'-DDT	0.05	mg/kg	-	< 0.05	-	< 0.05
a-HCH	0.05	mg/kg	-	< 0.05	-	< 0.05
Aldrin	0.05	mg/kg	-	< 0.05	-	< 0.05
b-HCH	0.05	mg/kg	-	< 0.05	-	< 0.05
d-HCH	0.05	mg/kg	-	< 0.05	-	< 0.05
Dieldrin	0.05	mg/kg	-	< 0.05	-	< 0.05
Endosulfan I	0.05	mg/kg	-	< 0.05	-	< 0.05
Endosulfan II	0.05	mg/kg	-	< 0.05	-	< 0.05
Endosulfan sulphate	0.05	mg/kg	-	< 0.05	-	< 0.05
Endrin	0.05	mg/kg	-	< 0.05	-	< 0.05
Endrin aldehyde	0.05	mg/kg	-	< 0.05	-	< 0.05
Endrin ketone	0.05	mg/kg	-	< 0.05	-	< 0.05
g-HCH (Lindane)	0.05	mg/kg	-	< 0.05	-	< 0.05
Heptachlor	0.05	mg/kg	-	< 0.05	-	< 0.05
Heptachlor epoxide	0.05	mg/kg	-	< 0.05	-	< 0.05
Hexachlorobenzene	0.05	mg/kg	-	< 0.05	-	< 0.05
Methoxychlor	0.05	mg/kg	-	< 0.05	-	< 0.05
Toxaphene	0.5	mg/kg	-	< 0.5	-	< 0.5
Aldrin and Dieldrin (Total)*	0.05	mg/kg	-	< 0.05	-	< 0.05
DDT + DDE + DDD (Total)*	0.05	mg/kg	-	< 0.05	-	< 0.05
Vic EPA IWRG 621 OCP (Total)*	0.1	mg/kg	-	< 0.1	-	< 0.1
Vic EPA IWRG 621 Other OCP (Total)*	0.1	mg/kg	-	< 0.1	-	< 0.1
Dibutylchloroendate (surr.)	1	%	-	98	-	93
Tetrachloro-m-xylene (surr.)	1	%	-	62	-	57

Client Sample ID			220621-SS29	220621-D03	220621-D02	220621-D01
Sample Matrix			Soil	Soil	Soil	Soil
Eurofins Sample No.			M22- Jn0050637	M22- Jn0050638	M22- Jn0050639	M22- Jn0050640
Date Sampled			Jun 21, 2022	Jun 21, 2022	Jun 21, 2022	Jun 21, 2022
Test/Reference	LOR	Unit				
Polycyclic Aromatic Hydrocarbons						
Benzo(a)pyrene TEQ (lower bound) *	0.5	mg/kg	< 0.5	< 0.5	< 0.5	< 0.5
Benzo(a)pyrene TEQ (medium bound) *	0.5	mg/kg	0.6	0.6	0.6	0.6
Benzo(a)pyrene TEQ (upper bound) *	0.5	mg/kg	1.2	1.2	1.2	1.2
Acenaphthene	0.5	mg/kg	< 0.5	< 0.5	< 0.5	< 0.5
Acenaphthylene	0.5	mg/kg	< 0.5	< 0.5	< 0.5	< 0.5
Anthracene	0.5	mg/kg	< 0.5	< 0.5	< 0.5	< 0.5
Benz(a)anthracene	0.5	mg/kg	< 0.5	< 0.5	< 0.5	< 0.5
Benzo(a)pyrene	0.5	mg/kg	< 0.5	< 0.5	< 0.5	< 0.5
Benzo(b&j)fluoranthene ^{N07}	0.5	mg/kg	< 0.5	< 0.5	< 0.5	< 0.5
Benzo(g,h,i)perylene	0.5	mg/kg	< 0.5	< 0.5	< 0.5	< 0.5
Benzo(k)fluoranthene	0.5	mg/kg	< 0.5	< 0.5	< 0.5	< 0.5
Chrysene	0.5	mg/kg	< 0.5	< 0.5	< 0.5	< 0.5
Dibenz(a,h)anthracene	0.5	mg/kg	< 0.5	< 0.5	< 0.5	< 0.5

Client Sample ID			220621-SS29	220621-D03	220621-D02	220621-D01
Sample Matrix			Soil	Soil	Soil	Soil
Eurofins Sample No.			M22- Jn0050637	M22- Jn0050638	M22- Jn0050639	M22- Jn0050640
Date Sampled			Jun 21, 2022	Jun 21, 2022	Jun 21, 2022	Jun 21, 2022
Test/Reference	LOR	Unit				
Polycyclic Aromatic Hydrocarbons						
Fluoranthene	0.5	mg/kg	< 0.5	< 0.5	< 0.5	< 0.5
Fluorene	0.5	mg/kg	< 0.5	< 0.5	< 0.5	< 0.5
Indeno(1.2.3-cd)pyrene	0.5	mg/kg	< 0.5	< 0.5	< 0.5	< 0.5
Naphthalene	0.5	mg/kg	< 0.5	< 0.5	< 0.5	< 0.5
Phenanthrene	0.5	mg/kg	< 0.5	< 0.5	< 0.5	< 0.5
Pyrene	0.5	mg/kg	< 0.5	< 0.5	< 0.5	< 0.5
Total PAH*	0.5	mg/kg	< 0.5	< 0.5	< 0.5	< 0.5
2-Fluorobiphenyl (surr.)	1	%	91	81	91	109
p-Terphenyl-d14 (surr.)	1	%	106	94	128	144
Heavy Metals						
Antimony	10	mg/kg	< 10	< 10	< 10	< 10
Arsenic	2	mg/kg	< 2	3.5	4.2	< 2
Barium	10	mg/kg	48	82	51	34
Beryllium	2	mg/kg	< 2	< 2	< 2	< 2
Boron	10	mg/kg	12	< 10	< 10	< 10
Cadmium	0.4	mg/kg	< 0.4	< 0.4	< 0.4	< 0.4
Chromium	5	mg/kg	7.6	9.6	21	5.2
Cobalt	5	mg/kg	< 5	< 5	6.3	< 5
Copper	5	mg/kg	5.4	18	5.6	< 5
Iron	20	mg/kg	5800	8900	26000	5500
Lead	5	mg/kg	9.3	140	13	5.6
Manganese	5	mg/kg	170	190	68	66
Mercury	0.1	mg/kg	< 0.1	< 0.1	< 0.1	< 0.1
Molybdenum	5	mg/kg	< 5	< 5	< 5	< 5
Nickel	5	mg/kg	< 5	5.8	8.3	< 5
Selenium	2	mg/kg	< 2	< 2	< 2	< 2
Silver	2	mg/kg	< 2	< 2	< 2	< 2
Tin	10	mg/kg	< 10	< 10	< 10	< 10
Vanadium	10	mg/kg	17	14	56	15
Zinc	5	mg/kg	17	360	18	5.2
% Moisture						
% Moisture	1	%	26	18	17	17
Organochlorine Pesticides						
Chlordanes - Total	0.1	mg/kg	< 0.1	-	-	-
4.4'-DDD	0.05	mg/kg	< 0.05	-	-	-
4.4'-DDE	0.05	mg/kg	< 0.05	-	-	-
4.4'-DDT	0.05	mg/kg	< 0.05	-	-	-
a-HCH	0.05	mg/kg	< 0.05	-	-	-
Aldrin	0.05	mg/kg	< 0.05	-	-	-
b-HCH	0.05	mg/kg	< 0.05	-	-	-
d-HCH	0.05	mg/kg	< 0.05	-	-	-
Dieldrin	0.05	mg/kg	< 0.05	-	-	-
Endosulfan I	0.05	mg/kg	< 0.05	-	-	-
Endosulfan II	0.05	mg/kg	< 0.05	-	-	-
Endosulfan sulphate	0.05	mg/kg	< 0.05	-	-	-
Endrin	0.05	mg/kg	< 0.05	-	-	-
Endrin aldehyde	0.05	mg/kg	< 0.05	-	-	-
Endrin ketone	0.05	mg/kg	< 0.05	-	-	-
g-HCH (Lindane)	0.05	mg/kg	< 0.05	-	-	-

Client Sample ID			220621-SS29	220621-D03	220621-D02	220621-D01
Sample Matrix			Soil	Soil	Soil	Soil
Eurofins Sample No.			M22- Jn0050637	M22- Jn0050638	M22- Jn0050639	M22- Jn0050640
Date Sampled			Jun 21, 2022	Jun 21, 2022	Jun 21, 2022	Jun 21, 2022
Test/Reference	LOR	Unit				
Organochlorine Pesticides						
Heptachlor	0.05	mg/kg	< 0.05	-	-	-
Heptachlor epoxide	0.05	mg/kg	< 0.05	-	-	-
Hexachlorobenzene	0.05	mg/kg	< 0.05	-	-	-
Methoxychlor	0.05	mg/kg	< 0.05	-	-	-
Toxaphene	0.5	mg/kg	< 0.5	-	-	-
Aldrin and Dieldrin (Total)*	0.05	mg/kg	< 0.05	-	-	-
DDT + DDE + DDD (Total)*	0.05	mg/kg	< 0.05	-	-	-
Vic EPA IWRG 621 OCP (Total)*	0.1	mg/kg	< 0.1	-	-	-
Vic EPA IWRG 621 Other OCP (Total)*	0.1	mg/kg	< 0.1	-	-	-
Dibutylchloroendate (surr.)	1	%	150	-	-	-
Tetrachloro-m-xylene (surr.)	1	%	109	-	-	-
Total Recoverable Hydrocarbons						
TRH C6-C9	20	mg/kg	-	< 20	-	< 20
TRH C10-C14	20	mg/kg	-	< 20	-	< 20
TRH C15-C28	50	mg/kg	-	< 50	-	< 50
TRH C29-C36	50	mg/kg	-	< 50	-	< 50
TRH C10-C36 (Total)	50	mg/kg	-	< 50	-	< 50
Naphthalene ^{N02}	0.5	mg/kg	-	< 0.5	-	< 0.5
TRH C6-C10	20	mg/kg	-	< 20	-	< 20
TRH C6-C10 less BTEX (F1) ^{N04}	20	mg/kg	-	< 20	-	< 20
TRH >C10-C16	50	mg/kg	-	< 50	-	< 50
TRH >C10-C16 less Naphthalene (F2) ^{N01}	50	mg/kg	-	< 50	-	< 50
TRH >C16-C34	100	mg/kg	-	< 100	-	< 100
TRH >C34-C40	100	mg/kg	-	< 100	-	< 100
TRH >C10-C40 (total)*	100	mg/kg	-	< 100	-	< 100

Client Sample ID			TP09/0.5-0.6
Sample Matrix			Soil
Eurofins Sample No.			M22- Jn0050670
Date Sampled			Jun 21, 2022
Test/Reference	LOR	Unit	
Polycyclic Aromatic Hydrocarbons			
Benzo(a)pyrene TEQ (lower bound) *	0.5	mg/kg	< 0.5
Benzo(a)pyrene TEQ (medium bound) *	0.5	mg/kg	0.6
Benzo(a)pyrene TEQ (upper bound) *	0.5	mg/kg	1.2
Acenaphthene	0.5	mg/kg	< 0.5
Acenaphthylene	0.5	mg/kg	< 0.5
Anthracene	0.5	mg/kg	< 0.5
Benz(a)anthracene	0.5	mg/kg	< 0.5
Benzo(a)pyrene	0.5	mg/kg	< 0.5
Benzo(b&j)fluoranthene ^{N07}	0.5	mg/kg	< 0.5
Benzo(g,h,i)perylene	0.5	mg/kg	< 0.5
Benzo(k)fluoranthene	0.5	mg/kg	< 0.5
Chrysene	0.5	mg/kg	< 0.5
Dibenz(a,h)anthracene	0.5	mg/kg	< 0.5
Fluoranthene	0.5	mg/kg	< 0.5
Fluorene	0.5	mg/kg	< 0.5

Client Sample ID			TP09/0.5-0.6
Sample Matrix			Soil
Eurofins Sample No.			M22- Jn0050670
Date Sampled			Jun 21, 2022
Test/Reference	LOR	Unit	
Polycyclic Aromatic Hydrocarbons			
Indeno(1.2.3-cd)pyrene	0.5	mg/kg	< 0.5
Naphthalene	0.5	mg/kg	< 0.5
Phenanthrene	0.5	mg/kg	< 0.5
Pyrene	0.5	mg/kg	< 0.5
Total PAH*	0.5	mg/kg	< 0.5
2-Fluorobiphenyl (surr.)	1	%	76
p-Terphenyl-d14 (surr.)	1	%	51
Heavy Metals			
Antimony	10	mg/kg	< 10
Arsenic	2	mg/kg	2.9
Barium	10	mg/kg	55
Beryllium	2	mg/kg	< 2
Boron	10	mg/kg	< 10
Cadmium	0.4	mg/kg	< 0.4
Chromium	5	mg/kg	19
Cobalt	5	mg/kg	7.0
Copper	5	mg/kg	9.9
Iron	20	mg/kg	23000
Lead	5	mg/kg	11
Manganese	5	mg/kg	130
Mercury	0.1	mg/kg	< 0.1
Molybdenum	5	mg/kg	< 5
Nickel	5	mg/kg	14
Selenium	2	mg/kg	< 2
Silver	2	mg/kg	< 2
Tin	10	mg/kg	< 10
Vanadium	10	mg/kg	43
Zinc	5	mg/kg	20
% Moisture			
% Moisture	1	%	8.7
Chromium (hexavalent)	1	mg/kg	< 1
Cyanide (total)	5	mg/kg	< 5
Fluoride (Total)	100	mg/kg	< 100
pH (1:5 Aqueous extract at 25°C as rec.)	0.1	pH Units	8.9
Organochlorine Pesticides			
Chlordanes - Total	0.1	mg/kg	< 0.1
4.4'-DDD	0.05	mg/kg	< 0.05
4.4'-DDE	0.05	mg/kg	< 0.05
4.4'-DDT	0.05	mg/kg	< 0.05
a-HCH	0.05	mg/kg	< 0.05
Aldrin	0.05	mg/kg	< 0.05
b-HCH	0.05	mg/kg	< 0.05
d-HCH	0.05	mg/kg	< 0.05
Dieldrin	0.05	mg/kg	< 0.05
Endosulfan I	0.05	mg/kg	< 0.05
Endosulfan II	0.05	mg/kg	< 0.05
Endosulfan sulphate	0.05	mg/kg	< 0.05
Endrin	0.05	mg/kg	< 0.05
Endrin aldehyde	0.05	mg/kg	< 0.05

Client Sample ID			TP09/0.5-0.6
Sample Matrix			Soil
Eurofins Sample No.			M22- Jn0050670
Date Sampled			Jun 21, 2022
Test/Reference	LOR	Unit	
Organochlorine Pesticides			
Endrin ketone	0.05	mg/kg	< 0.05
g-HCH (Lindane)	0.05	mg/kg	< 0.05
Heptachlor	0.05	mg/kg	< 0.05
Heptachlor epoxide	0.05	mg/kg	< 0.05
Hexachlorobenzene	0.05	mg/kg	< 0.05
Methoxychlor	0.05	mg/kg	< 0.05
Toxaphene	0.5	mg/kg	< 0.5
Aldrin and Dieldrin (Total)*	0.05	mg/kg	< 0.05
DDT + DDE + DDD (Total)*	0.05	mg/kg	< 0.05
Vic EPA IWRG 621 OCP (Total)*	0.1	mg/kg	< 0.1
Vic EPA IWRG 621 Other OCP (Total)*	0.1	mg/kg	< 0.1
Dibutylchloroendate (surr.)	1	%	61
Tetrachloro-m-xylene (surr.)	1	%	82
Total Recoverable Hydrocarbons			
TRH C6-C9	20	mg/kg	< 20
TRH C10-C14	20	mg/kg	< 20
TRH C15-C28	50	mg/kg	< 50
TRH C29-C36	50	mg/kg	< 50
TRH C10-C36 (Total)	50	mg/kg	< 50
Naphthalene ^{N02}	0.5	mg/kg	< 0.5
TRH C6-C10	20	mg/kg	< 20
TRH C6-C10 less BTEX (F1) ^{N04}	20	mg/kg	< 20
TRH >C10-C16	50	mg/kg	< 50
TRH >C10-C16 less Naphthalene (F2) ^{N01}	50	mg/kg	< 50
TRH >C16-C34	100	mg/kg	< 100
TRH >C34-C40	100	mg/kg	< 100
TRH >C10-C40 (total)*	100	mg/kg	< 100
Volatile Organics			
Styrene	0.5	mg/kg	< 0.5
BTEX			
Benzene	0.1	mg/kg	< 0.1
Toluene	0.1	mg/kg	< 0.1
Ethylbenzene	0.1	mg/kg	< 0.1
m&p-Xylenes	0.2	mg/kg	< 0.2
o-Xylene	0.1	mg/kg	< 0.1
Xylenes - Total*	0.3	mg/kg	< 0.3
4-Bromofluorobenzene (surr.)	1	%	66
Halogenated Volatile Organics			
1.1-Dichloroethane	0.5	mg/kg	< 0.5
1.1-Dichloroethene	0.5	mg/kg	< 0.5
1.1.1-Trichloroethane	0.5	mg/kg	< 0.5
1.1.1.2-Tetrachloroethane	0.5	mg/kg	< 0.5
1.1.2-Trichloroethane	0.5	mg/kg	< 0.5
1.1.2.2-Tetrachloroethane	0.5	mg/kg	< 0.5
1.2-Dibromoethane	0.5	mg/kg	< 0.5
1.2-Dichlorobenzene	0.5	mg/kg	< 0.5
1.2-Dichloroethane	0.5	mg/kg	< 0.5
1.2-Dichloropropane	0.5	mg/kg	< 0.5

Client Sample ID			TP09/0.5-0.6
Sample Matrix			Soil
Eurofins Sample No.			M22- Jn0050670
Date Sampled			Jun 21, 2022
Test/Reference	LOR	Unit	
Halogenated Volatile Organics			
1.2.3-Trichloropropane	0.5	mg/kg	< 0.5
1.3-Dichlorobenzene	0.5	mg/kg	< 0.5
1.3-Dichloropropane	0.5	mg/kg	< 0.5
1.4-Dichlorobenzene	0.5	mg/kg	< 0.5
Bromodichloromethane	0.5	mg/kg	< 0.5
Bromoform	0.5	mg/kg	< 0.5
Bromomethane	0.5	mg/kg	< 0.5
Carbon Tetrachloride	0.5	mg/kg	< 0.5
Chlorobenzene	0.5	mg/kg	< 0.5
Chloroform	0.5	mg/kg	< 0.5
Chloromethane	0.5	mg/kg	< 0.5
cis-1.2-Dichloroethene	0.5	mg/kg	< 0.5
cis-1.3-Dichloropropene	0.5	mg/kg	< 0.5
Dibromochloromethane	0.5	mg/kg	< 0.5
Dibromomethane	0.5	mg/kg	< 0.5
Iodomethane	0.5	mg/kg	< 0.5
Methylene Chloride	0.5	mg/kg	< 0.5
Tetrachloroethene	0.5	mg/kg	< 0.5
trans-1.2-Dichloroethene	0.5	mg/kg	< 0.5
trans-1.3-Dichloropropene	0.5	mg/kg	< 0.5
Trichloroethene	0.5	mg/kg	< 0.5
Trichlorofluoromethane	0.5	mg/kg	< 0.5
Vinyl chloride	0.5	mg/kg	< 0.5
Vic EPA IWRG 621 CHC (Total)*	0.5	mg/kg	< 0.5
Vic EPA IWRG 621 Other CHC (Total)*	0.5	mg/kg	< 0.5
4-Bromofluorobenzene (surr.)	1	%	66
Toluene-d8 (surr.)	1	%	80
Chlorinated Hydrocarbons			
1.2-Dichlorobenzene	0.5	mg/kg	< 0.5
1.2.3-Trichlorobenzene	0.5	mg/kg	< 0.5
1.2.3.4-Tetrachlorobenzene	0.5	mg/kg	< 0.5
1.2.3.5-Tetrachlorobenzene	0.5	mg/kg	< 0.5
1.2.4-Trichlorobenzene	0.5	mg/kg	< 0.5
1.2.4.5-Tetrachlorobenzene	0.5	mg/kg	< 0.5
1.3-Dichlorobenzene	0.5	mg/kg	< 0.5
1.3.5-Trichlorobenzene	0.5	mg/kg	< 0.5
1.4-Dichlorobenzene	0.5	mg/kg	< 0.5
Benzal chloride	0.05	mg/kg	< 0.05
Benzotrichloride	0.05	mg/kg	< 0.05
Benzyl chloride	0.5	mg/kg	< 0.5
Hexachlorobenzene	0.5	mg/kg	< 0.5
Hexachlorobutadiene	0.5	mg/kg	< 0.5
Hexachlorocyclopentadiene	0.5	mg/kg	< 0.5
Hexachloroethane	0.5	mg/kg	< 0.5
Pentachlorobenzene	0.5	mg/kg	< 0.5
Tetrachloro-m-xylene (surr.)	1	%	82

Client Sample ID			TP09/0.5-0.6
Sample Matrix			Soil
Eurofins Sample No.			M22- Jn0050670
Date Sampled			Jun 21, 2022
Test/Reference	LOR	Unit	
Polychlorinated Biphenyls			
Aroclor-1016	0.1	mg/kg	< 0.1
Aroclor-1221	0.1	mg/kg	< 0.1
Aroclor-1232	0.1	mg/kg	< 0.1
Aroclor-1242	0.1	mg/kg	< 0.1
Aroclor-1248	0.1	mg/kg	< 0.1
Aroclor-1254	0.1	mg/kg	< 0.1
Aroclor-1260	0.1	mg/kg	< 0.1
Total PCB*	0.1	mg/kg	< 0.1
Dibutylchlorendate (surr.)	1	%	61
Tetrachloro-m-xylene (surr.)	1	%	82
Phenols (Halogenated)			
2-Chlorophenol	0.5	mg/kg	< 0.5
2,4-Dichlorophenol	0.5	mg/kg	< 0.5
2,4,5-Trichlorophenol	1	mg/kg	< 1
2,4,6-Trichlorophenol	1	mg/kg	< 1
2,6-Dichlorophenol	0.5	mg/kg	< 0.5
4-Chloro-3-methylphenol	1	mg/kg	< 1
Pentachlorophenol	1	mg/kg	< 1
Tetrachlorophenols - Total	10	mg/kg	< 10
Total Halogenated Phenol*	1	mg/kg	< 1
Phenols (non-Halogenated)			
2-Cyclohexyl-4,6-dinitrophenol	20	mg/kg	< 20
2-Methyl-4,6-dinitrophenol	5	mg/kg	< 5
2-Nitrophenol	1.0	mg/kg	< 1
2,4-Dimethylphenol	0.5	mg/kg	< 0.5
2,4-Dinitrophenol	5	mg/kg	< 5
2-Methylphenol (o-Cresol)	0.2	mg/kg	< 0.2
3&4-Methylphenol (m&p-Cresol)	0.4	mg/kg	< 0.4
Total cresols*	0.5	mg/kg	< 0.5
4-Nitrophenol	5	mg/kg	< 5
Dinoseb	20	mg/kg	< 20
Phenol	0.5	mg/kg	< 0.5
Phenol-d6 (surr.)	1	%	59
Total Non-Halogenated Phenol*	20	mg/kg	< 20

Sample History

Where samples are submitted/analysed over several days, the last date of extraction is reported.

If the date and time of sampling are not provided, the Laboratory will not be responsible for compromised results should testing be performed outside the recommended holding time.

Description	Testing Site	Extracted	Holding Time
Polycyclic Aromatic Hydrocarbons - Method: LTM-ORG-2130 PAH and Phenols in Soil and Water	Melbourne	Jun 27, 2022	14 Days
Heavy Metals - Method: LTM-MET-3040 Metals in Waters, Soils & Sediments by ICP-MS	Melbourne	Jun 27, 2022	28 Days
Chromium (hexavalent) - Method: LTM-INO-4100 Hexavalent Chromium by Spectrometric detection - Method: LTM-INO-4230 Hexavalent Chromium by UV-Vis	Melbourne	Jun 27, 2022	28 Days
Cyanide (total) - Method: LTM-INO-4020 Total Free WAD Cyanide by CFA	Melbourne	Jun 28, 2022	14 Days
Fluoride (Total) - Method: LTM-INO-4150 Determination of Total Fluoride PART A – CIC	Melbourne	Jun 28, 2022	28 Days
pH (1:5 Aqueous extract at 25°C as rec.) - Method: LTM-GEN-7090 pH in soil by ISE	Melbourne	Jun 27, 2022	7 Days
Organochlorine Pesticides - Method: LTM-ORG-2220 OCP & PCB in Soil and Water (USEPA 8270)	Melbourne	Jun 27, 2022	14 Days
Total Recoverable Hydrocarbons - 1999 NEPM Fractions - Method: LTM-ORG-2010 TRH C6-C40	Melbourne	Jun 27, 2022	14 Days
Total Recoverable Hydrocarbons - 2013 NEPM Fractions - Method: LTM-ORG-2010 TRH C6-C40	Melbourne	Jun 27, 2022	14 Days
Total Recoverable Hydrocarbons - 2013 NEPM Fractions - Method: LTM-ORG-2010 TRH C6-C40	Melbourne	Jun 27, 2022	14 Days
Volatile Organics - Method: USEPA 8260 - MGT 350A Volatile Organics by GCMS	Melbourne	Jun 27, 2022	7 Days
BTEX - Method: LTM-ORG-2010 BTEX and Volatile TRH	Melbourne	Jun 27, 2022	14 Days
Halogenated Volatile Organics - Method: LTM-ORG-2150 VOCs in Soils Liquid and other Aqueous Matrices (USEPA 8260)	Melbourne	Jun 27, 2022	7 Days
Chlorinated Hydrocarbons - Method: USEPA 8121 Chlorinated Hydrocarbons	Melbourne	Jun 27, 2022	14 Days
Polychlorinated Biphenyls - Method: LTM-ORG-2220 OCP & PCB in Soil and Water (USEPA 8082)	Melbourne	Jun 27, 2022	28 Days
Phenols (Halogenated) - Method: LTM-ORG-2130 PAH and Phenols in Soil and Water	Melbourne	Jun 27, 2022	14 Days
Phenols (non-Halogenated) - Method: LTM-ORG-2130 PAH and Phenols in Soil and Water	Melbourne	Jun 27, 2022	14 Days
% Moisture - Method: LTM-GEN-7080 Moisture	Melbourne	Jun 27, 2022	14 Days

Company Name:	Beveridge Williams & Co Pty Ltd	Order No.:		Received:	Jun 22, 2022 2:41 PM
Address:	PO Box 61 Malvern VIC 3144	Report #:	899770	Due:	Jun 29, 2022
Project Name:	PRELIMINARY CONTAMINATION ASSESSMENT	Phone:	9524 8888	Priority:	5 Day
Project ID:	2101947	Fax:	9524 8899	Contact Name:	[REDACTED]
Eurofins Analytical Services Manager : [REDACTED]					

Sample Detail						Antimony	Arsenic	Asbestos Absence /Presence	Barium	Beryllium	Boron	Cadmium	Chromium	Cobalt	Copper	HOLD	Lead	Manganese	Mercury	Molybdenum	Nickel	Selenium	Silver	Tin	Vanadium	Zinc	Polycyclic Aromatic Hydrocarbons	Organochlorine Pesticides	Moisture Set	Total Recoverable Hydrocarbons	BW Soil Suite 1	BW Soil Suite 2	BW Soil Suite 3	BW Soil Suite 4	BW Soil Suite 5	
Melbourne Laboratory - NATA # 1261 Site # 1254						X	X	X	X	X	X	X	X	X	X	X	X	X	X	X	X	X	X	X	X	X	X	X	X	X	X	X	X	X	X	
Sydney Laboratory - NATA # 1261 Site # 18217																																				
Brisbane Laboratory - NATA # 1261 Site # 20794																																				
Mayfield Laboratory - NATA # 1261 Site # 25079																																				
Perth Laboratory - NATA # 2377 Site # 2370																																				
External Laboratory																																				
No	Sample ID	Sample Date	Sampling Time	Matrix	LAB ID																															
1	BH01/0.0-0.1	Jun 21, 2022		Soil	M22-Jn0050581																															
2	BH01/0.5-0.6	Jun 21, 2022		Soil	M22-Jn0050582																															
3	BH02/0.0-0.1	Jun 21, 2022		Soil	M22-Jn0050583																															
4	BH03/0.0-0.1	Jun 21, 2022		Soil	M22-Jn0050584																															
5	BH04/0.0-0.1	Jun 21, 2022		Soil	M22-Jn0050585																															
6	BH05/0.0-0.1	Jun 21, 2022		Soil	M22-																															

Company Name: Beveridge Williams & Co Pty Ltd
Address: PO Box 61
Malvern
VIC 3144

Order No.:
Report #: 899770
Phone: 9524 8888
Fax: 9524 8899

Received: Jun 22, 2022 2:41 PM
Due: Jun 29, 2022
Priority: 5 Day
Contact Name: [REDACTED]

Project Name: PRELIMINARY CONTAMINATION ASSESSMENT
Project ID: 2101947

Eurofins Analytical Services Manager : [REDACTED]

Sample Detail						Antimony	Arsenic	Asbestos Absence /Presence	Barium	Beryllium	Boron	Cadmium	Chromium	Cobalt	Copper	HOLD	Lead	Manganese	Mercury	Molybdenum	Nickel	Selenium	Silver	Tin	Vanadium	Zinc	Polycyclic Aromatic Hydrocarbons	Organochlorine Pesticides	Moisture Set	Total Recoverable Hydrocarbons	BW Soil Suite 1	BW Soil Suite 2	BW Soil Suite 3	BW Soil Suite 4	BW Soil Suite 5	
Melbourne Laboratory - NATA # 1261 Site # 1254						X	X	X	X	X	X	X	X	X	X	X	X	X	X	X	X	X	X	X	X	X	X	X	X	X	X	X	X	X	X	
Sydney Laboratory - NATA # 1261 Site # 18217																																				
Brisbane Laboratory - NATA # 1261 Site # 20794																																				
Mayfield Laboratory - NATA # 1261 Site # 25079																																				
Perth Laboratory - NATA # 2377 Site # 2370																																				
External Laboratory																																				
					Jn0050586																															
7	BH06/0.0-01	Jun 21, 2022		Soil	M22- Jn0050587																														X	
8	TP01/0.7-0.8	Jun 21, 2022		Soil	M22- Jn0050588																														X	
9	TP01/2.0-2.1	Jun 21, 2022		Soil	M22- Jn0050589																															X
10	TP01/3.0-3.1	Jun 21, 2022		Soil	M22- Jn0050590																				X	X	X									
11	TP02/0.0-0.1	Jun 21, 2022		Soil	M22- Jn0050591																							X								
12	TP02/0.9-1.0	Jun 21, 2022		Soil	M22- Jn0050592																				X	X	X									

Company Name:	Beveridge Williams & Co Pty Ltd	Order No.:		Received:	Jun 22, 2022 2:41 PM
Address:	PO Box 61 Malvern VIC 3144	Report #:	899770	Due:	Jun 29, 2022
Project Name:	PRELIMINARY CONTAMINATION ASSESSMENT	Phone:	9524 8888	Priority:	5 Day
Project ID:	2101947	Fax:	9524 8899	Contact Name:	[REDACTED]
Eurofins Analytical Services Manager : [REDACTED]					

Sample Detail						Antimony	Arsenic	Asbestos Absence /Presence	Barium	Beryllium	Boron	Cadmium	Chromium	Cobalt	Copper	HOLD	Lead	Manganese	Mercury	Molybdenum	Nickel	Selenium	Silver	Tin	Vanadium	Zinc	Polyyclic Aromatic Hydrocarbons	Organochlorine Pesticides	Moisture Set	Total Recoverable Hydrocarbons	BW Soil Suite 1	BW Soil Suite 2	BW Soil Suite 3	BW Soil Suite 4	BW Soil Suite 5		
Melbourne Laboratory - NATA # 1261 Site # 1254						X	X	X	X	X	X	X	X	X	X	X	X	X	X	X	X	X	X	X	X	X	X	X	X	X	X	X	X	X	X		
Sydney Laboratory - NATA # 1261 Site # 18217																																					
Brisbane Laboratory - NATA # 1261 Site # 20794																																					
Mayfield Laboratory - NATA # 1261 Site # 25079																																					
Perth Laboratory - NATA # 2377 Site # 2370																																					
External Laboratory																																					
13	TP03/0.0-0.1	Jun 21, 2022		Soil	M22-Jn0050593	X	X		X	X	X	X	X	X	X		X	X	X	X	X	X	X	X	X			X	X								
14	TP03/1.0-1.1	Jun 21, 2022		Soil	M22-Jn0050594																							X					X				
15	TP03/2.0-2.1	Jun 21, 2022		Soil	M22-Jn0050595																								X								
16	TP03/3.0-3.1	Jun 21, 2022		Soil	M22-Jn0050596																				X	X	X										
17	TP04/0.0-0.1	Jun 21, 2022		Soil	M22-Jn0050597																							X			X						
18	TP04/1.0-1.1	Jun 21, 2022		Soil	M22-Jn0050598																				X	X	X	X									
19	TP04/2.2-2.3	Jun 21, 2022		Soil	M22-	X	X		X	X	X	X	X	X	X		X	X	X	X	X	X	X	X	X			X	X								

Company Name:	Beveridge Williams & Co Pty Ltd	Order No.:		Received:	Jun 22, 2022 2:41 PM
Address:	PO Box 61 Malvern VIC 3144	Report #:	899770	Due:	Jun 29, 2022
Project Name:	PRELIMINARY CONTAMINATION ASSESSMENT	Phone:	9524 8888	Priority:	5 Day
Project ID:	2101947	Fax:	9524 8899	Contact Name:	[REDACTED]

Eurofins Analytical Services Manager : [REDACTED]

Sample Detail						Antimony	Arsenic	Asbestos Absence /Presence	Barium	Beryllium	Boron	Cadmium	Chromium	Cobalt	Copper	HOLD	Lead	Manganese	Mercury	Molybdenum	Nickel	Selenium	Silver	Tin	Vanadium	Zinc	Polycyclic Aromatic Hydrocarbons	Organochlorine Pesticides	Moisture Set	Total Recoverable Hydrocarbons	BW Soil Suite 1	BW Soil Suite 2	BW Soil Suite 3	BW Soil Suite 4	BW Soil Suite 5	
Melbourne Laboratory - NATA # 1261 Site # 1254						X	X	X	X	X	X	X	X	X	X	X	X	X	X	X	X	X	X	X	X	X	X	X	X	X	X	X	X	X	X	
Sydney Laboratory - NATA # 1261 Site # 18217																																				
Brisbane Laboratory - NATA # 1261 Site # 20794																																				
Mayfield Laboratory - NATA # 1261 Site # 25079																																				
Perth Laboratory - NATA # 2377 Site # 2370																																				
External Laboratory																																				
					Jn0050599																															
20	TP05/0.0-0.1	Jun 21, 2022		Soil	M22-Jn0050600																															
21	TP05/0.5-0.6	Jun 21, 2022		Soil	M22-Jn0050601	X	X		X	X	X	X	X	X	X		X	X	X	X	X	X	X	X	X			X	X							
22	TP06/0.0-0.1	Jun 21, 2022		Soil	M22-Jn0050602																															
23	TP06/1.0-1.1	Jun 21, 2022		Soil	M22-Jn0050603																															
24	TP06/2.0-2.1	Jun 21, 2022		Soil	M22-Jn0050604																					X	X	X								
25	TP07/0.0-0.1	Jun 21, 2022		Soil	M22-Jn0050605																															

Company Name:	Beveridge Williams & Co Pty Ltd	Order No.:		Received:	Jun 22, 2022 2:41 PM
Address:	PO Box 61 Malvern VIC 3144	Report #:	899770	Due:	Jun 29, 2022
Project Name:	PRELIMINARY CONTAMINATION ASSESSMENT	Phone:	9524 8888	Priority:	5 Day
Project ID:	2101947	Fax:	9524 8899	Contact Name:	[REDACTED]
Eurofins Analytical Services Manager : [REDACTED]					

Sample Detail						Antimony	Arsenic	Asbestos Absence /Presence	Barium	Beryllium	Boron	Cadmium	Chromium	Cobalt	Copper	HOLD	Lead	Manganese	Mercury	Molybdenum	Nickel	Selenium	Silver	Tin	Vanadium	Zinc	Polyyclic Aromatic Hydrocarbons	Organochlorine Pesticides	Moisture Set	Total Recoverable Hydrocarbons	BW Soil Suite 1	BW Soil Suite 2	BW Soil Suite 3	BW Soil Suite 4	BW Soil Suite 5	
Melbourne Laboratory - NATA # 1261 Site # 1254						X	X	X	X	X	X	X	X	X	X	X	X	X	X	X	X	X	X	X	X	X	X	X	X	X	X	X	X	X	X	
Sydney Laboratory - NATA # 1261 Site # 18217																																				
Brisbane Laboratory - NATA # 1261 Site # 20794																																				
Mayfield Laboratory - NATA # 1261 Site # 25079																																				
Perth Laboratory - NATA # 2377 Site # 2370																																				
External Laboratory																																				
26	TP07/1.0-1.1	Jun 21, 2022		Soil	M22-Jn0050606																															
27	TP09/0.0-0.1	Jun 21, 2022		Soil	M22-Jn0050607																															
28	TP09/2.0-2.1	Jun 21, 2022		Soil	M22-Jn0050608																				X	X	X									
29	220621-SS01	Jun 21, 2022		Soil	M22-Jn0050609																							X								X
30	220621-SS02	Jun 21, 2022		Soil	M22-Jn0050610																							X						X		
31	220621-SS03	Jun 21, 2022		Soil	M22-Jn0050611	X	X		X	X	X	X	X	X	X		X	X	X	X	X	X	X	X	X			X								
32	220621-SS04	Jun 21, 2022		Soil	M22-																							X						X		

Company Name:	Beveridge Williams & Co Pty Ltd	Order No.:		Received:	Jun 22, 2022 2:41 PM
Address:	PO Box 61 Malvern VIC 3144	Report #:	899770	Due:	Jun 29, 2022
Project Name:	PRELIMINARY CONTAMINATION ASSESSMENT	Phone:	9524 8888	Priority:	5 Day
Project ID:	2101947	Fax:	9524 8899	Contact Name:	[REDACTED]
Eurofins Analytical Services Manager : [REDACTED]					

Sample Detail						Antimony	Arsenic	Asbestos Absence /Presence	Barium	Beryllium	Boron	Cadmium	Chromium	Cobalt	Copper	HOLD	Lead	Manganese	Mercury	Molybdenum	Nickel	Selenium	Silver	Tin	Vanadium	Zinc	Polyyclic Aromatic Hydrocarbons	Organochlorine Pesticides	Moisture Set	Total Recoverable Hydrocarbons	BW Soil Suite 1	BW Soil Suite 2	BW Soil Suite 3	BW Soil Suite 4	BW Soil Suite 5		
Melbourne Laboratory - NATA # 1261 Site # 1254						X	X	X	X	X	X	X	X	X	X	X	X	X	X	X	X	X	X	X	X	X	X	X	X	X	X	X	X	X	X	X	
Sydney Laboratory - NATA # 1261 Site # 18217																																					
Brisbane Laboratory - NATA # 1261 Site # 20794																																					
Mayfield Laboratory - NATA # 1261 Site # 25079																																					
Perth Laboratory - NATA # 2377 Site # 2370																																					
External Laboratory																																					
					Jn0050612																																
33	220621-SS05	Jun 21, 2022		Soil	M22-Jn0050613	X	X		X	X	X	X	X	X	X		X	X	X	X	X	X	X	X	X	X		X									
34	220621-SS06	Jun 21, 2022		Soil	M22-Jn0050614																							X									
35	220621-SS07	Jun 21, 2022		Soil	M22-Jn0050615	X	X		X	X	X	X	X	X	X		X	X	X	X	X	X	X	X	X	X		X									
36	220621-SS08	Jun 21, 2022		Soil	M22-Jn0050616																							X									
37	220621-SS09	Jun 21, 2022		Soil	M22-Jn0050617	X	X		X	X	X	X	X	X	X		X	X	X	X	X	X	X	X	X	X		X									
38	220621-SS10	Jun 21, 2022		Soil	M22-Jn0050618																							X									

Company Name:	Beveridge Williams & Co Pty Ltd	Order No.:		Received:	Jun 22, 2022 2:41 PM
Address:	PO Box 61 Malvern VIC 3144	Report #:	899770	Due:	Jun 29, 2022
Project Name:	PRELIMINARY CONTAMINATION ASSESSMENT	Phone:	9524 8888	Priority:	5 Day
Project ID:	2101947	Fax:	9524 8899	Contact Name:	[REDACTED]

Eurofins Analytical Services Manager : [REDACTED]

Sample Detail						Antimony	Arsenic	Asbestos Absence /Presence	Barium	Beryllium	Boron	Cadmium	Chromium	Cobalt	Copper	HOLD	Lead	Manganese	Mercury	Molybdenum	Nickel	Selenium	Silver	Tin	Vanadium	Zinc	Polycyclic Aromatic Hydrocarbons	Organochlorine Pesticides	Moisture Set	Total Recoverable Hydrocarbons	BW Soil Suite 1	BW Soil Suite 2	BW Soil Suite 3	BW Soil Suite 4	BW Soil Suite 5		
Melbourne Laboratory - NATA # 1261 Site # 1254						X	X	X	X	X	X	X	X	X	X	X	X	X	X	X	X	X	X	X	X	X	X	X	X	X	X	X	X	X	X		
Sydney Laboratory - NATA # 1261 Site # 18217																																					
Brisbane Laboratory - NATA # 1261 Site # 20794																																					
Mayfield Laboratory - NATA # 1261 Site # 25079																																					
Perth Laboratory - NATA # 2377 Site # 2370																																					
External Laboratory																																					
39	220621-SS11	Jun 21, 2022		Soil	M22-Jn0050619	X	X		X	X	X	X	X	X	X		X	X	X	X	X	X	X	X	X			X									
40	220621-SS12	Jun 21, 2022		Soil	M22-Jn0050620																							X									
41	220621-SS13	Jun 21, 2022		Soil	M22-Jn0050621	X	X		X	X	X	X	X	X	X		X	X	X	X	X	X	X	X	X			X									
42	220621-SS14	Jun 21, 2022		Soil	M22-Jn0050622																							X									
43	220621-SS15	Jun 21, 2022		Soil	M22-Jn0050623	X	X		X	X	X	X	X	X	X		X	X	X	X	X	X	X	X	X			X									
44	220621-SS16	Jun 21, 2022		Soil	M22-Jn0050624																							X									
45	220621-SS17	Jun 21, 2022		Soil	M22-	X	X		X	X	X	X	X	X	X		X	X	X	X	X	X	X	X	X			X									

Company Name: Beveridge Williams & Co Pty Ltd
Address: PO Box 61
Malvern
VIC 3144

Order No.:
Report #: 899770
Phone: 9524 8888
Fax: 9524 8899

Received: Jun 22, 2022 2:41 PM
Due: Jun 29, 2022
Priority: 5 Day
Contact Name: [REDACTED]

Project Name: PRELIMINARY CONTAMINATION ASSESSMENT
Project ID: 2101947

Eurofins Analytical Services Manager: [REDACTED]

Sample Detail						Antimony	Arsenic	Asbestos Absence /Presence	Barium	Beryllium	Boron	Cadmium	Chromium	Cobalt	Copper	HOLD	Lead	Manganese	Mercury	Molybdenum	Nickel	Selenium	Silver	Tin	Vanadium	Zinc	Polyyclic Aromatic Hydrocarbons	Organochlorine Pesticides	Moisture Set	Total Recoverable Hydrocarbons	BW Soil Suite 1	BW Soil Suite 2	BW Soil Suite 3	BW Soil Suite 4	BW Soil Suite 5		
Melbourne Laboratory - NATA # 1261 Site # 1254						X	X	X	X	X	X	X	X	X	X	X	X	X	X	X	X	X	X	X	X	X	X	X	X	X	X	X	X	X	X	X	
Sydney Laboratory - NATA # 1261 Site # 18217																																					
Brisbane Laboratory - NATA # 1261 Site # 20794																																					
Mayfield Laboratory - NATA # 1261 Site # 25079																																					
Perth Laboratory - NATA # 2377 Site # 2370																																					
External Laboratory																																					
					Jn0050625																																
46	220621-SS18	Jun 21, 2022		Soil	M22-Jn0050626																																
47	220621-SS19	Jun 21, 2022		Soil	M22-Jn0050627	X	X		X	X	X	X	X	X	X		X	X	X	X	X	X	X	X	X												
48	220621-SS20	Jun 21, 2022		Soil	M22-Jn0050628																																
49	220621-SS21	Jun 21, 2022		Soil	M22-Jn0050629																																
50	220621-SS22	Jun 21, 2022		Soil	M22-Jn0050630	X	X		X	X	X	X	X	X	X		X	X	X	X	X	X	X	X	X												
51	220621-SS23	Jun 21, 2022		Soil	M22-Jn0050631	X	X		X	X	X	X	X	X	X		X	X	X	X	X	X	X	X	X	X	X	X									

Company Name: Beveridge Williams & Co Pty Ltd
Address: PO Box 61
Malvern
VIC 3144

Order No.:
Report #: 899770
Phone: 9524 8888
Fax: 9524 8899

Received: Jun 22, 2022 2:41 PM
Due: Jun 29, 2022
Priority: 5 Day
Contact Name: [REDACTED]

Project Name: PRELIMINARY CONTAMINATION ASSESSMENT
Project ID: 2101947

Eurofins Analytical Services Manager : [REDACTED]

Sample Detail						Antimony	Arsenic	Asbestos Absence /Presence	Barium	Beryllium	Boron	Cadmium	Chromium	Cobalt	Copper	HOLD	Lead	Manganese	Mercury	Molybdenum	Nickel	Selenium	Silver	Tin	Vanadium	Zinc	Polyyclic Aromatic Hydrocarbons	Organochlorine Pesticides	Moisture Set	Total Recoverable Hydrocarbons	BW Soil Suite 1	BW Soil Suite 2	BW Soil Suite 3	BW Soil Suite 4	BW Soil Suite 5		
Melbourne Laboratory - NATA # 1261 Site # 1254						X	X	X	X	X	X	X	X	X	X	X	X	X	X	X	X	X	X	X	X	X	X	X	X	X	X	X	X	X	X	X	
Sydney Laboratory - NATA # 1261 Site # 18217																																					
Brisbane Laboratory - NATA # 1261 Site # 20794																																					
Mayfield Laboratory - NATA # 1261 Site # 25079																																					
Perth Laboratory - NATA # 2377 Site # 2370																																					
External Laboratory																																					
52	220621-SS24	Jun 21, 2022		Soil	M22-Jn0050632	X	X		X	X	X	X	X	X	X		X	X	X	X	X	X	X	X	X			X									
53	220621-SS25	Jun 21, 2022		Soil	M22-Jn0050633	X	X		X	X	X	X	X	X	X		X	X	X	X	X	X	X	X	X			X									
54	220621-SS26	Jun 21, 2022		Soil	M22-Jn0050634	X	X		X	X	X	X	X	X	X		X	X	X	X	X	X	X	X	X	X	X	X									
55	220621-SS27	Jun 21, 2022		Soil	M22-Jn0050635	X	X		X	X	X	X	X	X	X		X	X	X	X	X	X	X	X	X			X									
56	220621-SS28	Jun 21, 2022		Soil	M22-Jn0050636																							X					X				
57	220621-SS29	Jun 21, 2022		Soil	M22-Jn0050637																							X					X				
58	220621-D03	Jun 21, 2022		Soil	M22-																							X							X		

Company Name: Beveridge Williams & Co Pty Ltd
Address: PO Box 61
Malvern
VIC 3144

Order No.:
Report #: 899770
Phone: 9524 8888
Fax: 9524 8899

Received: Jun 22, 2022 2:41 PM
Due: Jun 29, 2022
Priority: 5 Day
Contact Name: [REDACTED]

Project Name: PRELIMINARY CONTAMINATION ASSESSMENT
Project ID: 2101947

Eurofins Analytical Services Manager : [REDACTED]

Sample Detail						Antimony	Arsenic	Asbestos Absence /Presence	Barium	Beryllium	Boron	Cadmium	Chromium	Cobalt	Copper	HOLD	Lead	Manganese	Mercury	Molybdenum	Nickel	Selenium	Silver	Tin	Vanadium	Zinc	Polyyclic Aromatic Hydrocarbons	Organochlorine Pesticides	Moisture Set	Total Recoverable Hydrocarbons	BW Soil Suite 1	BW Soil Suite 2	BW Soil Suite 3	BW Soil Suite 4	BW Soil Suite 5	
Melbourne Laboratory - NATA # 1261 Site # 1254						X	X	X	X	X	X	X	X	X	X	X	X	X	X	X	X	X	X	X	X	X	X	X	X	X	X	X	X	X	X	
Sydney Laboratory - NATA # 1261 Site # 18217																																				
Brisbane Laboratory - NATA # 1261 Site # 20794																																				
Mayfield Laboratory - NATA # 1261 Site # 25079																																				
Perth Laboratory - NATA # 2377 Site # 2370																																				
External Laboratory																																				
					Jn0050638																															
59	220621-D02	Jun 21, 2022		Soil	M22-Jn0050639																															
60	220621-D01	Jun 21, 2022		Soil	M22-Jn0050640																															
61	220621-RB01	Jun 21, 2022		Water	M22-Jn0050641																															
62	SP01-AS01	Jun 21, 2022		Building Materials	M22-Jn0050642			X																												
63	SP01-AS03	Jun 21, 2022		Building Materials	M22-Jn0050643			X																												
64	TP03-AS01	Jun 21, 2022		Building Materials	M22-Jn0050644			X																												

Company Name:	Beveridge Williams & Co Pty Ltd	Order No.:		Received:	Jun 22, 2022 2:41 PM
Address:	PO Box 61 Malvern VIC 3144	Report #:	899770	Due:	Jun 29, 2022
Project Name:	PRELIMINARY CONTAMINATION ASSESSMENT	Phone:	9524 8888	Priority:	5 Day
Project ID:	2101947	Fax:	9524 8899	Contact Name:	[REDACTED]

Eurofins Analytical Services Manager : [REDACTED]

Sample Detail						Antimony	Arsenic	Asbestos Absence /Presence	Barium	Beryllium	Boron	Cadmium	Chromium	Cobalt	Copper	HOLD	Lead	Manganese	Mercury	Molybdenum	Nickel	Selenium	Silver	Tin	Vanadium	Zinc	Polyyclic Aromatic Hydrocarbons	Organochlorine Pesticides	Moisture Set	Total Recoverable Hydrocarbons	BW Soil Suite 1	BW Soil Suite 2	BW Soil Suite 3	BW Soil Suite 4	BW Soil Suite 5	
Melbourne Laboratory - NATA # 1261 Site # 1254						X	X	X	X	X	X	X	X	X	X	X	X	X	X	X	X	X	X	X	X	X	X	X	X	X	X	X	X	X	X	
Sydney Laboratory - NATA # 1261 Site # 18217																																				
Brisbane Laboratory - NATA # 1261 Site # 20794																																				
Mayfield Laboratory - NATA # 1261 Site # 25079																																				
Perth Laboratory - NATA # 2377 Site # 2370																																				
External Laboratory																																				
65	TP06-AS01	Jun 21, 2022		Building Materials	M22-Jn0050645			X																												
66	BH01/0.7-0.8	Jun 21, 2022		Soil	M22-Jn0050646											X																				
67	BH02/0.4-0.5	Jun 21, 2022		Soil	M22-Jn0050647											X																				
68	BH03/0.2-0.3	Jun 21, 2022		Soil	M22-Jn0050648											X																				
69	BH03/0.4-0.5	Jun 21, 2022		Soil	M22-Jn0050649											X																				
70	BH04/0.3-0.4	Jun 21, 2022		Soil	M22-Jn0050650											X																				
71	BH05/0.2-0.3	Jun 21, 2022		Soil	M22-											X																				

Company Name:	Beveridge Williams & Co Pty Ltd	Order No.:		Received:	Jun 22, 2022 2:41 PM
Address:	PO Box 61 Malvern VIC 3144	Report #:	899770	Due:	Jun 29, 2022
Project Name:	PRELIMINARY CONTAMINATION ASSESSMENT	Phone:	9524 8888	Priority:	5 Day
Project ID:	2101947	Fax:	9524 8899	Contact Name:	[REDACTED]

Eurofins Analytical Services Manager : [REDACTED]

Sample Detail						Antimony	Arsenic	Asbestos Absence /Presence	Barium	Beryllium	Boron	Cadmium	Chromium	Cobalt	Copper	HOLD	Lead	Manganese	Mercury	Molybdenum	Nickel	Selenium	Silver	Tin	Vanadium	Zinc	Polycyclic Aromatic Hydrocarbons	Organochlorine Pesticides	Moisture Set	Total Recoverable Hydrocarbons	BW Soil Suite 1	BW Soil Suite 2	BW Soil Suite 3	BW Soil Suite 4	BW Soil Suite 5		
Melbourne Laboratory - NATA # 1261 Site # 1254						X	X	X	X	X	X	X	X	X	X	X	X	X	X	X	X	X	X	X	X	X	X	X	X	X	X	X	X	X	X		
Sydney Laboratory - NATA # 1261 Site # 18217																																					
Brisbane Laboratory - NATA # 1261 Site # 20794																																					
Mayfield Laboratory - NATA # 1261 Site # 25079																																					
Perth Laboratory - NATA # 2377 Site # 2370																																					
External Laboratory																																					
					Jn0050651																																
72	BH05/0.5-0.6	Jun 21, 2022		Soil	M22- Jn0050652											X																					
73	BH06/0.1-0.2	Jun 21, 2022		Soil	M22- Jn0050653											X																					
74	BH06/0.5-0.6	Jun 21, 2022		Soil	M22- Jn0050654											X																					
75	TP01/0.0-0.1	Jun 21, 2022		Soil	M22- Jn0050655											X																					
76	TP01/1.0-1.1	Jun 21, 2022		Soil	M22- Jn0050656											X																					
77	TP01/3.1-3.2	Jun 21, 2022		Soil	M22- Jn0050657											X																					

Company Name:	Beveridge Williams & Co Pty Ltd	Order No.:		Received:	Jun 22, 2022 2:41 PM
Address:	PO Box 61 Malvern VIC 3144	Report #:	899770	Due:	Jun 29, 2022
Project Name:	PRELIMINARY CONTAMINATION ASSESSMENT	Phone:	9524 8888	Priority:	5 Day
Project ID:	2101947	Fax:	9524 8899	Contact Name:	[REDACTED]
Eurofins Analytical Services Manager : [REDACTED]					

Sample Detail						Antimony	Arsenic	Asbestos Absence /Presence	Barium	Beryllium	Boron	Cadmium	Chromium	Cobalt	Copper	HOLD	Lead	Manganese	Mercury	Molybdenum	Nickel	Selenium	Silver	Tin	Vanadium	Zinc	Polyyclic Aromatic Hydrocarbons	Organochlorine Pesticides	Moisture Set	Total Recoverable Hydrocarbons	BW Soil Suite 1	BW Soil Suite 2	BW Soil Suite 3	BW Soil Suite 4	BW Soil Suite 5	
Melbourne Laboratory - NATA # 1261 Site # 1254						X	X	X	X	X	X	X	X	X	X	X	X	X	X	X	X	X	X	X	X	X	X	X	X	X	X	X	X	X	X	
Sydney Laboratory - NATA # 1261 Site # 18217																																				
Brisbane Laboratory - NATA # 1261 Site # 20794																																				
Mayfield Laboratory - NATA # 1261 Site # 25079																																				
Perth Laboratory - NATA # 2377 Site # 2370																																				
External Laboratory																																				
78	TP02/0.5-0.6	Jun 21, 2022		Soil	M22-Jn0050658											X																				
79	TP04/0.5-0.6	Jun 21, 2022		Soil	M22-Jn0050659											X																				
80	TP04/2.5-2.6	Jun 21, 2022		Soil	M22-Jn0050660											X																				
81	TP05/0.7-0.8	Jun 21, 2022		Soil	M22-Jn0050661											X																				
82	TP06/0.5-0.6	Jun 21, 2022		Soil	M22-Jn0050662											X																				
83	TP06/2.9-3.0	Jun 21, 2022		Soil	M22-Jn0050663											X																				
84	TP07/0.5-0.6	Jun 21, 2022		Soil	M22-											X																				

Company Name:	Beveridge Williams & Co Pty Ltd	Order No.:		Received:	Jun 22, 2022 2:41 PM
Address:	PO Box 61 Malvern VIC 3144	Report #:	899770	Due:	Jun 29, 2022
Project Name:	PRELIMINARY CONTAMINATION ASSESSMENT	Phone:	9524 8888	Priority:	5 Day
Project ID:	2101947	Fax:	9524 8899	Contact Name:	[REDACTED]

Eurofins Analytical Services Manager : [REDACTED]

Sample Detail						Antimony	Arsenic	Asbestos Absence /Presence	Barium	Beryllium	Boron	Cadmium	Chromium	Cobalt	Copper	HOLD	Lead	Manganese	Mercury	Molybdenum	Nickel	Selenium	Silver	Tin	Vanadium	Zinc	Polycyclic Aromatic Hydrocarbons	Organochlorine Pesticides	Moisture Set	Total Recoverable Hydrocarbons	BW Soil Suite 1	BW Soil Suite 2	BW Soil Suite 3	BW Soil Suite 4	BW Soil Suite 5	
Melbourne Laboratory - NATA # 1261 Site # 1254						X	X	X	X	X	X	X	X	X	X	X	X	X	X	X	X	X	X	X	X	X	X	X	X	X	X	X	X	X	X	
Sydney Laboratory - NATA # 1261 Site # 18217																																				
Brisbane Laboratory - NATA # 1261 Site # 20794																																				
Mayfield Laboratory - NATA # 1261 Site # 25079																																				
Perth Laboratory - NATA # 2377 Site # 2370																																				
External Laboratory																																				
					Jn0050664																															
85	TP07/2.2-2.3	Jun 21, 2022		Soil	M22- Jn0050665											X																				
86	TP08/0.0-0.1	Jun 21, 2022		Soil	M22- Jn0050666											X																				
87	TP08/0.5-0.6	Jun 21, 2022		Soil	M22- Jn0050667											X																				
88	TP08/1.0-1.1	Jun 21, 2022		Soil	M22- Jn0050668											X																				
89	TP08/1.5-1.6	Jun 21, 2022		Soil	M22- Jn0050669											X																				
90	TP09/0.5-0.6	Jun 21, 2022		Soil	M22- Jn0050670																							X							X	

Company Name:	Beveridge Williams & Co Pty Ltd	Order No.:		Received:	Jun 22, 2022 2:41 PM
Address:	PO Box 61 Malvern VIC 3144	Report #:	899770	Due:	Jun 29, 2022
Project Name:	PRELIMINARY CONTAMINATION ASSESSMENT	Phone:	9524 8888	Priority:	5 Day
Project ID:	2101947	Fax:	9524 8899	Contact Name:	[REDACTED]
Eurofins Analytical Services Manager : [REDACTED]					

Sample Detail						Antimony	Arsenic	Asbestos Absence /Presence	Barium	Beryllium	Boron	Cadmium	Chromium	Cobalt	Copper	HOLD	Lead	Manganese	Mercury	Molybdenum	Nickel	Selenium	Silver	Tin	Vanadium	Zinc	Polyyclic Aromatic Hydrocarbons	Organochlorine Pesticides	Moisture Set	Total Recoverable Hydrocarbons	BW Soil Suite 1	BW Soil Suite 2	BW Soil Suite 3	BW Soil Suite 4	BW Soil Suite 5	
Melbourne Laboratory - NATA # 1261 Site # 1254						X	X	X	X	X	X	X	X	X	X	X	X	X	X	X	X	X	X	X	X	X	X	X	X	X	X	X	X	X	X	
Sydney Laboratory - NATA # 1261 Site # 18217																																				
Brisbane Laboratory - NATA # 1261 Site # 20794																																				
Mayfield Laboratory - NATA # 1261 Site # 25079																																				
Perth Laboratory - NATA # 2377 Site # 2370																																				
External Laboratory																																				
91	TP09/1.0-1.1	Jun 21, 2022		Soil	M22-Jn0050671										X																					
92	TP09/2.2-2.3	Jun 21, 2022		Soil	M22-Jn0050672										X																					
93	220621-D04	Jun 21, 2022		Soil	M22-Jn0050673										X																					
94	SP01-AS02	Jun 21, 2022		Building Materials	M22-Jn0050674										X																					
95	SP01-AS04	Jun 21, 2022		Building Materials	M22-Jn0050675										X																					
96	SP01-AS05	Jun 21, 2022		Building Materials	M22-Jn0050676										X																					
97	AF01	Jun 21, 2022		Building	M22-										X																					

Company Name:	Beveridge Williams & Co Pty Ltd	Order No.:		Received:	Jun 22, 2022 2:41 PM
Address:	PO Box 61 Malvern VIC 3144	Report #:	899770	Due:	Jun 29, 2022
Project Name:	PRELIMINARY CONTAMINATION ASSESSMENT	Phone:	9524 8888	Priority:	5 Day
Project ID:	2101947	Fax:	9524 8899	Contact Name:	[REDACTED]

Eurofins Analytical Services Manager : [REDACTED]

Sample Detail						Antimony	Arsenic	Asbestos Absence /Presence	Barium	Beryllium	Boron	Cadmium	Chromium	Cobalt	Copper	HOLD	Lead	Manganese	Mercury	Molybdenum	Nickel	Selenium	Silver	Tin	Vanadium	Zinc	Polycyclic Aromatic Hydrocarbons	Organochlorine Pesticides	Moisture Set	Total Recoverable Hydrocarbons	BW Soil Suite 1	BW Soil Suite 2	BW Soil Suite 3	BW Soil Suite 4	BW Soil Suite 5	
Melbourne Laboratory - NATA # 1261 Site # 1254						X	X	X	X	X	X	X	X	X	X	X	X	X	X	X	X	X	X	X	X	X	X	X	X	X	X	X	X	X	X	
Sydney Laboratory - NATA # 1261 Site # 18217																																				
Brisbane Laboratory - NATA # 1261 Site # 20794																																				
Mayfield Laboratory - NATA # 1261 Site # 25079																																				
Perth Laboratory - NATA # 2377 Site # 2370																																				
External Laboratory																																				
				Materials	Jn0050677																															
98	AS01	Jun 21, 2022		Building Materials	M22-Jn0050711											X																				
99	AS02	Jun 21, 2022		Building Materials	M22-Jn0050712											X																				
Test Counts						18	18	4	18	18	18	18	18	18	18	33	18	18	18	18	18	18	18	18	18	18	8	8	61	6	1	6	14	12	5	

Internal Quality Control Review and Glossary

General

- Laboratory QC results for Method Blanks, Duplicates, Matrix Spikes, and Laboratory Control Samples follows guidelines delineated in the National Environment Protection (Assessment of Site Contamination) Measure 1999, as amended May 2013 and are included in this QC report where applicable. Additional QC data may be available on request.
- All soil/sediment/solid results are reported on a dry basis, unless otherwise stated.
- All biota/food results are reported on a wet weight basis on the edible portion, unless otherwise stated.
- Actual LORs are matrix dependant. Quoted LORs may be raised where sample extracts are diluted due to interferences.
- Results are uncorrected for matrix spikes or surrogate recoveries except for PFAS compounds.
- SVOC analysis on waters are performed on homogenised, unfiltered samples, unless noted otherwise.
- Samples were analysed on an 'as received' basis.
- Information identified on this report with blue colour, indicates data provided by customer that may have an impact on the results.
- This report replaces any interim results previously issued.

Holding Times

Please refer to 'Sample Preservation and Container Guide' for holding times (QS3001).

For samples received on the last day of holding time, notification of testing requirements should have been received at least 6 hours prior to sample receipt deadlines as stated on the SRA.

If the Laboratory did not receive the information in the required timeframe, and regardless of any other integrity issues, suitably qualified results may still be reported.

Holding times apply from the date of sampling, therefore compliance to these may be outside the laboratory's control.

For VOCs containing vinyl chloride, styrene and 2-chloroethyl vinyl ether the holding time is 7 days however for all other VOCs such as BTEX or C6-10 TRH then the holding time is 14 days.

Units

mg/kg: milligrams per kilogram	mg/L: milligrams per litre	µg/L: micrograms per litre
ppm: parts per million	ppb: parts per billion	%: Percentage
org/100 mL: Organisms per 100 millilitres	NTU: Nephelometric Turbidity Units	MPN/100 mL: Most Probable Number of organisms per 100 millilitres

Terms

APHA	American Public Health Association
COC	Chain of Custody
CP	Client Parent - QC was performed on samples pertaining to this report
CRM	Certified Reference Material (ISO17034) - reported as percent recovery.
Dry	Where a moisture has been determined on a solid sample the result is expressed on a dry basis.
Duplicate	A second piece of analysis from the same sample and reported in the same units as the result to show comparison.
LOR	Limit of Reporting.
LCS	Laboratory Control Sample - reported as percent recovery.
Method Blank	In the case of solid samples these are performed on laboratory certified clean sands and in the case of water samples these are performed on de-ionised water.
NCP	Non-Client Parent - QC performed on samples not pertaining to this report, QC is representative of the sequence or batch that client samples were analysed within.
RPD	Relative Percent Difference between two Duplicate pieces of analysis.
SPIKE	Addition of the analyte to the sample and reported as percentage recovery.
SRA	Sample Receipt Advice
Surr - Surrogate	The addition of a like compound to the analyte target and reported as percentage recovery.
TBTO	Tributyltin oxide (<i>bis</i> -tributyltin oxide) - individual tributyltin compounds cannot be identified separately in the environment however free tributyltin was measured and its values were converted stoichiometrically into tributyltin oxide for comparison with regulatory limits.
TCLP	Toxicity Characteristic Leaching Procedure
TEQ	Toxic Equivalency Quotient or Total Equivalence
QSM	US Department of Defense Quality Systems Manual Version 5.4
US EPA	United States Environmental Protection Agency
WA DWER	Sum of PFBA, PFPeA, PFHxA, PFHpA, PFOA, PFBS, PFHxS, PFOS, 6:2 FTSA, 8:2 FTSA

QC - Acceptance Criteria

The acceptance criteria should be used as a guide only and may be different when site specific Sampling Analysis and Quality Plan (SAQP) have been implemented

RPD Duplicates: Global RPD Duplicates Acceptance Criteria is 30% however the following acceptance guidelines are equally applicable:

Results <10 times the LOR: No Limit

Results between 10-20 times the LOR: RPD must lie between 0-50%

Results >20 times the LOR : RPD must lie between 0-30%

NOTE: pH duplicates are reported as a range not as RPD

Surrogate Recoveries: Recoveries must lie between 20-130% for Speciated Phenols & 50-150% for PFAS

PFAS field samples that contain surrogate recoveries in excess of the QC limit designated in QSM 5.4 where no positive PFAS results have been reported have been reviewed and no data was affected.

QC Data General Comments

- Where a result is reported as a less than (<), higher than the nominated LOR, this is due to either matrix interference, extract dilution required due to interferences or contaminant levels within the sample, high moisture content or insufficient sample provided.
- Duplicate data shown within this report that states the word "BATCH" is a Batch Duplicate from outside of your sample batch, but within the laboratory sample batch at a 1:10 ratio. The Parent and Duplicate data shown is not data from your samples.
- pH and Free Chlorine analysed in the laboratory - Analysis on this test must begin within 30 minutes of sampling. Therefore, laboratory analysis is unlikely to be completed within holding time. Analysis will begin as soon as possible after sample receipt.
- Recovery Data (Spikes & Surrogates) - where chromatographic interference does not allow the determination of recovery the term "INT" appears against that analyte.
- For Matrix Spikes and LCS results a dash "-" in the report means that the specific analyte was not added to the QC sample.
- Duplicate RPDs are calculated from raw analytical data thus it is possible to have two sets of data.

Quality Control Results

Test	Units	Result 1			Acceptance Limits	Pass Limits	Qualifying Code
Method Blank							
Polycyclic Aromatic Hydrocarbons							
Acenaphthene	mg/kg	< 0.5			0.5	Pass	
Acenaphthylene	mg/kg	< 0.5			0.5	Pass	
Anthracene	mg/kg	< 0.5			0.5	Pass	
Benz(a)anthracene	mg/kg	< 0.5			0.5	Pass	
Benzo(a)pyrene	mg/kg	< 0.5			0.5	Pass	
Benzo(b&j)fluoranthene	mg/kg	< 0.5			0.5	Pass	
Benzo(g,h,i)perylene	mg/kg	< 0.5			0.5	Pass	
Benzo(k)fluoranthene	mg/kg	< 0.5			0.5	Pass	
Chrysene	mg/kg	< 0.5			0.5	Pass	
Dibenz(a,h)anthracene	mg/kg	< 0.5			0.5	Pass	
Fluoranthene	mg/kg	< 0.5			0.5	Pass	
Fluorene	mg/kg	< 0.5			0.5	Pass	
Indeno(1,2,3-cd)pyrene	mg/kg	< 0.5			0.5	Pass	
Naphthalene	mg/kg	< 0.5			0.5	Pass	
Phenanthrene	mg/kg	< 0.5			0.5	Pass	
Pyrene	mg/kg	< 0.5			0.5	Pass	
Method Blank							
Heavy Metals							
Antimony	mg/kg	< 10			10	Pass	
Arsenic	mg/kg	< 2			2	Pass	
Barium	mg/kg	< 10			10	Pass	
Beryllium	mg/kg	< 2			2	Pass	
Boron	mg/kg	< 10			10	Pass	
Cadmium	mg/kg	< 0.4			0.4	Pass	
Chromium	mg/kg	< 5			5	Pass	
Cobalt	mg/kg	< 5			5	Pass	
Copper	mg/kg	< 5			5	Pass	
Iron	mg/kg	< 20			20	Pass	
Lead	mg/kg	< 5			5	Pass	
Manganese	mg/kg	< 5			5	Pass	
Mercury	mg/kg	< 0.1			0.1	Pass	
Molybdenum	mg/kg	< 5			5	Pass	
Nickel	mg/kg	< 5			5	Pass	
Selenium	mg/kg	< 2			2	Pass	
Silver	mg/kg	< 2			2	Pass	
Tin	mg/kg	< 10			10	Pass	
Vanadium	mg/kg	< 10			10	Pass	
Zinc	mg/kg	< 5			5	Pass	
Method Blank							
Chromium (hexavalent)	mg/kg	< 1			1	Pass	
Cyanide (total)	mg/kg	< 5			5	Pass	
Fluoride (Total)	mg/kg	< 100			100	Pass	
Method Blank							
Organochlorine Pesticides							
Chlordanes - Total	mg/kg	< 0.1			0.1	Pass	
4,4'-DDD	mg/kg	< 0.05			0.05	Pass	
4,4'-DDE	mg/kg	< 0.05			0.05	Pass	
4,4'-DDT	mg/kg	< 0.05			0.05	Pass	
a-HCH	mg/kg	< 0.05			0.05	Pass	
Aldrin	mg/kg	< 0.05			0.05	Pass	

Test	Units	Result 1			Acceptance Limits	Pass Limits	Qualifying Code
b-HCH	mg/kg	< 0.05			0.05	Pass	
d-HCH	mg/kg	< 0.05			0.05	Pass	
Dieldrin	mg/kg	< 0.05			0.05	Pass	
Endosulfan I	mg/kg	< 0.05			0.05	Pass	
Endosulfan II	mg/kg	< 0.05			0.05	Pass	
Endosulfan sulphate	mg/kg	< 0.05			0.05	Pass	
Endrin	mg/kg	< 0.05			0.05	Pass	
Endrin aldehyde	mg/kg	< 0.05			0.05	Pass	
Endrin ketone	mg/kg	< 0.05			0.05	Pass	
g-HCH (Lindane)	mg/kg	< 0.05			0.05	Pass	
Heptachlor	mg/kg	< 0.05			0.05	Pass	
Heptachlor epoxide	mg/kg	< 0.05			0.05	Pass	
Hexachlorobenzene	mg/kg	< 0.05			0.05	Pass	
Methoxychlor	mg/kg	< 0.05			0.05	Pass	
Toxaphene	mg/kg	< 0.5			0.5	Pass	
Method Blank							
Total Recoverable Hydrocarbons							
TRH C6-C9	mg/kg	< 20			20	Pass	
TRH C10-C14	mg/kg	< 20			20	Pass	
TRH C15-C28	mg/kg	< 50			50	Pass	
TRH C29-C36	mg/kg	< 50			50	Pass	
Naphthalene	mg/kg	< 0.5			0.5	Pass	
TRH C6-C10	mg/kg	< 20			20	Pass	
TRH >C10-C16	mg/kg	< 50			50	Pass	
TRH >C16-C34	mg/kg	< 100			100	Pass	
TRH >C34-C40	mg/kg	< 100			100	Pass	
Method Blank							
Volatile Organics							
Styrene	mg/kg	< 0.5			0.5	Pass	
Method Blank							
BTEX							
Benzene	mg/kg	< 0.1			0.1	Pass	
Toluene	mg/kg	< 0.1			0.1	Pass	
Ethylbenzene	mg/kg	< 0.1			0.1	Pass	
m&p-Xylenes	mg/kg	< 0.2			0.2	Pass	
o-Xylene	mg/kg	< 0.1			0.1	Pass	
Xylenes - Total*	mg/kg	< 0.3			0.3	Pass	
Method Blank							
Halogenated Volatile Organics							
1.1-Dichloroethane	mg/kg	< 0.5			0.5	Pass	
1.1-Dichloroethene	mg/kg	< 0.5			0.5	Pass	
1.1.1-Trichloroethane	mg/kg	< 0.5			0.5	Pass	
1.1.1.2-Tetrachloroethane	mg/kg	< 0.5			0.5	Pass	
1.1.2-Trichloroethane	mg/kg	< 0.5			0.5	Pass	
1.1.2.2-Tetrachloroethane	mg/kg	< 0.5			0.5	Pass	
1.2-Dibromoethane	mg/kg	< 0.5			0.5	Pass	
1.2-Dichlorobenzene	mg/kg	< 0.5			0.5	Pass	
1.2-Dichloroethane	mg/kg	< 0.5			0.5	Pass	
1.2-Dichloropropane	mg/kg	< 0.5			0.5	Pass	
1.2.3-Trichloropropane	mg/kg	< 0.5			0.5	Pass	
1.3-Dichlorobenzene	mg/kg	< 0.5			0.5	Pass	
1.3-Dichloropropane	mg/kg	< 0.5			0.5	Pass	
1.4-Dichlorobenzene	mg/kg	< 0.5			0.5	Pass	
Bromodichloromethane	mg/kg	< 0.5			0.5	Pass	

Test	Units	Result 1			Acceptance Limits	Pass Limits	Qualifying Code
Bromoform	mg/kg	< 0.5			0.5	Pass	
Bromomethane	mg/kg	< 0.5			0.5	Pass	
Carbon Tetrachloride	mg/kg	< 0.5			0.5	Pass	
Chlorobenzene	mg/kg	< 0.5			0.5	Pass	
Chloroform	mg/kg	< 0.5			0.5	Pass	
Chloromethane	mg/kg	< 0.5			0.5	Pass	
cis-1.2-Dichloroethene	mg/kg	< 0.5			0.5	Pass	
cis-1.3-Dichloropropene	mg/kg	< 0.5			0.5	Pass	
Dibromochloromethane	mg/kg	< 0.5			0.5	Pass	
Dibromomethane	mg/kg	< 0.5			0.5	Pass	
Iodomethane	mg/kg	< 0.5			0.5	Pass	
Methylene Chloride	mg/kg	< 0.5			0.5	Pass	
Tetrachloroethene	mg/kg	< 0.5			0.5	Pass	
trans-1.2-Dichloroethene	mg/kg	< 0.5			0.5	Pass	
trans-1.3-Dichloropropene	mg/kg	< 0.5			0.5	Pass	
Trichloroethene	mg/kg	< 0.5			0.5	Pass	
Trichlorofluoromethane	mg/kg	< 0.5			0.5	Pass	
Vinyl chloride	mg/kg	< 0.5			0.5	Pass	
Method Blank							
Chlorinated Hydrocarbons							
1.2-Dichlorobenzene	mg/kg	< 0.5			0.5	Pass	
1.2.3-Trichlorobenzene	mg/kg	< 0.5			0.5	Pass	
1.2.3.4-Tetrachlorobenzene	mg/kg	< 0.5			0.5	Pass	
1.2.3.5-Tetrachlorobenzene	mg/kg	< 0.5			0.5	Pass	
1.2.4-Trichlorobenzene	mg/kg	< 0.5			0.5	Pass	
1.2.4.5-Tetrachlorobenzene	mg/kg	< 0.5			0.5	Pass	
1.3-Dichlorobenzene	mg/kg	< 0.5			0.5	Pass	
1.3.5-Trichlorobenzene	mg/kg	< 0.5			0.5	Pass	
1.4-Dichlorobenzene	mg/kg	< 0.5			0.5	Pass	
Benzal chloride	mg/kg	< 0.05			0.05	Pass	
Benzotrichloride	mg/kg	< 0.05			0.05	Pass	
Benzyl chloride	mg/kg	< 0.5			0.5	Pass	
Hexachlorobenzene	mg/kg	< 0.5			0.5	Pass	
Hexachlorobutadiene	mg/kg	< 0.5			0.5	Pass	
Hexachlorocyclopentadiene	mg/kg	< 0.5			0.5	Pass	
Hexachloroethane	mg/kg	< 0.5			0.5	Pass	
Pentachlorobenzene	mg/kg	< 0.5			0.5	Pass	
Method Blank							
Polychlorinated Biphenyls							
Aroclor-1016	mg/kg	< 0.1			0.1	Pass	
Aroclor-1221	mg/kg	< 0.1			0.1	Pass	
Aroclor-1232	mg/kg	< 0.1			0.1	Pass	
Aroclor-1242	mg/kg	< 0.1			0.1	Pass	
Aroclor-1248	mg/kg	< 0.1			0.1	Pass	
Aroclor-1254	mg/kg	< 0.1			0.1	Pass	
Aroclor-1260	mg/kg	< 0.1			0.1	Pass	
Total PCB*	mg/kg	< 0.1			0.1	Pass	
Method Blank							
Phenols (Halogenated)							
2-Chlorophenol	mg/kg	< 0.5			0.5	Pass	
2.4-Dichlorophenol	mg/kg	< 0.5			0.5	Pass	
2.4.5-Trichlorophenol	mg/kg	< 1			1	Pass	
2.4.6-Trichlorophenol	mg/kg	< 1			1	Pass	
2.6-Dichlorophenol	mg/kg	< 0.5			0.5	Pass	

Test	Units	Result 1		Acceptance Limits	Pass Limits	Qualifying Code
4-Chloro-3-methylphenol	mg/kg	< 1		1	Pass	
Pentachlorophenol	mg/kg	< 1		1	Pass	
Tetrachlorophenols - Total	mg/kg	< 10		10	Pass	
Method Blank						
Phenols (non-Halogenated)						
2-Cyclohexyl-4,6-dinitrophenol	mg/kg	< 20		20	Pass	
2-Methyl-4,6-dinitrophenol	mg/kg	< 5		5	Pass	
2-Nitrophenol	mg/kg	< 1		1.0	Pass	
2,4-Dimethylphenol	mg/kg	< 0.5		0.5	Pass	
2,4-Dinitrophenol	mg/kg	< 5		5	Pass	
2-Methylphenol (o-Cresol)	mg/kg	< 0.2		0.2	Pass	
3&4-Methylphenol (m&p-Cresol)	mg/kg	< 0.4		0.4	Pass	
4-Nitrophenol	mg/kg	< 5		5	Pass	
Dinoseb	mg/kg	< 20		20	Pass	
Phenol	mg/kg	< 0.5		0.5	Pass	
LCS - % Recovery						
Polycyclic Aromatic Hydrocarbons						
Acenaphthene	%	89		70-130	Pass	
Acenaphthylene	%	110		70-130	Pass	
Anthracene	%	75		70-130	Pass	
Benz(a)anthracene	%	92		70-130	Pass	
Benzo(a)pyrene	%	100		70-130	Pass	
Benzo(b&j)fluoranthene	%	81		70-130	Pass	
Benzo(g,h,i)perylene	%	97		70-130	Pass	
Benzo(k)fluoranthene	%	107		70-130	Pass	
Chrysene	%	78		70-130	Pass	
Dibenz(a,h)anthracene	%	101		70-130	Pass	
Fluoranthene	%	105		70-130	Pass	
Fluorene	%	107		70-130	Pass	
Indeno(1,2,3-cd)pyrene	%	103		70-130	Pass	
Naphthalene	%	98		70-130	Pass	
Phenanthrene	%	104		70-130	Pass	
Pyrene	%	104		70-130	Pass	
LCS - % Recovery						
Heavy Metals						
Antimony	%	106		80-120	Pass	
Arsenic	%	106		80-120	Pass	
Barium	%	106		80-120	Pass	
Beryllium	%	92		80-120	Pass	
Boron	%	103		80-120	Pass	
Cadmium	%	103		80-120	Pass	
Chromium	%	110		80-120	Pass	
Cobalt	%	111		80-120	Pass	
Copper	%	109		80-120	Pass	
Iron	%	120		80-120	Pass	
Lead	%	113		80-120	Pass	
Manganese	%	110		80-120	Pass	
Mercury	%	108		80-120	Pass	
Molybdenum	%	108		80-120	Pass	
Nickel	%	104		80-120	Pass	
Selenium	%	106		80-120	Pass	
Silver	%	110		80-120	Pass	
Tin	%	103		80-120	Pass	
Vanadium	%	109		80-120	Pass	

Test	Units	Result 1			Acceptance Limits	Pass Limits	Qualifying Code
Zinc	%	109			80-120	Pass	
LCS - % Recovery							
Chromium (hexavalent)	%	89			70-130	Pass	
Cyanide (total)	%	82			70-130	Pass	
Fluoride (Total)	%	121			70-130	Pass	
LCS - % Recovery							
Organochlorine Pesticides							
Chlordanes - Total	%	111			70-130	Pass	
4.4'-DDD	%	109			70-130	Pass	
4.4'-DDE	%	93			70-130	Pass	
4.4'-DDT	%	83			70-130	Pass	
a-HCH	%	108			70-130	Pass	
Aldrin	%	114			70-130	Pass	
b-HCH	%	80			70-130	Pass	
d-HCH	%	110			70-130	Pass	
Dieldrin	%	80			70-130	Pass	
Endosulfan I	%	84			70-130	Pass	
Endosulfan II	%	116			70-130	Pass	
Endosulfan sulphate	%	82			70-130	Pass	
Endrin	%	119			70-130	Pass	
Endrin aldehyde	%	87			70-130	Pass	
Endrin ketone	%	114			70-130	Pass	
g-HCH (Lindane)	%	113			70-130	Pass	
Heptachlor	%	90			70-130	Pass	
Heptachlor epoxide	%	115			70-130	Pass	
Hexachlorobenzene	%	117			70-130	Pass	
Methoxychlor	%	82			70-130	Pass	
LCS - % Recovery							
Total Recoverable Hydrocarbons							
TRH C6-C9	%	122			70-130	Pass	
TRH C10-C14	%	89			70-130	Pass	
Naphthalene	%	91			70-130	Pass	
TRH C6-C10	%	121			70-130	Pass	
TRH >C10-C16	%	91			70-130	Pass	
LCS - % Recovery							
BTEX							
Benzene	%	106			70-130	Pass	
Toluene	%	109			70-130	Pass	
Ethylbenzene	%	114			70-130	Pass	
m&p-Xylenes	%	112			70-130	Pass	
Xylenes - Total*	%	112			70-130	Pass	
LCS - % Recovery							
Halogenated Volatile Organics							
1.1-Dichloroethene	%	113			70-130	Pass	
1.1.1-Trichloroethane	%	89			70-130	Pass	
1.2-Dichlorobenzene	%	120			70-130	Pass	
1.2-Dichloroethane	%	123			70-130	Pass	
Trichloroethene	%	83			70-130	Pass	
LCS - % Recovery							
Polychlorinated Biphenyls							
Aroclor-1260	%	93			70-130	Pass	
LCS - % Recovery							
Phenols (Halogenated)							
2-Chlorophenol	%	54			25-140	Pass	

Test	Units	Result 1			Acceptance Limits	Pass Limits	Qualifying Code	
2,4-Dichlorophenol	%	53			25-140	Pass		
2,4,5-Trichlorophenol	%	42			25-140	Pass		
2,4,6-Trichlorophenol	%	68			25-140	Pass		
2,6-Dichlorophenol	%	29			25-140	Pass		
4-Chloro-3-methylphenol	%	84			25-140	Pass		
Pentachlorophenol	%	96			25-140	Pass		
Tetrachlorophenols - Total	%	32			25-140	Pass		
LCS - % Recovery								
Phenols (non-Halogenated)								
2-Cyclohexyl-4,6-dinitrophenol	%	33			25-140	Pass		
2-Methyl-4,6-dinitrophenol	%	95			25-140	Pass		
2-Nitrophenol	%	89			25-140	Pass		
2,4-Dimethylphenol	%	49			25-140	Pass		
2,4-Dinitrophenol	%	48			25-140	Pass		
2-Methylphenol (o-Cresol)	%	46			25-140	Pass		
3&4-Methylphenol (m&p-Cresol)	%	49			25-140	Pass		
4-Nitrophenol	%	52			25-140	Pass		
Dinoseb	%	78			25-140	Pass		
Phenol	%	40			25-140	Pass		
Test	Lab Sample ID	QA Source	Units	Result 1		Acceptance Limits	Pass Limits	Qualifying Code
Spike - % Recovery								
Heavy Metals				Result 1				
Iron	M22-Jn0047302	NCP	%	93		75-125	Pass	
Spike - % Recovery								
				Result 1				
Cyanide (total)	M22-Jn0053226	NCP	%	78		70-130	Pass	
Fluoride (Total)	M22-Jn0053358	NCP	%	78		70-130	Pass	
Spike - % Recovery								
Polychlorinated Biphenyls				Result 1				
Aroclor-1016	M22-Jn0050158	NCP	%	78		70-130	Pass	
Aroclor-1260	M22-Jn0050158	NCP	%	81		70-130	Pass	
Spike - % Recovery								
Phenols (non-Halogenated)				Result 1				
2-Cyclohexyl-4,6-dinitrophenol	M22-Jn0057014	NCP	%	63		30-130	Pass	
2-Methyl-4,6-dinitrophenol	M22-Jn0057014	NCP	%	70		30-130	Pass	
4-Nitrophenol	M22-Jn0057014	NCP	%	64		30-130	Pass	
Spike - % Recovery								
Total Recoverable Hydrocarbons				Result 1				
TRH C6-C9	M22-Jn0050587	CP	%	111		70-130	Pass	
TRH C10-C14	M22-Jn0050587	CP	%	77		70-130	Pass	
Naphthalene	M22-Jn0050587	CP	%	84		70-130	Pass	
TRH C6-C10	M22-Jn0050587	CP	%	112		70-130	Pass	
TRH >C10-C16	M22-Jn0050587	CP	%	74		70-130	Pass	
Spike - % Recovery								
BTEX				Result 1				
Benzene	M22-Jn0050587	CP	%	91		70-130	Pass	
Toluene	M22-Jn0050587	CP	%	100		70-130	Pass	
Ethylbenzene	M22-Jn0050587	CP	%	103		70-130	Pass	
m&p-Xylenes	M22-Jn0050587	CP	%	103		70-130	Pass	
o-Xylene	M22-Jn0050587	CP	%	104		70-130	Pass	
Xylenes - Total*	M22-Jn0050587	CP	%	103		70-130	Pass	
Spike - % Recovery								
Halogenated Volatile Organics				Result 1				
1,1-Dichloroethene	M22-Jn0050587	CP	%	76		70-130	Pass	

Test	Lab Sample ID	QA Source	Units	Result 1		Acceptance Limits	Pass Limits	Qualifying Code
1.1.1-Trichloroethane	M22-Jn0050587	CP	%	94		70-130	Pass	
1.2-Dichlorobenzene	M22-Jn0050587	CP	%	114		70-130	Pass	
1.2-Dichloroethane	M22-Jn0050587	CP	%	114		70-130	Pass	
Trichloroethene	M22-Jn0050587	CP	%	71		70-130	Pass	
Spike - % Recovery								
Polycyclic Aromatic Hydrocarbons				Result 1				
Acenaphthene	M22-Jn0050600	CP	%	86		70-130	Pass	
Acenaphthylene	M22-Jn0050600	CP	%	84		70-130	Pass	
Anthracene	M22-Jn0050600	CP	%	82		70-130	Pass	
Benz(a)anthracene	M22-Jn0050600	CP	%	105		70-130	Pass	
Benzo(a)pyrene	M22-Jn0050600	CP	%	104		70-130	Pass	
Benzo(b&i)fluoranthene	M22-Jn0050600	CP	%	77		70-130	Pass	
Benzo(g,h,i)perylene	M22-Jn0050600	CP	%	81		70-130	Pass	
Benzo(k)fluoranthene	M22-Jn0050600	CP	%	81		70-130	Pass	
Chrysene	M22-Jn0050600	CP	%	76		70-130	Pass	
Dibenz(a,h)anthracene	M22-Jn0050600	CP	%	79		70-130	Pass	
Fluoranthene	M22-Jn0050600	CP	%	80		70-130	Pass	
Fluorene	M22-Jn0050600	CP	%	86		70-130	Pass	
Indeno(1,2,3-cd)pyrene	M22-Jn0050600	CP	%	78		70-130	Pass	
Naphthalene	M22-Jn0050600	CP	%	83		70-130	Pass	
Phenanthrene	M22-Jn0050600	CP	%	73		70-130	Pass	
Pyrene	M22-Jn0050600	CP	%	80		70-130	Pass	
Spike - % Recovery								
Organochlorine Pesticides				Result 1				
Chlordanes - Total	M22-Jn0050604	CP	%	102		70-130	Pass	
4,4'-DDD	M22-Jn0050604	CP	%	111		70-130	Pass	
4,4'-DDE	M22-Jn0050604	CP	%	98		70-130	Pass	
4,4'-DDT	M22-Jn0050604	CP	%	105		70-130	Pass	
a-HCH	M22-Jn0050604	CP	%	110		70-130	Pass	
Aldrin	M22-Jn0050604	CP	%	104		70-130	Pass	
b-HCH	M22-Jn0050604	CP	%	98		70-130	Pass	
d-HCH	M22-Jn0050604	CP	%	91		70-130	Pass	
Dieldrin	M22-Jn0050604	CP	%	86		70-130	Pass	
Endosulfan I	M22-Jn0050604	CP	%	127		70-130	Pass	
Endosulfan II	M22-Jn0050604	CP	%	127		70-130	Pass	
Endosulfan sulphate	M22-Jn0050604	CP	%	105		70-130	Pass	
Endrin	M22-Jn0050604	CP	%	87		70-130	Pass	
Endrin aldehyde	M22-Jn0050604	CP	%	123		70-130	Pass	
Endrin ketone	M22-Jn0050604	CP	%	112		70-130	Pass	
g-HCH (Lindane)	M22-Jn0050604	CP	%	105		70-130	Pass	
Heptachlor	M22-Jn0050604	CP	%	93		70-130	Pass	
Heptachlor epoxide	M22-Jn0050604	CP	%	105		70-130	Pass	
Hexachlorobenzene	M22-Jn0050604	CP	%	112		70-130	Pass	
Methoxychlor	M22-Jn0050604	CP	%	106		70-130	Pass	
Spike - % Recovery								
Chlorinated Hydrocarbons				Result 1				
Hexachlorobenzene	M22-Jn0050604	CP	%	112		70-130	Pass	
Spike - % Recovery								
				Result 1				
Chromium (hexavalent)	M22-Jn0053073	NCP	%	100		70-130	Pass	
Spike - % Recovery								
Polycyclic Aromatic Hydrocarbons				Result 1				
Acenaphthene	M22-Jn0050612	CP	%	100		70-130	Pass	
Acenaphthylene	M22-Jn0050612	CP	%	93		70-130	Pass	

Test	Lab Sample ID	QA Source	Units	Result 1		Acceptance Limits	Pass Limits	Qualifying Code
Anthracene	M22-Jn0050612	CP	%	91		70-130	Pass	
Benz(a)anthracene	M22-Jn0050612	CP	%	94		70-130	Pass	
Benzo(a)pyrene	M22-Jn0050612	CP	%	80		70-130	Pass	
Benzo(b&j)fluoranthene	M22-Jn0050612	CP	%	116		70-130	Pass	
Benzo(g,h,i)perylene	M22-Jn0050612	CP	%	75		70-130	Pass	
Benzo(k)fluoranthene	M22-Jn0050612	CP	%	89		70-130	Pass	
Chrysene	M22-Jn0050612	CP	%	83		70-130	Pass	
Dibenz(a,h)anthracene	M22-Jn0050612	CP	%	85		70-130	Pass	
Fluoranthene	M22-Jn0050612	CP	%	93		70-130	Pass	
Fluorene	M22-Jn0050612	CP	%	75		70-130	Pass	
Indeno(1,2,3-cd)pyrene	M22-Jn0050612	CP	%	85		70-130	Pass	
Naphthalene	M22-Jn0050612	CP	%	90		70-130	Pass	
Phenanthrene	M22-Jn0050612	CP	%	102		70-130	Pass	
Pyrene	M22-Jn0050612	CP	%	93		70-130	Pass	
Spike - % Recovery								
Phenols (Halogenated)				Result 1				
2-Chlorophenol	M22-Jn0050612	CP	%	51		30-130	Pass	
2,4-Dichlorophenol	M22-Jn0050612	CP	%	51		30-130	Pass	
2,4,5-Trichlorophenol	M22-Jn0050612	CP	%	61		30-130	Pass	
2,4,6-Trichlorophenol	M22-Jn0050612	CP	%	39		30-130	Pass	
2,6-Dichlorophenol	M22-Jn0050612	CP	%	32		30-130	Pass	
4-Chloro-3-methylphenol	M22-Jn0050612	CP	%	35		30-130	Pass	
Pentachlorophenol	M22-Jn0050612	CP	%	38		30-130	Pass	
Tetrachlorophenols - Total	M22-Jn0050612	CP	%	65		30-130	Pass	
Spike - % Recovery								
Phenols (non-Halogenated)				Result 1				
2-Nitrophenol	M22-Jn0050612	CP	%	88		30-130	Pass	
2,4-Dimethylphenol	M22-Jn0050612	CP	%	38		30-130	Pass	
2-Methylphenol (o-Cresol)	M22-Jn0050612	CP	%	36		30-130	Pass	
3&4-Methylphenol (m&p-Cresol)	M22-Jn0050612	CP	%	44		30-130	Pass	
Dinoseb	M22-Jn0050612	CP	%	56		30-130	Pass	
Phenol	M22-Jn0050612	CP	%	41		30-130	Pass	
Spike - % Recovery								
Heavy Metals				Result 1				
Arsenic	M22-Jn0050613	CP	%	123		75-125	Pass	
Barium	M22-Jn0050613	CP	%	129		75-125	Fail	Q08
Beryllium	M22-Jn0050613	CP	%	113		75-125	Pass	
Boron	M22-Jn0050613	CP	%	124		75-125	Pass	
Cadmium	M22-Jn0050613	CP	%	120		75-125	Pass	
Manganese	M22-Jn0050613	CP	%	130		75-125	Fail	Q08
Mercury	M22-Jn0050613	CP	%	76		75-125	Pass	
Nickel	M22-Jn0050613	CP	%	129		75-125	Fail	Q08
Selenium	M22-Jn0050613	CP	%	116		75-125	Pass	
Silver	M22-Jn0050613	CP	%	124		75-125	Pass	
Tin	M22-Jn0050613	CP	%	130		75-125	Fail	Q08
Zinc	M22-Jn0050613	CP	%	122		75-125	Pass	
Spike - % Recovery								
Organochlorine Pesticides				Result 1				
Chlordanes - Total	M22-Jn0050622	CP	%	96		70-130	Pass	
4,4'-DDD	M22-Jn0050622	CP	%	123		70-130	Pass	
4,4'-DDE	M22-Jn0050622	CP	%	113		70-130	Pass	
4,4'-DDT	M22-Jn0050622	CP	%	78		70-130	Pass	
a-HCH	M22-Jn0050622	CP	%	84		70-130	Pass	
Aldrin	M22-Jn0050622	CP	%	104		70-130	Pass	

Test	Lab Sample ID	QA Source	Units	Result 1			Acceptance Limits	Pass Limits	Qualifying Code
b-HCH	M22-Jn0050622	CP	%	83			70-130	Pass	
d-HCH	M22-Jn0050622	CP	%	73			70-130	Pass	
Dieldrin	M22-Jn0050622	CP	%	87			70-130	Pass	
Endosulfan I	M22-Jn0050622	CP	%	100			70-130	Pass	
Endosulfan II	M22-Jn0050622	CP	%	93			70-130	Pass	
Endosulfan sulphate	M22-Jn0050622	CP	%	85			70-130	Pass	
Endrin	M22-Jn0050622	CP	%	84			70-130	Pass	
Endrin aldehyde	M22-Jn0050622	CP	%	101			70-130	Pass	
Endrin ketone	M22-Jn0050622	CP	%	96			70-130	Pass	
g-HCH (Lindane)	M22-Jn0050622	CP	%	109			70-130	Pass	
Heptachlor	M22-Jn0050622	CP	%	98			70-130	Pass	
Heptachlor epoxide	M22-Jn0050622	CP	%	108			70-130	Pass	
Hexachlorobenzene	M22-Jn0050622	CP	%	117			70-130	Pass	
Methoxychlor	M22-Jn0050622	CP	%	71			70-130	Pass	
Spike - % Recovery									
Chlorinated Hydrocarbons				Result 1					
Hexachlorobenzene	M22-Jn0050622	CP	%	117			70-130	Pass	
Spike - % Recovery									
Heavy Metals				Result 1					
Antimony	M22-Jn0050624	CP	%	96			75-125	Pass	
Arsenic	M22-Jn0050624	CP	%	95			75-125	Pass	
Barium	M22-Jn0050624	CP	%	83			75-125	Pass	
Beryllium	M22-Jn0050624	CP	%	86			75-125	Pass	
Boron	M22-Jn0050624	CP	%	100			75-125	Pass	
Cadmium	M22-Jn0050624	CP	%	97			75-125	Pass	
Chromium	M22-Jn0050624	CP	%	99			75-125	Pass	
Cobalt	M22-Jn0050624	CP	%	101			75-125	Pass	
Copper	M22-Jn0050624	CP	%	98			75-125	Pass	
Lead	M22-Jn0050624	CP	%	102			75-125	Pass	
Manganese	M22-Jn0050624	CP	%	82			75-125	Pass	
Mercury	M22-Jn0050624	CP	%	96			75-125	Pass	
Molybdenum	M22-Jn0050624	CP	%	101			75-125	Pass	
Nickel	M22-Jn0050624	CP	%	95			75-125	Pass	
Selenium	M22-Jn0050624	CP	%	96			75-125	Pass	
Silver	M22-Jn0050624	CP	%	102			75-125	Pass	
Tin	M22-Jn0050624	CP	%	98			75-125	Pass	
Vanadium	M22-Jn0050624	CP	%	99			75-125	Pass	
Zinc	M22-Jn0050624	CP	%	96			75-125	Pass	
Test	Lab Sample ID	QA Source	Units	Result 1			Acceptance Limits	Pass Limits	Qualifying Code
Duplicate									
Heavy Metals				Result 1	Result 2	RPD			
Antimony	M22-Jn0050586	CP	mg/kg	< 10	< 10	<1	30%	Pass	
Arsenic	M22-Jn0050586	CP	mg/kg	28	30	9.0	30%	Pass	
Barium	M22-Jn0050586	CP	mg/kg	97	96	1.0	30%	Pass	
Beryllium	M22-Jn0050586	CP	mg/kg	< 2	< 2	<1	30%	Pass	
Boron	M22-Jn0050586	CP	mg/kg	< 10	< 10	<1	30%	Pass	
Chromium	M22-Jn0050586	CP	mg/kg	23	23	<1	30%	Pass	
Cobalt	M22-Jn0050586	CP	mg/kg	11	11	5.0	30%	Pass	
Copper	M22-Jn0050586	CP	mg/kg	28	31	10	30%	Pass	
Iron	M22-Jn0050586	CP	mg/kg	18000	20000	11	30%	Pass	
Lead	M22-Jn0050586	CP	mg/kg	150	160	3.0	30%	Pass	
Manganese	M22-Jn0050586	CP	mg/kg	330	320	4.0	30%	Pass	
Mercury	M22-Jn0050586	CP	mg/kg	< 0.1	< 0.1	<1	30%	Pass	
Molybdenum	M22-Jn0050586	CP	mg/kg	< 5	< 5	<1	30%	Pass	

Test	Lab Sample ID	QA Source	Units	Result 1	Result 2	RPD	Acceptance Limits	Pass Limits	Qualifying Code
Duplicate									
Heavy Metals				Result 1	Result 2	RPD			
Nickel	M22-Jn0050586	CP	mg/kg	45	46	2.0	30%	Pass	
Selenium	M22-Jn0050586	CP	mg/kg	< 2	< 2	<1	30%	Pass	
Silver	M22-Jn0050586	CP	mg/kg	< 2	< 2	<1	30%	Pass	
Tin	M22-Jn0050586	CP	mg/kg	< 10	< 10	<1	30%	Pass	
Vanadium	M22-Jn0050586	CP	mg/kg	29	23	23	30%	Pass	
Zinc	M22-Jn0050586	CP	mg/kg	1400	1500	9.0	30%	Pass	
Duplicate									
				Result 1	Result 2	RPD			
Chromium (hexavalent)	M22-Jn0050478	NCP	mg/kg	< 1	< 1	<1	30%	Pass	
Cyanide (total)	M22-Jn0051531	NCP	mg/kg	< 5	< 5	<1	30%	Pass	
Fluoride (Total)	M22-Jn0050202	NCP	mg/kg	< 100	< 100	<1	30%	Pass	
Duplicate									
Total Recoverable Hydrocarbons				Result 1	Result 2	RPD			
TRH C6-C9	M22-Jn0050586	CP	mg/kg	< 20	< 20	<1	30%	Pass	
TRH C10-C14	M22-Jn0050586	CP	mg/kg	< 20	24	42	30%	Fail	Q15
TRH C15-C28	M22-Jn0050586	CP	mg/kg	97	260	93	30%	Fail	Q15
TRH C29-C36	M22-Jn0050586	CP	mg/kg	57	240	120	30%	Fail	Q15
Naphthalene	M22-Jn0050586	CP	mg/kg	< 0.5	< 0.5	<1	30%	Pass	
TRH C6-C10	M22-Jn0050586	CP	mg/kg	< 20	< 20	<1	30%	Pass	
TRH >C10-C16	M22-Jn0050586	CP	mg/kg	< 50	50	62	30%	Fail	Q15
TRH >C16-C34	M22-Jn0050586	CP	mg/kg	130	390	100	30%	Fail	Q15
TRH >C34-C40	M22-Jn0050586	CP	mg/kg	< 100	120	150	30%	Fail	Q15
Duplicate									
Volatile Organics				Result 1	Result 2	RPD			
Styrene	M22-Jn0050586	CP	mg/kg	< 0.5	< 0.5	<1	30%	Pass	
Duplicate									
BTEX				Result 1	Result 2	RPD			
Benzene	M22-Jn0050586	CP	mg/kg	< 0.1	< 0.1	<1	30%	Pass	
Toluene	M22-Jn0050586	CP	mg/kg	< 0.1	< 0.1	<1	30%	Pass	
Ethylbenzene	M22-Jn0050586	CP	mg/kg	< 0.1	< 0.1	<1	30%	Pass	
m&p-Xylenes	M22-Jn0050586	CP	mg/kg	< 0.2	< 0.2	<1	30%	Pass	
o-Xylene	M22-Jn0050586	CP	mg/kg	< 0.1	< 0.1	<1	30%	Pass	
Xylenes - Total*	M22-Jn0050586	CP	mg/kg	< 0.3	< 0.3	<1	30%	Pass	
Duplicate									
Halogenated Volatile Organics				Result 1	Result 2	RPD			
1.1-Dichloroethane	M22-Jn0050586	CP	mg/kg	< 0.5	< 0.5	<1	30%	Pass	
1.1-Dichloroethene	M22-Jn0050586	CP	mg/kg	< 0.5	< 0.5	<1	30%	Pass	
1.1.1-Trichloroethane	M22-Jn0050586	CP	mg/kg	< 0.5	< 0.5	<1	30%	Pass	
1.1.1.2-Tetrachloroethane	M22-Jn0050586	CP	mg/kg	< 0.5	< 0.5	<1	30%	Pass	
1.1.2-Trichloroethane	M22-Jn0050586	CP	mg/kg	< 0.5	< 0.5	<1	30%	Pass	
1.1.2.2-Tetrachloroethane	M22-Jn0050586	CP	mg/kg	< 0.5	< 0.5	<1	30%	Pass	
1.2-Dibromoethane	M22-Jn0050586	CP	mg/kg	< 0.5	< 0.5	<1	30%	Pass	
1.2-Dichlorobenzene	M22-Jn0050586	CP	mg/kg	< 0.5	< 0.5	<1	30%	Pass	
1.2-Dichloroethane	M22-Jn0050586	CP	mg/kg	< 0.5	< 0.5	<1	30%	Pass	
1.2-Dichloropropane	M22-Jn0050586	CP	mg/kg	< 0.5	< 0.5	<1	30%	Pass	
1.2.3-Trichloropropane	M22-Jn0050586	CP	mg/kg	< 0.5	< 0.5	<1	30%	Pass	
1.3-Dichlorobenzene	M22-Jn0050586	CP	mg/kg	< 0.5	< 0.5	<1	30%	Pass	
1.3-Dichloropropane	M22-Jn0050586	CP	mg/kg	< 0.5	< 0.5	<1	30%	Pass	
1.4-Dichlorobenzene	M22-Jn0050586	CP	mg/kg	< 0.5	< 0.5	<1	30%	Pass	
Bromodichloromethane	M22-Jn0050586	CP	mg/kg	< 0.5	< 0.5	<1	30%	Pass	
Bromoform	M22-Jn0050586	CP	mg/kg	< 0.5	< 0.5	<1	30%	Pass	
Bromomethane	M22-Jn0050586	CP	mg/kg	< 0.5	< 0.5	<1	30%	Pass	

Duplicate								
Halogenated Volatile Organics				Result 1	Result 2	RPD		
Carbon Tetrachloride	M22-Jn0050586	CP	mg/kg	< 0.5	< 0.5	<1	30%	Pass
Chlorobenzene	M22-Jn0050586	CP	mg/kg	< 0.5	< 0.5	<1	30%	Pass
Chloroform	M22-Jn0050586	CP	mg/kg	< 0.5	< 0.5	<1	30%	Pass
Chloromethane	M22-Jn0050586	CP	mg/kg	< 0.5	< 0.5	<1	30%	Pass
cis-1.2-Dichloroethene	M22-Jn0050586	CP	mg/kg	< 0.5	< 0.5	<1	30%	Pass
cis-1.3-Dichloropropene	M22-Jn0050586	CP	mg/kg	< 0.5	< 0.5	<1	30%	Pass
Dibromochloromethane	M22-Jn0050586	CP	mg/kg	< 0.5	< 0.5	<1	30%	Pass
Dibromomethane	M22-Jn0050586	CP	mg/kg	< 0.5	< 0.5	<1	30%	Pass
Iodomethane	M22-Jn0050586	CP	mg/kg	< 0.5	< 0.5	<1	30%	Pass
Methylene Chloride	M22-Jn0050586	CP	mg/kg	< 0.5	< 0.5	<1	30%	Pass
Tetrachloroethene	M22-Jn0050586	CP	mg/kg	< 0.5	< 0.5	<1	30%	Pass
trans-1.2-Dichloroethene	M22-Jn0050586	CP	mg/kg	< 0.5	< 0.5	<1	30%	Pass
trans-1.3-Dichloropropene	M22-Jn0050586	CP	mg/kg	< 0.5	< 0.5	<1	30%	Pass
Trichloroethene	M22-Jn0050586	CP	mg/kg	< 0.5	< 0.5	<1	30%	Pass
Trichlorofluoromethane	M22-Jn0050586	CP	mg/kg	< 0.5	< 0.5	<1	30%	Pass
Vinyl chloride	M22-Jn0050586	CP	mg/kg	< 0.5	< 0.5	<1	30%	Pass
Duplicate								
				Result 1	Result 2	RPD		
% Moisture	M22-Jn0050598	CP	%	13	12	2.0	30%	Pass
Duplicate								
				Result 1	Result 2	RPD		
% Moisture	M22-Jn0050608	CP	%	13	12	4.0	30%	Pass
Duplicate								
Polycyclic Aromatic Hydrocarbons				Result 1	Result 2	RPD		
Acenaphthene	M22-Jn0050610	CP	mg/kg	< 0.5	< 0.5	<1	30%	Pass
Acenaphthylene	M22-Jn0050610	CP	mg/kg	< 0.5	< 0.5	<1	30%	Pass
Anthracene	M22-Jn0050610	CP	mg/kg	< 0.5	< 0.5	<1	30%	Pass
Benzo(a)anthracene	M22-Jn0050610	CP	mg/kg	< 0.5	< 0.5	<1	30%	Pass
Benzo(a)pyrene	M22-Jn0050610	CP	mg/kg	< 0.5	< 0.5	<1	30%	Pass
Benzo(b&j)fluoranthene	M22-Jn0050610	CP	mg/kg	< 0.5	< 0.5	<1	30%	Pass
Benzo(g,h,i)perylene	M22-Jn0050610	CP	mg/kg	< 0.5	< 0.5	<1	30%	Pass
Benzo(k)fluoranthene	M22-Jn0050610	CP	mg/kg	< 0.5	< 0.5	<1	30%	Pass
Chrysene	M22-Jn0050610	CP	mg/kg	< 0.5	< 0.5	<1	30%	Pass
Dibenz(a,h)anthracene	M22-Jn0050610	CP	mg/kg	< 0.5	< 0.5	<1	30%	Pass
Fluoranthene	M22-Jn0050610	CP	mg/kg	< 0.5	< 0.5	<1	30%	Pass
Fluorene	M22-Jn0050610	CP	mg/kg	< 0.5	< 0.5	<1	30%	Pass
Indeno(1.2.3-cd)pyrene	M22-Jn0050610	CP	mg/kg	< 0.5	< 0.5	<1	30%	Pass
Naphthalene	M22-Jn0050610	CP	mg/kg	< 0.5	< 0.5	<1	30%	Pass
Phenanthrene	M22-Jn0050610	CP	mg/kg	< 0.5	< 0.5	<1	30%	Pass
Pyrene	M22-Jn0050610	CP	mg/kg	< 0.5	< 0.5	<1	30%	Pass
Duplicate								
Organochlorine Pesticides				Result 1	Result 2	RPD		
Chlordanes - Total	M22-Jn0050610	CP	mg/kg	< 0.1	< 0.1	<1	30%	Pass
4.4'-DDD	M22-Jn0050610	CP	mg/kg	< 0.05	< 0.05	<1	30%	Pass
4.4'-DDE	M22-Jn0050610	CP	mg/kg	< 0.05	< 0.05	<1	30%	Pass
4.4'-DDT	M22-Jn0050610	CP	mg/kg	< 0.05	< 0.05	<1	30%	Pass
a-HCH	M22-Jn0050610	CP	mg/kg	< 0.05	< 0.05	<1	30%	Pass
Aldrin	M22-Jn0050610	CP	mg/kg	< 0.05	< 0.05	<1	30%	Pass
b-HCH	M22-Jn0050610	CP	mg/kg	< 0.05	< 0.05	<1	30%	Pass
d-HCH	M22-Jn0050610	CP	mg/kg	< 0.05	< 0.05	<1	30%	Pass
Dieldrin	M22-Jn0050610	CP	mg/kg	< 0.05	< 0.05	<1	30%	Pass
Endosulfan I	M22-Jn0050610	CP	mg/kg	< 0.05	< 0.05	<1	30%	Pass
Endosulfan II	M22-Jn0050610	CP	mg/kg	< 0.05	< 0.05	<1	30%	Pass
Endosulfan sulphate	M22-Jn0050610	CP	mg/kg	< 0.05	< 0.05	<1	30%	Pass

Duplicate								
Organochlorine Pesticides				Result 1	Result 2	RPD		
Endrin	M22-Jn0050610	CP	mg/kg	< 0.05	< 0.05	<1	30%	Pass
Endrin aldehyde	M22-Jn0050610	CP	mg/kg	< 0.05	< 0.05	<1	30%	Pass
Endrin ketone	M22-Jn0050610	CP	mg/kg	< 0.05	< 0.05	<1	30%	Pass
g-HCH (Lindane)	M22-Jn0050610	CP	mg/kg	< 0.05	< 0.05	<1	30%	Pass
Heptachlor	M22-Jn0050610	CP	mg/kg	< 0.05	< 0.05	<1	30%	Pass
Heptachlor epoxide	M22-Jn0050610	CP	mg/kg	< 0.05	< 0.05	<1	30%	Pass
Hexachlorobenzene	M22-Jn0050610	CP	mg/kg	< 0.05	< 0.05	<1	30%	Pass
Methoxychlor	M22-Jn0050610	CP	mg/kg	< 0.05	< 0.05	<1	30%	Pass
Toxaphene	M22-Jn0050610	CP	mg/kg	< 0.5	< 0.5	<1	30%	Pass
Duplicate								
Chlorinated Hydrocarbons				Result 1	Result 2	RPD		
1.2-Dichlorobenzene	M22-Jn0050610	CP	mg/kg	< 0.5	< 0.5	<1	30%	Pass
1.2.3-Trichlorobenzene	M22-Jn0050610	CP	mg/kg	< 0.5	< 0.5	<1	30%	Pass
1.2.3.4-Tetrachlorobenzene	M22-Jn0050610	CP	mg/kg	< 0.5	< 0.5	<1	30%	Pass
1.2.3.5-Tetrachlorobenzene	M22-Jn0050610	CP	mg/kg	< 0.5	< 0.5	<1	30%	Pass
1.2.4-Trichlorobenzene	M22-Jn0050610	CP	mg/kg	< 0.5	< 0.5	<1	30%	Pass
1.2.4.5-Tetrachlorobenzene	M22-Jn0050610	CP	mg/kg	< 0.5	< 0.5	<1	30%	Pass
1.3-Dichlorobenzene	M22-Jn0050610	CP	mg/kg	< 0.5	< 0.5	<1	30%	Pass
1.3.5-Trichlorobenzene	M22-Jn0050610	CP	mg/kg	< 0.5	< 0.5	<1	30%	Pass
1.4-Dichlorobenzene	M22-Jn0050610	CP	mg/kg	< 0.5	< 0.5	<1	30%	Pass
Benzal chloride	M22-Jn0050610	CP	mg/kg	< 0.05	< 0.05	<1	30%	Pass
Benzotrichloride	M22-Jn0050610	CP	mg/kg	< 0.05	< 0.05	<1	30%	Pass
Benzyl chloride	M22-Jn0050610	CP	mg/kg	< 0.5	< 0.5	<1	30%	Pass
Hexachlorobenzene	M22-Jn0050610	CP	mg/kg	< 0.5	< 0.5	<1	30%	Pass
Hexachlorobutadiene	M22-Jn0050610	CP	mg/kg	< 0.5	< 0.5	<1	30%	Pass
Hexachlorocyclopentadiene	M22-Jn0050610	CP	mg/kg	< 0.5	< 0.5	<1	30%	Pass
Hexachloroethane	M22-Jn0050610	CP	mg/kg	< 0.5	< 0.5	<1	30%	Pass
Pentachlorobenzene	M22-Jn0050610	CP	mg/kg	< 0.5	< 0.5	<1	30%	Pass
Duplicate								
Polychlorinated Biphenyls				Result 1	Result 2	RPD		
Aroclor-1016	M22-Jn0050610	CP	mg/kg	< 0.1	< 0.1	<1	30%	Pass
Aroclor-1221	M22-Jn0050610	CP	mg/kg	< 0.1	< 0.1	<1	30%	Pass
Aroclor-1232	M22-Jn0050610	CP	mg/kg	< 0.1	< 0.1	<1	30%	Pass
Aroclor-1242	M22-Jn0050610	CP	mg/kg	< 0.1	< 0.1	<1	30%	Pass
Aroclor-1248	M22-Jn0050610	CP	mg/kg	< 0.1	< 0.1	<1	30%	Pass
Aroclor-1254	M22-Jn0050610	CP	mg/kg	< 0.1	< 0.1	<1	30%	Pass
Aroclor-1260	M22-Jn0050610	CP	mg/kg	< 0.1	< 0.1	<1	30%	Pass
Total PCB*	M22-Jn0050610	CP	mg/kg	< 0.1	< 0.1	<1	30%	Pass
Duplicate								
Phenols (Halogenated)				Result 1	Result 2	RPD		
2-Chlorophenol	M22-Jn0050610	CP	mg/kg	< 0.5	< 0.5	<1	30%	Pass
2.4-Dichlorophenol	M22-Jn0050610	CP	mg/kg	< 0.5	< 0.5	<1	30%	Pass
2.4.5-Trichlorophenol	M22-Jn0050610	CP	mg/kg	< 1	< 1	<1	30%	Pass
2.4.6-Trichlorophenol	M22-Jn0050610	CP	mg/kg	< 1	< 1	<1	30%	Pass
2.6-Dichlorophenol	M22-Jn0050610	CP	mg/kg	< 0.5	< 0.5	<1	30%	Pass
4-Chloro-3-methylphenol	M22-Jn0050610	CP	mg/kg	< 1	< 1	<1	30%	Pass
Pentachlorophenol	M22-Jn0050610	CP	mg/kg	< 1	< 1	<1	30%	Pass
Tetrachlorophenols - Total	M22-Jn0050610	CP	mg/kg	< 10	< 10	<1	30%	Pass
Duplicate								
Phenols (non-Halogenated)				Result 1	Result 2	RPD		
2-Cyclohexyl-4.6-dinitrophenol	M22-Jn0050610	CP	mg/kg	< 20	< 20	<1	30%	Pass
2-Methyl-4.6-dinitrophenol	M22-Jn0050610	CP	mg/kg	< 5	< 5	<1	30%	Pass
2-Nitrophenol	M22-Jn0050610	CP	mg/kg	< 1	< 1	<1	30%	Pass
2.4-Dimethylphenol	M22-Jn0050610	CP	mg/kg	< 0.5	< 0.5	<1	30%	Pass

Duplicate								
Phenols (non-Halogenated)				Result 1	Result 2	RPD		
2,4-Dinitrophenol	M22-Jn0050610	CP	mg/kg	< 5	< 5	<1	30%	Pass
2-Methylphenol (o-Cresol)	M22-Jn0050610	CP	mg/kg	< 0.2	< 0.2	<1	30%	Pass
3&4-Methylphenol (m&p-Cresol)	M22-Jn0050610	CP	mg/kg	< 0.4	< 0.4	<1	30%	Pass
4-Nitrophenol	M22-Jn0050610	CP	mg/kg	< 5	< 5	<1	30%	Pass
Dinoseb	M22-Jn0050610	CP	mg/kg	< 20	< 20	<1	30%	Pass
Phenol	M22-Jn0050610	CP	mg/kg	< 0.5	< 0.5	<1	30%	Pass
Duplicate								
Heavy Metals				Result 1	Result 2	RPD		
Antimony	M22-Jn0050612	CP	mg/kg	< 10	< 10	<1	30%	Pass
Arsenic	M22-Jn0050612	CP	mg/kg	< 2	< 2	<1	30%	Pass
Barium	M22-Jn0050612	CP	mg/kg	34	32	5.0	30%	Pass
Beryllium	M22-Jn0050612	CP	mg/kg	< 2	< 2	<1	30%	Pass
Boron	M22-Jn0050612	CP	mg/kg	11	< 10	77	30%	Fail Q15
Cadmium	M22-Jn0050612	CP	mg/kg	< 0.4	< 0.4	<1	30%	Pass
Chromium	M22-Jn0050612	CP	mg/kg	5.1	< 5	6.0	30%	Pass
Cobalt	M22-Jn0050612	CP	mg/kg	< 5	< 5	<1	30%	Pass
Copper	M22-Jn0050612	CP	mg/kg	5.8	5.6	3.0	30%	Pass
Iron	M22-Jn0050612	CP	mg/kg	5000	5400	7.0	30%	Pass
Lead	M22-Jn0050612	CP	mg/kg	6.3	6.3	1.0	30%	Pass
Manganese	M22-Jn0050612	CP	mg/kg	29	30	5.0	30%	Pass
Mercury	M22-Jn0050612	CP	mg/kg	< 0.1	< 0.1	<1	30%	Pass
Molybdenum	M22-Jn0050612	CP	mg/kg	< 5	< 5	<1	30%	Pass
Nickel	M22-Jn0050612	CP	mg/kg	< 5	< 5	<1	30%	Pass
Selenium	M22-Jn0050612	CP	mg/kg	< 2	< 2	<1	30%	Pass
Silver	M22-Jn0050612	CP	mg/kg	< 2	< 2	<1	30%	Pass
Tin	M22-Jn0050612	CP	mg/kg	< 10	< 10	<1	30%	Pass
Vanadium	M22-Jn0050612	CP	mg/kg	18	18	<1	30%	Pass
Zinc	M22-Jn0050612	CP	mg/kg	< 5	< 5	<1	30%	Pass
Duplicate								
Heavy Metals				Result 1	Result 2	RPD		
Antimony	M22-Jn0050613	CP	mg/kg	< 10	< 10	<1	30%	Pass
Arsenic	M22-Jn0050613	CP	mg/kg	< 2	< 2	<1	30%	Pass
Barium	M22-Jn0050613	CP	mg/kg	34	33	1.0	30%	Pass
Beryllium	M22-Jn0050613	CP	mg/kg	< 2	< 2	<1	30%	Pass
Boron	M22-Jn0050613	CP	mg/kg	< 10	< 10	<1	30%	Pass
Cadmium	M22-Jn0050613	CP	mg/kg	< 0.4	< 0.4	<1	30%	Pass
Chromium	M22-Jn0050613	CP	mg/kg	< 5	< 5	<1	30%	Pass
Cobalt	M22-Jn0050613	CP	mg/kg	< 5	< 5	<1	30%	Pass
Copper	M22-Jn0050613	CP	mg/kg	7.1	7.2	<1	30%	Pass
Iron	M22-Jn0050613	CP	mg/kg	3000	3000	2.0	30%	Pass
Lead	M22-Jn0050613	CP	mg/kg	< 5	< 5	<1	30%	Pass
Manganese	M22-Jn0050613	CP	mg/kg	52	51	1.0	30%	Pass
Mercury	M22-Jn0050613	CP	mg/kg	< 0.1	< 0.1	<1	30%	Pass
Molybdenum	M22-Jn0050613	CP	mg/kg	< 5	< 5	<1	30%	Pass
Nickel	M22-Jn0050613	CP	mg/kg	< 5	< 5	<1	30%	Pass
Selenium	M22-Jn0050613	CP	mg/kg	< 2	< 2	<1	30%	Pass
Silver	M22-Jn0050613	CP	mg/kg	< 2	< 2	<1	30%	Pass
Tin	M22-Jn0050613	CP	mg/kg	< 10	< 10	<1	30%	Pass
Vanadium	M22-Jn0050613	CP	mg/kg	< 10	< 10	<1	30%	Pass
Zinc	M22-Jn0050613	CP	mg/kg	5.1	5.6	10	30%	Pass
Duplicate								
				Result 1	Result 2	RPD		
% Moisture	M22-Jn0050619	CP	%	24	20	20	30%	Pass

Duplicate								
Polycyclic Aromatic Hydrocarbons				Result 1	Result 2	RPD		
Acenaphthene	M22-Jn0050620	CP	mg/kg	< 0.5	< 0.5	<1	30%	Pass
Acenaphthylene	M22-Jn0050620	CP	mg/kg	< 0.5	< 0.5	<1	30%	Pass
Anthracene	M22-Jn0050620	CP	mg/kg	< 0.5	< 0.5	<1	30%	Pass
Benzo(a)anthracene	M22-Jn0050620	CP	mg/kg	< 0.5	< 0.5	<1	30%	Pass
Benzo(a)pyrene	M22-Jn0050620	CP	mg/kg	< 0.5	< 0.5	<1	30%	Pass
Benzo(b&j)fluoranthene	M22-Jn0050620	CP	mg/kg	< 0.5	< 0.5	<1	30%	Pass
Benzo(g,h,i)perylene	M22-Jn0050620	CP	mg/kg	< 0.5	< 0.5	<1	30%	Pass
Benzo(k)fluoranthene	M22-Jn0050620	CP	mg/kg	< 0.5	< 0.5	<1	30%	Pass
Chrysene	M22-Jn0050620	CP	mg/kg	< 0.5	< 0.5	<1	30%	Pass
Dibenz(a,h)anthracene	M22-Jn0050620	CP	mg/kg	< 0.5	< 0.5	<1	30%	Pass
Fluoranthene	M22-Jn0050620	CP	mg/kg	< 0.5	< 0.5	<1	30%	Pass
Fluorene	M22-Jn0050620	CP	mg/kg	< 0.5	< 0.5	<1	30%	Pass
Indeno(1,2,3-cd)pyrene	M22-Jn0050620	CP	mg/kg	< 0.5	< 0.5	<1	30%	Pass
Naphthalene	M22-Jn0050620	CP	mg/kg	< 0.5	< 0.5	<1	30%	Pass
Phenanthrene	M22-Jn0050620	CP	mg/kg	< 0.5	< 0.5	<1	30%	Pass
Pyrene	M22-Jn0050620	CP	mg/kg	< 0.5	< 0.5	<1	30%	Pass
Duplicate								
Organochlorine Pesticides				Result 1	Result 2	RPD		
Chlordanes - Total	M22-Jn0050620	CP	mg/kg	< 0.1	< 0.1	<1	30%	Pass
4,4'-DDD	M22-Jn0050620	CP	mg/kg	< 0.05	< 0.05	<1	30%	Pass
4,4'-DDE	M22-Jn0050620	CP	mg/kg	< 0.05	< 0.05	<1	30%	Pass
4,4'-DDT	M22-Jn0050620	CP	mg/kg	< 0.05	< 0.05	<1	30%	Pass
a-HCH	M22-Jn0050620	CP	mg/kg	< 0.05	< 0.05	<1	30%	Pass
Aldrin	M22-Jn0050620	CP	mg/kg	< 0.05	< 0.05	<1	30%	Pass
b-HCH	M22-Jn0050620	CP	mg/kg	< 0.05	< 0.05	<1	30%	Pass
d-HCH	M22-Jn0050620	CP	mg/kg	< 0.05	< 0.05	<1	30%	Pass
Dieldrin	M22-Jn0050620	CP	mg/kg	< 0.05	< 0.05	<1	30%	Pass
Endosulfan I	M22-Jn0050620	CP	mg/kg	< 0.05	< 0.05	<1	30%	Pass
Endosulfan II	M22-Jn0050620	CP	mg/kg	< 0.05	< 0.05	<1	30%	Pass
Endosulfan sulphate	M22-Jn0050620	CP	mg/kg	< 0.05	< 0.05	<1	30%	Pass
Endrin	M22-Jn0050620	CP	mg/kg	< 0.05	< 0.05	<1	30%	Pass
Endrin aldehyde	M22-Jn0050620	CP	mg/kg	< 0.05	< 0.05	<1	30%	Pass
Endrin ketone	M22-Jn0050620	CP	mg/kg	< 0.05	< 0.05	<1	30%	Pass
g-HCH (Lindane)	M22-Jn0050620	CP	mg/kg	< 0.05	< 0.05	<1	30%	Pass
Heptachlor	M22-Jn0050620	CP	mg/kg	< 0.05	< 0.05	<1	30%	Pass
Hexachlorobenzene	M22-Jn0050620	CP	mg/kg	< 0.05	< 0.05	<1	30%	Pass
Methoxychlor	M22-Jn0050620	CP	mg/kg	< 0.05	< 0.05	<1	30%	Pass
Toxaphene	M22-Jn0050620	CP	mg/kg	< 0.5	< 0.5	<1	30%	Pass
Duplicate								
Chlorinated Hydrocarbons				Result 1	Result 2	RPD		
Hexachlorobenzene	M22-Jn0050620	CP	mg/kg	< 0.5	< 0.5	<1	30%	Pass
Duplicate								
Polychlorinated Biphenyls				Result 1	Result 2	RPD		
Aroclor-1016	M22-Jn0050620	CP	mg/kg	< 0.1	< 0.1	<1	30%	Pass
Aroclor-1221	M22-Jn0050620	CP	mg/kg	< 0.1	< 0.1	<1	30%	Pass
Aroclor-1232	M22-Jn0050620	CP	mg/kg	< 0.1	< 0.1	<1	30%	Pass
Aroclor-1242	M22-Jn0050620	CP	mg/kg	< 0.1	< 0.1	<1	30%	Pass
Aroclor-1248	M22-Jn0050620	CP	mg/kg	< 0.1	< 0.1	<1	30%	Pass
Aroclor-1254	M22-Jn0050620	CP	mg/kg	< 0.1	< 0.1	<1	30%	Pass
Aroclor-1260	M22-Jn0050620	CP	mg/kg	< 0.1	< 0.1	<1	30%	Pass
Total PCB*	M22-Jn0050620	CP	mg/kg	< 0.1	< 0.1	<1	30%	Pass

Duplicate								
Phenols (Halogenated)				Result 1	Result 2	RPD		
2-Chlorophenol	M22-Jn0050620	CP	mg/kg	< 0.5	< 0.5	<1	30%	Pass
2,4-Dichlorophenol	M22-Jn0050620	CP	mg/kg	< 0.5	< 0.5	<1	30%	Pass
2,4,5-Trichlorophenol	M22-Jn0050620	CP	mg/kg	< 1	< 1	<1	30%	Pass
2,4,6-Trichlorophenol	M22-Jn0050620	CP	mg/kg	< 1	< 1	<1	30%	Pass
4-Chloro-3-methylphenol	M22-Jn0050620	CP	mg/kg	< 1	< 1	<1	30%	Pass
Pentachlorophenol	M22-Jn0050620	CP	mg/kg	< 1	< 1	<1	30%	Pass
Tetrachlorophenols - Total	M22-Jn0050620	CP	mg/kg	< 10	< 10	<1	30%	Pass
Duplicate								
Phenols (non-Halogenated)				Result 1	Result 2	RPD		
2-Cyclohexyl-4,6-dinitrophenol	M22-Jn0050620	CP	mg/kg	< 20	< 20	<1	30%	Pass
2-Methyl-4,6-dinitrophenol	M22-Jn0050620	CP	mg/kg	< 5	< 5	<1	30%	Pass
2-Nitrophenol	M22-Jn0050620	CP	mg/kg	< 1	< 1	<1	30%	Pass
2,4-Dimethylphenol	M22-Jn0050620	CP	mg/kg	< 0.5	< 0.5	<1	30%	Pass
2,4-Dinitrophenol	M22-Jn0050620	CP	mg/kg	< 5	< 5	<1	30%	Pass
2-Methylphenol (o-Cresol)	M22-Jn0050620	CP	mg/kg	< 0.2	< 0.2	<1	30%	Pass
3&4-Methylphenol (m&p-Cresol)	M22-Jn0050620	CP	mg/kg	< 0.4	< 0.4	<1	30%	Pass
4-Nitrophenol	M22-Jn0050620	CP	mg/kg	< 5	< 5	<1	30%	Pass
Dinoseb	M22-Jn0050620	CP	mg/kg	< 20	< 20	<1	30%	Pass
Phenol	M22-Jn0050620	CP	mg/kg	< 0.5	< 0.5	<1	30%	Pass
Duplicate								
Heavy Metals				Result 1	Result 2	RPD		
Antimony	M22-Jn0050623	CP	mg/kg	< 10	< 10	<1	30%	Pass
Arsenic	M22-Jn0050623	CP	mg/kg	< 2	< 2	<1	30%	Pass
Barium	M22-Jn0050623	CP	mg/kg	38	39	2.0	30%	Pass
Beryllium	M22-Jn0050623	CP	mg/kg	< 2	< 2	<1	30%	Pass
Boron	M22-Jn0050623	CP	mg/kg	< 10	< 10	<1	30%	Pass
Cadmium	M22-Jn0050623	CP	mg/kg	< 0.4	< 0.4	<1	30%	Pass
Chromium	M22-Jn0050623	CP	mg/kg	< 5	< 5	<1	30%	Pass
Cobalt	M22-Jn0050623	CP	mg/kg	< 5	< 5	<1	30%	Pass
Copper	M22-Jn0050623	CP	mg/kg	12	12	5.0	30%	Pass
Iron	M22-Jn0050623	CP	mg/kg	5500	4800	14	30%	Pass
Lead	M22-Jn0050623	CP	mg/kg	6.0	6.1	2.0	30%	Pass
Manganese	M22-Jn0050623	CP	mg/kg	89	87	2.0	30%	Pass
Mercury	M22-Jn0050623	CP	mg/kg	< 0.1	< 0.1	<1	30%	Pass
Molybdenum	M22-Jn0050623	CP	mg/kg	< 5	< 5	<1	30%	Pass
Nickel	M22-Jn0050623	CP	mg/kg	< 5	< 5	<1	30%	Pass
Selenium	M22-Jn0050623	CP	mg/kg	< 2	< 2	<1	30%	Pass
Silver	M22-Jn0050623	CP	mg/kg	< 2	< 2	<1	30%	Pass
Tin	M22-Jn0050623	CP	mg/kg	< 10	< 10	<1	30%	Pass
Vanadium	M22-Jn0050623	CP	mg/kg	16	15	4.0	30%	Pass
Zinc	M22-Jn0050623	CP	mg/kg	8.1	8.1	<1	30%	Pass
Duplicate								
Heavy Metals				Result 1	Result 2	RPD		
Antimony	M22-Jn0050624	CP	mg/kg	< 10	< 10	<1	30%	Pass
Arsenic	M22-Jn0050624	CP	mg/kg	< 2	< 2	<1	30%	Pass
Barium	M22-Jn0050624	CP	mg/kg	35	36	2.0	30%	Pass
Beryllium	M22-Jn0050624	CP	mg/kg	< 2	< 2	<1	30%	Pass
Boron	M22-Jn0050624	CP	mg/kg	< 10	< 10	<1	30%	Pass
Cadmium	M22-Jn0050624	CP	mg/kg	< 0.4	< 0.4	<1	30%	Pass
Chromium	M22-Jn0050624	CP	mg/kg	< 5	< 5	<1	30%	Pass
Cobalt	M22-Jn0050624	CP	mg/kg	< 5	< 5	<1	30%	Pass
Copper	M22-Jn0050624	CP	mg/kg	< 5	< 5	<1	30%	Pass
Iron	M22-Jn0050624	CP	mg/kg	3500	3500	1.0	30%	Pass
Lead	M22-Jn0050624	CP	mg/kg	5.8	5.8	1.0	30%	Pass

Duplicate								
Heavy Metals				Result 1	Result 2	RPD		
Manganese	M22-Jn0050624	CP	mg/kg	26	26	1.0	30%	Pass
Mercury	M22-Jn0050624	CP	mg/kg	< 0.1	< 0.1	<1	30%	Pass
Molybdenum	M22-Jn0050624	CP	mg/kg	< 5	< 5	<1	30%	Pass
Nickel	M22-Jn0050624	CP	mg/kg	< 5	< 5	<1	30%	Pass
Selenium	M22-Jn0050624	CP	mg/kg	< 2	< 2	<1	30%	Pass
Silver	M22-Jn0050624	CP	mg/kg	< 2	< 2	<1	30%	Pass
Tin	M22-Jn0050624	CP	mg/kg	< 10	< 10	<1	30%	Pass
Vanadium	M22-Jn0050624	CP	mg/kg	< 10	< 10	<1	30%	Pass
Zinc	M22-Jn0050624	CP	mg/kg	5.5	6.1	9.0	30%	Pass
Duplicate								
				Result 1	Result 2	RPD		
% Moisture	M22-Jn0050629	CP	%	16	17	4.0	30%	Pass
Duplicate								
				Result 1	Result 2	RPD		
% Moisture	M22-Jn0050639	CP	%	17	17	4.0	30%	Pass
Duplicate								
				Result 1	Result 2	RPD		
pH (1:5 Aqueous extract at 25°C as rec.)	M22-Jn0060391	NCP	pH Units	7.2	7.0	pass	30%	Pass
Duplicate								
Total Recoverable Hydrocarbons				Result 1	Result 2	RPD		
TRH C6-C9	M22-Jn0050670	CP	mg/kg	< 20	< 20	<1	30%	Pass
Naphthalene	M22-Jn0050670	CP	mg/kg	< 0.5	< 0.5	<1	30%	Pass
TRH C6-C10	M22-Jn0050670	CP	mg/kg	< 20	< 20	<1	30%	Pass
Duplicate								
Volatile Organics				Result 1	Result 2	RPD		
Styrene	M22-Jn0050670	CP	mg/kg	< 0.5	< 0.5	<1	30%	Pass
Duplicate								
BTEX				Result 1	Result 2	RPD		
Benzene	M22-Jn0050670	CP	mg/kg	< 0.1	< 0.1	<1	30%	Pass
Toluene	M22-Jn0050670	CP	mg/kg	< 0.1	< 0.1	<1	30%	Pass
Ethylbenzene	M22-Jn0050670	CP	mg/kg	< 0.1	< 0.1	<1	30%	Pass
m&p-Xylenes	M22-Jn0050670	CP	mg/kg	< 0.2	< 0.2	<1	30%	Pass
o-Xylene	M22-Jn0050670	CP	mg/kg	< 0.1	< 0.1	<1	30%	Pass
Xylenes - Total*	M22-Jn0050670	CP	mg/kg	< 0.3	< 0.3	<1	30%	Pass
Duplicate								
Halogenated Volatile Organics				Result 1	Result 2	RPD		
1.1-Dichloroethane	M22-Jn0050670	CP	mg/kg	< 0.5	< 0.5	<1	30%	Pass
1.1-Dichloroethene	M22-Jn0050670	CP	mg/kg	< 0.5	< 0.5	<1	30%	Pass
1.1.1-Trichloroethane	M22-Jn0050670	CP	mg/kg	< 0.5	< 0.5	<1	30%	Pass
1.1.1.2-Tetrachloroethane	M22-Jn0050670	CP	mg/kg	< 0.5	< 0.5	<1	30%	Pass
1.1.2-Trichloroethane	M22-Jn0050670	CP	mg/kg	< 0.5	< 0.5	<1	30%	Pass
1.1.2.2-Tetrachloroethane	M22-Jn0050670	CP	mg/kg	< 0.5	< 0.5	<1	30%	Pass
1.2-Dibromoethane	M22-Jn0050670	CP	mg/kg	< 0.5	< 0.5	<1	30%	Pass
1.2-Dichlorobenzene	M22-Jn0050670	CP	mg/kg	< 0.5	< 0.5	<1	30%	Pass
1.2-Dichloroethane	M22-Jn0050670	CP	mg/kg	< 0.5	< 0.5	<1	30%	Pass
1.2-Dichloropropane	M22-Jn0050670	CP	mg/kg	< 0.5	< 0.5	<1	30%	Pass
1.2.3-Trichloropropane	M22-Jn0050670	CP	mg/kg	< 0.5	< 0.5	<1	30%	Pass
1.3-Dichlorobenzene	M22-Jn0050670	CP	mg/kg	< 0.5	< 0.5	<1	30%	Pass
1.3-Dichloropropane	M22-Jn0050670	CP	mg/kg	< 0.5	< 0.5	<1	30%	Pass
1.4-Dichlorobenzene	M22-Jn0050670	CP	mg/kg	< 0.5	< 0.5	<1	30%	Pass
Bromodichloromethane	M22-Jn0050670	CP	mg/kg	< 0.5	< 0.5	<1	30%	Pass
Bromoform	M22-Jn0050670	CP	mg/kg	< 0.5	< 0.5	<1	30%	Pass
Bromomethane	M22-Jn0050670	CP	mg/kg	< 0.5	< 0.5	<1	30%	Pass

Duplicate								
Halogenated Volatile Organics				Result 1	Result 2	RPD		
Carbon Tetrachloride	M22-Jn0050670	CP	mg/kg	< 0.5	< 0.5	<1	30%	Pass
Chlorobenzene	M22-Jn0050670	CP	mg/kg	< 0.5	< 0.5	<1	30%	Pass
Chloroform	M22-Jn0050670	CP	mg/kg	< 0.5	< 0.5	<1	30%	Pass
Chloromethane	M22-Jn0050670	CP	mg/kg	< 0.5	< 0.5	<1	30%	Pass
cis-1.2-Dichloroethene	M22-Jn0050670	CP	mg/kg	< 0.5	< 0.5	<1	30%	Pass
cis-1.3-Dichloropropene	M22-Jn0050670	CP	mg/kg	< 0.5	< 0.5	<1	30%	Pass
Dibromochloromethane	M22-Jn0050670	CP	mg/kg	< 0.5	< 0.5	<1	30%	Pass
Dibromomethane	M22-Jn0050670	CP	mg/kg	< 0.5	< 0.5	<1	30%	Pass
Iodomethane	M22-Jn0050670	CP	mg/kg	< 0.5	< 0.5	<1	30%	Pass
Methylene Chloride	M22-Jn0050670	CP	mg/kg	< 0.5	< 0.5	<1	30%	Pass
Tetrachloroethene	M22-Jn0050670	CP	mg/kg	< 0.5	< 0.5	<1	30%	Pass
trans-1.2-Dichloroethene	M22-Jn0050670	CP	mg/kg	< 0.5	< 0.5	<1	30%	Pass
trans-1.3-Dichloropropene	M22-Jn0050670	CP	mg/kg	< 0.5	< 0.5	<1	30%	Pass
Trichloroethene	M22-Jn0050670	CP	mg/kg	< 0.5	< 0.5	<1	30%	Pass
Trichlorofluoromethane	M22-Jn0050670	CP	mg/kg	< 0.5	< 0.5	<1	30%	Pass
Vinyl chloride	M22-Jn0050670	CP	mg/kg	< 0.5	< 0.5	<1	30%	Pass

Comments

V2: Report amended to include iron results for all soil samples.














Sample Integrity

Custody Seals Intact (if used)	N/A
Attempt to Chill was evident	Yes
Sample correctly preserved	Yes
Appropriate sample containers have been used	Yes
Sample containers for volatile analysis received with minimal headspace	Yes
Samples received within HoldingTime	Yes
Some samples have been subcontracted	No

Qualifier Codes/Comments

Code	Description
N01	F2 is determined by arithmetically subtracting the "naphthalene" value from the ">C10-C16" value. The naphthalene value used in this calculation is obtained from volatiles (Purge & Trap analysis).
N02	Where we have reported both volatile (P&T GCMS) and semivolatile (GCMS) naphthalene data, results may not be identical. Provided correct sample handling protocols have been followed, any observed differences in results are likely to be due to procedural differences within each methodology. Results determined by both techniques have passed all QAQC acceptance criteria, and are entirely technically valid.
N04	F1 is determined by arithmetically subtracting the "Total BTEX" value from the "C6-C10" value. The "Total BTEX" value is obtained by summing the concentrations of BTEX analytes. The "C6-C10" value is obtained by quantitating against a standard of mixed aromatic/aliphatic analytes.
N07	Please note:- These two PAH isomers closely co-elute using the most contemporary analytical methods and both the reported concentration (and the TEQ) apply specifically to the total of the two co-eluting PAHs
Q08	The matrix spike recovery is outside of the recommended acceptance criteria. An acceptable recovery was obtained for the laboratory control sample indicating a sample matrix interference.
Q15	The RPD reported passes Eurofins Environment Testing's QC - Acceptance Criteria as defined in the Internal Quality Control Review and Glossary page of this report.

Authorised by:

	Analytical Services Manager
	Senior Analyst-Inorganic
	Senior Analyst-Volatile
	Senior Analyst-Organic
	Senior Analyst-Volatile
	Senior Analyst-Organic
	Senior Analyst-Sample Properties
	Senior Analyst-Inorganic
	Senior Analyst-Metal
	Senior Analyst-Asbestos
	Senior Analyst-Inorganic
	Senior Analyst-Metal
	Senior Analyst-Volatile



General Manager

- Indicates Not Requested

* Indicates NATA accreditation does not cover the performance of this service

Measurement uncertainty of test data is available on request or please [click here](#).

Eurofins shall not be liable for loss, cost, damages or expenses incurred by the client, or any other person or company, resulting from the use of any information or interpretation given in this report. In no case shall Eurofins be liable for consequential damages including, but not limited to, lost profits, damages for failure to meet deadlines and lost production arising from this report. This document shall not be reproduced except in full and relates only to the items tested. Unless indicated otherwise, the tests were performed on the samples as received.

Beveridge William & Co Pty Ltd
PO Box 61
Malvern
VIC 3144



NATA Accredited
Accreditation Number 1261
Site Number 1254

Accredited for compliance with ISO/IEC 17025 – Testing
 NATA is a signatory to the ILAC Mutual Recognition
 Arrangement for the mutual recognition of the
 equivalence of testing, medical testing, calibration,
 inspection, proficiency testing scheme providers and
 reference materials producers reports and certificates.

Attention: [REDACTED]

Report **899770-W-V2**
 Project name **PRELIMINARY CONTAMINATION ASSESSMENT**
 Project ID **2101947**
 Received Date **Jun 22, 2022**

Client Sample ID			220621-RB01
Sample Matrix			Water
Eurofins Sample No.			M22- Jn0050641
Date Sampled			Jun 21, 2022
Test/Reference	LOR	Unit	
Total Recoverable Hydrocarbons			
TRH C6-C9	0.02	mg/L	< 0.02
TRH C10-C14	0.05	mg/L	< 0.05
TRH C15-C28	0.1	mg/L	< 0.1
TRH C29-C36	0.1	mg/L	< 0.1
TRH C10-C36 (Total)	0.1	mg/L	< 0.1
Naphthalene ^{N02}	0.01	mg/L	< 0.01
TRH C6-C10	0.02	mg/L	< 0.02
TRH C6-C10 less BTEX (F1) ^{N04}	0.02	mg/L	< 0.02
TRH >C10-C16	0.05	mg/L	< 0.05
TRH >C10-C16 less Naphthalene (F2) ^{N01}	0.05	mg/L	< 0.05
TRH >C16-C34	0.1	mg/L	< 0.1
TRH >C34-C40	0.1	mg/L	< 0.1
TRH >C10-C40 (total)*	0.1	mg/L	< 0.1
Polycyclic Aromatic Hydrocarbons			
Acenaphthene	0.001	mg/L	< 0.001
Acenaphthylene	0.001	mg/L	< 0.001
Anthracene	0.001	mg/L	< 0.001
Benz(a)anthracene	0.001	mg/L	< 0.001
Benzo(a)pyrene	0.001	mg/L	< 0.001
Benzo(b&j)fluoranthene ^{N07}	0.001	mg/L	< 0.001
Benzo(g,h,i)perylene	0.001	mg/L	< 0.001
Benzo(k)fluoranthene	0.001	mg/L	< 0.001
Chrysene	0.001	mg/L	< 0.001
Dibenz(a,h)anthracene	0.001	mg/L	< 0.001
Fluoranthene	0.001	mg/L	< 0.001
Fluorene	0.001	mg/L	< 0.001
Indeno(1.2.3-cd)pyrene	0.001	mg/L	< 0.001
Naphthalene	0.001	mg/L	< 0.001
Phenanthrene	0.001	mg/L	< 0.001
Pyrene	0.001	mg/L	< 0.001
Total PAH*	0.001	mg/L	< 0.001
2-Fluorobiphenyl (surr.)	1	%	80
p-Terphenyl-d14 (surr.)	1	%	90

Client Sample ID			220621-RB01
Sample Matrix			Water
Eurofins Sample No.			M22- Jn0050641
Date Sampled			Jun 21, 2022
Test/Reference	LOR	Unit	
Heavy Metals			
Antimony	0.005	mg/L	< 0.005
Arsenic	0.001	mg/L	< 0.001
Barium	0.02	mg/L	< 0.02
Beryllium	0.001	mg/L	< 0.001
Boron	0.05	mg/L	< 0.05
Cadmium	0.0002	mg/L	< 0.0002
Chromium	0.001	mg/L	< 0.001
Cobalt	0.001	mg/L	< 0.001
Copper	0.001	mg/L	< 0.001
Lead	0.001	mg/L	< 0.001
Manganese	0.005	mg/L	< 0.005
Mercury	0.0001	mg/L	< 0.0001
Molybdenum	0.005	mg/L	< 0.005
Nickel	0.001	mg/L	< 0.001
Selenium	0.001	mg/L	< 0.001
Silver	0.005	mg/L	< 0.005
Tin	0.005	mg/L	< 0.005
Vanadium	0.005	mg/L	< 0.005
Zinc	0.005	mg/L	< 0.005

Sample History

Where samples are submitted/analysed over several days, the last date of extraction is reported.

If the date and time of sampling are not provided, the Laboratory will not be responsible for compromised results should testing be performed outside the recommended holding time.

Description	Testing Site	Extracted	Holding Time
Total Recoverable Hydrocarbons - 1999 NEPM Fractions - Method: LTM-ORG-2010 TRH C6-C40	Melbourne	Jun 22, 2022	7 Days
Total Recoverable Hydrocarbons - 2013 NEPM Fractions - Method: LTM-ORG-2010 TRH C6-C40	Melbourne	Jun 22, 2022	7 Days
Total Recoverable Hydrocarbons - 2013 NEPM Fractions - Method: LTM-ORG-2010 TRH C6-C40	Melbourne	Jun 22, 2022	7 Days
Polycyclic Aromatic Hydrocarbons - Method: LTM-ORG-2130 PAH and Phenols in Soil and Water	Melbourne	Jun 22, 2022	7 Days
Heavy Metals - Method: LTM-MET-3040 Metals in Waters, Soils & Sediments by ICP-MS	Melbourne	Jun 22, 2022	28 Days

Company Name:	Beveridge Williams & Co Pty Ltd	Order No.:		Received:	Jun 22, 2022 2:41 PM
Address:	PO Box 61 Malvern VIC 3144	Report #:	899770	Due:	Jun 29, 2022
Project Name:	PRELIMINARY CONTAMINATION ASSESSMENT	Phone:	9524 8888	Priority:	5 Day
Project ID:	2101947	Fax:	9524 8899	Contact Name:	[REDACTED]
Eurofins Analytical Services Manager : [REDACTED]					

Sample Detail						Antimony	Arsenic	Asbestos Absence /Presence	Barium	Beryllium	Boron	Cadmium	Chromium	Cobalt	Copper	HOLD	Lead	Manganese	Mercury	Molybdenum	Nickel	Selenium	Silver	Tin	Vanadium	Zinc	Polyyclic Aromatic Hydrocarbons	Organochlorine Pesticides	Moisture Set	Total Recoverable Hydrocarbons	BW Soil Suite 1	BW Soil Suite 2	BW Soil Suite 3	BW Soil Suite 4	BW Soil Suite 5	
Melbourne Laboratory - NATA # 1261 Site # 1254						X	X	X	X	X	X	X	X	X	X	X	X	X	X	X	X	X	X	X	X	X	X	X	X	X	X	X	X	X	X	
Sydney Laboratory - NATA # 1261 Site # 18217																																				
Brisbane Laboratory - NATA # 1261 Site # 20794																																				
Mayfield Laboratory - NATA # 1261 Site # 25079																																				
Perth Laboratory - NATA # 2377 Site # 2370																																				
External Laboratory																																				
No	Sample ID	Sample Date	Sampling Time	Matrix	LAB ID																															
1	BH01/0.0-0.1	Jun 21, 2022		Soil	M22-Jn0050581																															
2	BH01/0.5-0.6	Jun 21, 2022		Soil	M22-Jn0050582																															
3	BH02/0.0-0.1	Jun 21, 2022		Soil	M22-Jn0050583																															
4	BH03/0.0-0.1	Jun 21, 2022		Soil	M22-Jn0050584																															
5	BH04/0.0-0.1	Jun 21, 2022		Soil	M22-Jn0050585																															
6	BH05/0.0-0.1	Jun 21, 2022		Soil	M22-																															X

Company Name: Beveridge Williams & Co Pty Ltd
Address: PO Box 61
Malvern
VIC 3144

Order No.:
Report #: 899770
Phone: 9524 8888
Fax: 9524 8899

Received: Jun 22, 2022 2:41 PM
Due: Jun 29, 2022
Priority: 5 Day
Contact Name: [REDACTED]

Project Name: PRELIMINARY CONTAMINATION ASSESSMENT
Project ID: 2101947

Eurofins Analytical Services Manager : [REDACTED]

Sample Detail						Antimony	Arsenic	Asbestos Absence /Presence	Barium	Beryllium	Boron	Cadmium	Chromium	Cobalt	Copper	HOLD	Lead	Manganese	Mercury	Molybdenum	Nickel	Selenium	Silver	Tin	Vanadium	Zinc	Polycyclic Aromatic Hydrocarbons	Organochlorine Pesticides	Moisture Set	Total Recoverable Hydrocarbons	BW Soil Suite 1	BW Soil Suite 2	BW Soil Suite 3	BW Soil Suite 4	BW Soil Suite 5			
Melbourne Laboratory - NATA # 1261 Site # 1254						X	X	X	X	X	X	X	X	X	X	X	X	X	X	X	X	X	X	X	X	X	X	X	X	X	X	X	X	X	X	X		
Sydney Laboratory - NATA # 1261 Site # 18217																																						
Brisbane Laboratory - NATA # 1261 Site # 20794																																						
Mayfield Laboratory - NATA # 1261 Site # 25079																																						
Perth Laboratory - NATA # 2377 Site # 2370																																						
External Laboratory																																						
					Jn0050586																																	
7	BH06/0.0-01	Jun 21, 2022		Soil	M22- Jn0050587																																X	
8	TP01/0.7-0.8	Jun 21, 2022		Soil	M22- Jn0050588																																	X
9	TP01/2.0-2.1	Jun 21, 2022		Soil	M22- Jn0050589																																	X
10	TP01/3.0-3.1	Jun 21, 2022		Soil	M22- Jn0050590																					X	X	X										
11	TP02/0.0-0.1	Jun 21, 2022		Soil	M22- Jn0050591																							X									X	
12	TP02/0.9-1.0	Jun 21, 2022		Soil	M22- Jn0050592																					X	X	X										

Company Name:	Beveridge Williams & Co Pty Ltd	Order No.:		Received:	Jun 22, 2022 2:41 PM
Address:	PO Box 61 Malvern VIC 3144	Report #:	899770	Due:	Jun 29, 2022
Project Name:	PRELIMINARY CONTAMINATION ASSESSMENT	Phone:	9524 8888	Priority:	5 Day
Project ID:	2101947	Fax:	9524 8899	Contact Name:	[REDACTED]
Eurofins Analytical Services Manager : [REDACTED]					

Sample Detail						Antimony	Arsenic	Asbestos Absence /Presence	Barium	Beryllium	Boron	Cadmium	Chromium	Cobalt	Copper	HOLD	Lead	Manganese	Mercury	Molybdenum	Nickel	Selenium	Silver	Tin	Vanadium	Zinc	Polycyclic Aromatic Hydrocarbons	Organochlorine Pesticides	Moisture Set	Total Recoverable Hydrocarbons	BW Soil Suite 1	BW Soil Suite 2	BW Soil Suite 3	BW Soil Suite 4	BW Soil Suite 5		
Melbourne Laboratory - NATA # 1261 Site # 1254						X	X	X	X	X	X	X	X	X	X	X	X	X	X	X	X	X	X	X	X	X	X	X	X	X	X	X	X	X	X		
Sydney Laboratory - NATA # 1261 Site # 18217																																					
Brisbane Laboratory - NATA # 1261 Site # 20794																																					
Mayfield Laboratory - NATA # 1261 Site # 25079																																					
Perth Laboratory - NATA # 2377 Site # 2370																																					
External Laboratory																																					
13	TP03/0.0-0.1	Jun 21, 2022		Soil	M22-Jn0050593	X	X		X	X	X	X	X	X	X		X	X	X	X	X	X	X	X	X			X	X								
14	TP03/1.0-1.1	Jun 21, 2022		Soil	M22-Jn0050594																							X					X				
15	TP03/2.0-2.1	Jun 21, 2022		Soil	M22-Jn0050595																								X								
16	TP03/3.0-3.1	Jun 21, 2022		Soil	M22-Jn0050596																				X	X	X										
17	TP04/0.0-0.1	Jun 21, 2022		Soil	M22-Jn0050597																						X			X							
18	TP04/1.0-1.1	Jun 21, 2022		Soil	M22-Jn0050598																				X	X	X	X									
19	TP04/2.2-2.3	Jun 21, 2022		Soil	M22-	X	X		X	X	X	X	X	X	X		X	X	X	X	X	X	X	X	X			X	X								

Company Name:	Beveridge Williams & Co Pty Ltd	Order No.:		Received:	Jun 22, 2022 2:41 PM
Address:	PO Box 61 Malvern VIC 3144	Report #:	899770	Due:	Jun 29, 2022
Project Name:	PRELIMINARY CONTAMINATION ASSESSMENT	Phone:	9524 8888	Priority:	5 Day
Project ID:	2101947	Fax:	9524 8899	Contact Name:	[REDACTED]
Eurofins Analytical Services Manager : [REDACTED]					

Sample Detail						Antimony	Arsenic	Asbestos Absence /Presence	Barium	Beryllium	Boron	Cadmium	Chromium	Cobalt	Copper	HOLD	Lead	Manganese	Mercury	Molybdenum	Nickel	Selenium	Silver	Tin	Vanadium	Zinc	Polyyclic Aromatic Hydrocarbons	Organochlorine Pesticides	Moisture Set	Total Recoverable Hydrocarbons	BW Soil Suite 1	BW Soil Suite 2	BW Soil Suite 3	BW Soil Suite 4	BW Soil Suite 5	
Melbourne Laboratory - NATA # 1261 Site # 1254						X	X	X	X	X	X	X	X	X	X	X	X	X	X	X	X	X	X	X	X	X	X	X	X	X	X	X	X	X	X	
Sydney Laboratory - NATA # 1261 Site # 18217																																				
Brisbane Laboratory - NATA # 1261 Site # 20794																																				
Mayfield Laboratory - NATA # 1261 Site # 25079																																				
Perth Laboratory - NATA # 2377 Site # 2370																																				
External Laboratory																																				
					Jn0050599																															
20	TP05/0.0-0.1	Jun 21, 2022		Soil	M22-Jn0050600																															
21	TP05/0.5-0.6	Jun 21, 2022		Soil	M22-Jn0050601	X	X		X	X	X	X	X	X	X		X	X	X	X	X	X	X	X	X			X	X							
22	TP06/0.0-0.1	Jun 21, 2022		Soil	M22-Jn0050602																							X								
23	TP06/1.0-1.1	Jun 21, 2022		Soil	M22-Jn0050603																							X		X						
24	TP06/2.0-2.1	Jun 21, 2022		Soil	M22-Jn0050604																				X	X	X									
25	TP07/0.0-0.1	Jun 21, 2022		Soil	M22-Jn0050605																							X				X				

Company Name:	Beveridge Williams & Co Pty Ltd	Order No.:		Received:	Jun 22, 2022 2:41 PM
Address:	PO Box 61 Malvern VIC 3144	Report #:	899770	Due:	Jun 29, 2022
Project Name:	PRELIMINARY CONTAMINATION ASSESSMENT	Phone:	9524 8888	Priority:	5 Day
Project ID:	2101947	Fax:	9524 8899	Contact Name:	[REDACTED]

Eurofins Analytical Services Manager : [REDACTED]

Sample Detail						Antimony	Arsenic	Asbestos Absence /Presence	Barium	Beryllium	Boron	Cadmium	Chromium	Cobalt	Copper	HOLD	Lead	Manganese	Mercury	Molybdenum	Nickel	Selenium	Silver	Tin	Vanadium	Zinc	Polycyclic Aromatic Hydrocarbons	Organochlorine Pesticides	Moisture Set	Total Recoverable Hydrocarbons	BW Soil Suite 1	BW Soil Suite 2	BW Soil Suite 3	BW Soil Suite 4	BW Soil Suite 5	
Melbourne Laboratory - NATA # 1261 Site # 1254						X	X	X	X	X	X	X	X	X	X	X	X	X	X	X	X	X	X	X	X	X	X	X	X	X	X	X	X	X	X	
Sydney Laboratory - NATA # 1261 Site # 18217																																				
Brisbane Laboratory - NATA # 1261 Site # 20794																																				
Mayfield Laboratory - NATA # 1261 Site # 25079																																				
Perth Laboratory - NATA # 2377 Site # 2370																																				
External Laboratory																																				
26	TP07/1.0-1.1	Jun 21, 2022		Soil	M22-Jn0050606																							X						X		
27	TP09/0.0-0.1	Jun 21, 2022		Soil	M22-Jn0050607																							X						X		
28	TP09/2.0-2.1	Jun 21, 2022		Soil	M22-Jn0050608																				X	X	X									
29	220621-SS01	Jun 21, 2022		Soil	M22-Jn0050609																						X								X	
30	220621-SS02	Jun 21, 2022		Soil	M22-Jn0050610																						X						X			
31	220621-SS03	Jun 21, 2022		Soil	M22-Jn0050611	X	X		X	X	X	X	X	X	X		X	X	X	X	X	X	X	X	X		X									
32	220621-SS04	Jun 21, 2022		Soil	M22-																						X						X			

ABN: 50 005 085 521

ABN: 91 05 0159 898

NZBN: 9429046024954

Melbourne
6 Monterey Road
Dandenong South VIC 3175
Phone : +61 3 8564 5000
NATA # 1261 Site # 1254

Sydney
179 Magowar Road
Girraween NSW 2145
Phone : +61 2 9900 8400
NATA # 1261 Site # 18217

Brisbane
1/21 Smallwood Place
Murarrie QLD 4172
Phone : +61 7 3902 4600
NATA # 1261 Site # 20794

Newcastle
4/52 Industrial Drive
Mayfield East NSW 2304
PO Box 60 Wickham 2293
Phone : +61 2 4968 8448
NATA # 1261 Site # 25079

Perth
46-48 Banksia Road
Welshpool WA 6106
Phone : +61 8 6253 4444
NATA # 2377 Site # 2370

Auckland
35 O'Rorke Road
Penrose, Auckland 1061
Phone : +64 9 526 45 51
IANZ # 1327

Christchurch
43 Detroit Drive
Rolleston, Christchurch 7675
Phone : 0800 856 450
IANZ # 1290

web: www.eurofins.com.au
email: EnviroSales@eurofins.com

Company Name: Beveridge Williams & Co Pty Ltd
Address: PO Box 61
Malvern
VIC 3144

Order No.:
Report #: 899770
Phone: 9524 8888
Fax: 9524 8899

Received: Jun 22, 2022 2:41 PM
Due: Jun 29, 2022
Priority: 5 Day
Contact Name: [REDACTED]

Project Name: PRELIMINARY CONTAMINATION ASSESSMENT
Project ID: 2101947

Eurofins Analytical Services Manager : [REDACTED]

Sample Detail						Antimony	Arsenic	Asbestos Absence /Presence	Barium	Beryllium	Boron	Cadmium	Chromium	Cobalt	Copper	HOLD	Lead	Manganese	Mercury	Molybdenum	Nickel	Selenium	Silver	Tin	Vanadium	Zinc	Polyyclic Aromatic Hydrocarbons	Organochlorine Pesticides	Moisture Set	Total Recoverable Hydrocarbons	BW Soil Suite 1	BW Soil Suite 2	BW Soil Suite 3	BW Soil Suite 4	BW Soil Suite 5			
Melbourne Laboratory - NATA # 1261 Site # 1254						X	X	X	X	X	X	X	X	X	X	X	X	X	X	X	X	X	X	X	X	X	X	X	X	X	X	X	X	X	X	X		
Sydney Laboratory - NATA # 1261 Site # 18217																																						
Brisbane Laboratory - NATA # 1261 Site # 20794																																						
Mayfield Laboratory - NATA # 1261 Site # 25079																																						
Perth Laboratory - NATA # 2377 Site # 2370																																						
External Laboratory																																						
					Jn0050612																																	
33	220621-SS05	Jun 21, 2022		Soil	M22-Jn0050613	X	X		X	X	X	X	X	X	X		X	X	X	X	X	X	X	X	X	X		X										
34	220621-SS06	Jun 21, 2022		Soil	M22-Jn0050614																							X				X						
35	220621-SS07	Jun 21, 2022		Soil	M22-Jn0050615	X	X		X	X	X	X	X	X	X		X	X	X	X	X	X	X	X	X	X		X										
36	220621-SS08	Jun 21, 2022		Soil	M22-Jn0050616																							X					X					
37	220621-SS09	Jun 21, 2022		Soil	M22-Jn0050617	X	X		X	X	X	X	X	X	X		X	X	X	X	X	X	X	X	X	X		X										
38	220621-SS10	Jun 21, 2022		Soil	M22-Jn0050618																							X					X					

Company Name:	Beveridge Williams & Co Pty Ltd	Order No.:		Received:	Jun 22, 2022 2:41 PM
Address:	PO Box 61 Malvern VIC 3144	Report #:	899770	Due:	Jun 29, 2022
Project Name:	PRELIMINARY CONTAMINATION ASSESSMENT	Phone:	9524 8888	Priority:	5 Day
Project ID:	2101947	Fax:	9524 8899	Contact Name:	[REDACTED]

Eurofins Analytical Services Manager : [REDACTED]

Sample Detail						Antimony	Arsenic	Asbestos Absence /Presence	Barium	Beryllium	Boron	Cadmium	Chromium	Cobalt	Copper	HOLD	Lead	Manganese	Mercury	Molybdenum	Nickel	Selenium	Silver	Tin	Vanadium	Zinc	Polycyclic Aromatic Hydrocarbons	Organochlorine Pesticides	Moisture Set	Total Recoverable Hydrocarbons	BW Soil Suite 1	BW Soil Suite 2	BW Soil Suite 3	BW Soil Suite 4	BW Soil Suite 5		
Melbourne Laboratory - NATA # 1261 Site # 1254						X	X	X	X	X	X	X	X	X	X	X	X	X	X	X	X	X	X	X	X	X	X	X	X	X	X	X	X	X	X	X	
Sydney Laboratory - NATA # 1261 Site # 18217																																					
Brisbane Laboratory - NATA # 1261 Site # 20794																																					
Mayfield Laboratory - NATA # 1261 Site # 25079																																					
Perth Laboratory - NATA # 2377 Site # 2370																																					
External Laboratory																																					
39	220621-SS11	Jun 21, 2022		Soil	M22-Jn0050619	X	X		X	X	X	X	X	X	X		X	X	X	X	X	X	X	X	X			X									
40	220621-SS12	Jun 21, 2022		Soil	M22-Jn0050620																							X				X					
41	220621-SS13	Jun 21, 2022		Soil	M22-Jn0050621	X	X		X	X	X	X	X	X	X		X	X	X	X	X	X	X	X	X			X									
42	220621-SS14	Jun 21, 2022		Soil	M22-Jn0050622																							X				X					
43	220621-SS15	Jun 21, 2022		Soil	M22-Jn0050623	X	X		X	X	X	X	X	X	X		X	X	X	X	X	X	X	X	X			X									
44	220621-SS16	Jun 21, 2022		Soil	M22-Jn0050624																							X				X					
45	220621-SS17	Jun 21, 2022		Soil	M22-	X	X		X	X	X	X	X	X	X		X	X	X	X	X	X	X	X	X			X									

Company Name:	Beveridge Williams & Co Pty Ltd	Order No.:		Received:	Jun 22, 2022 2:41 PM
Address:	PO Box 61 Malvern VIC 3144	Report #:	899770	Due:	Jun 29, 2022
Project Name:	PRELIMINARY CONTAMINATION ASSESSMENT	Phone:	9524 8888	Priority:	5 Day
Project ID:	2101947	Fax:	9524 8899	Contact Name:	[REDACTED]
Eurofins Analytical Services Manager : [REDACTED]					

Sample Detail						Antimony	Arsenic	Asbestos Absence /Presence	Barium	Beryllium	Boron	Cadmium	Chromium	Cobalt	Copper	HOLD	Lead	Manganese	Mercury	Molybdenum	Nickel	Selenium	Silver	Tin	Vanadium	Zinc	Polycyclic Aromatic Hydrocarbons	Organochlorine Pesticides	Moisture Set	Total Recoverable Hydrocarbons	BW Soil Suite 1	BW Soil Suite 2	BW Soil Suite 3	BW Soil Suite 4	BW Soil Suite 5	
Melbourne Laboratory - NATA # 1261 Site # 1254						X	X	X	X	X	X	X	X	X	X	X	X	X	X	X	X	X	X	X	X	X	X	X	X	X	X	X	X	X	X	
Sydney Laboratory - NATA # 1261 Site # 18217																																				
Brisbane Laboratory - NATA # 1261 Site # 20794																																				
Mayfield Laboratory - NATA # 1261 Site # 25079																																				
Perth Laboratory - NATA # 2377 Site # 2370																																				
External Laboratory																																				
					Jn0050625																															
46	220621-SS18	Jun 21, 2022		Soil	M22-Jn0050626																							X				X				
47	220621-SS19	Jun 21, 2022		Soil	M22-Jn0050627	X	X		X	X	X	X	X	X	X		X	X	X	X	X	X	X	X	X			X								
48	220621-SS20	Jun 21, 2022		Soil	M22-Jn0050628																							X				X				
49	220621-SS21	Jun 21, 2022		Soil	M22-Jn0050629																							X						X		
50	220621-SS22	Jun 21, 2022		Soil	M22-Jn0050630	X	X		X	X	X	X	X	X	X		X	X	X	X	X	X	X	X	X			X								
51	220621-SS23	Jun 21, 2022		Soil	M22-Jn0050631	X	X		X	X	X	X	X	X	X		X	X	X	X	X	X	X	X	X	X	X	X								

Company Name:	Beveridge Williams & Co Pty Ltd	Order No.:		Received:	Jun 22, 2022 2:41 PM
Address:	PO Box 61 Malvern VIC 3144	Report #:	899770	Due:	Jun 29, 2022
Project Name:	PRELIMINARY CONTAMINATION ASSESSMENT	Phone:	9524 8888	Priority:	5 Day
Project ID:	2101947	Fax:	9524 8899	Contact Name:	[REDACTED]
Eurofins Analytical Services Manager : [REDACTED]					

Sample Detail						Antimony	Arsenic	Asbestos Absence /Presence	Barium	Beryllium	Boron	Cadmium	Chromium	Cobalt	Copper	HOLD	Lead	Manganese	Mercury	Molybdenum	Nickel	Selenium	Silver	Tin	Vanadium	Zinc	Polyyclic Aromatic Hydrocarbons	Organochlorine Pesticides	Moisture Set	Total Recoverable Hydrocarbons	BW Soil Suite 1	BW Soil Suite 2	BW Soil Suite 3	BW Soil Suite 4	BW Soil Suite 5		
Melbourne Laboratory - NATA # 1261 Site # 1254						X	X	X	X	X	X	X	X	X	X	X	X	X	X	X	X	X	X	X	X	X	X	X	X	X	X	X	X	X	X		
Sydney Laboratory - NATA # 1261 Site # 18217																																					
Brisbane Laboratory - NATA # 1261 Site # 20794																																					
Mayfield Laboratory - NATA # 1261 Site # 25079																																					
Perth Laboratory - NATA # 2377 Site # 2370																																					
External Laboratory																																					
52	220621-SS24	Jun 21, 2022		Soil	M22-Jn0050632	X	X		X	X	X	X	X	X	X		X	X	X	X	X	X	X	X	X			X									
53	220621-SS25	Jun 21, 2022		Soil	M22-Jn0050633	X	X		X	X	X	X	X	X	X		X	X	X	X	X	X	X	X	X			X									
54	220621-SS26	Jun 21, 2022		Soil	M22-Jn0050634	X	X		X	X	X	X	X	X	X		X	X	X	X	X	X	X	X	X	X			X								
55	220621-SS27	Jun 21, 2022		Soil	M22-Jn0050635	X	X		X	X	X	X	X	X	X		X	X	X	X	X	X	X	X	X	X			X								
56	220621-SS28	Jun 21, 2022		Soil	M22-Jn0050636																								X				X				
57	220621-SS29	Jun 21, 2022		Soil	M22-Jn0050637																								X				X				
58	220621-D03	Jun 21, 2022		Soil	M22-																								X					X			

Company Name:	Beveridge Williams & Co Pty Ltd	Order No.:		Received:	Jun 22, 2022 2:41 PM
Address:	PO Box 61 Malvern VIC 3144	Report #:	899770	Due:	Jun 29, 2022
Project Name:	PRELIMINARY CONTAMINATION ASSESSMENT	Phone:	9524 8888	Priority:	5 Day
Project ID:	2101947	Fax:	9524 8899	Contact Name:	[REDACTED]
Eurofins Analytical Services Manager : [REDACTED]					

Sample Detail						Antimony	Arsenic	Asbestos Absence /Presence	Barium	Beryllium	Boron	Cadmium	Chromium	Cobalt	Copper	HOLD	Lead	Manganese	Mercury	Molybdenum	Nickel	Selenium	Silver	Tin	Vanadium	Zinc	Polyyclic Aromatic Hydrocarbons	Organochlorine Pesticides	Moisture Set	Total Recoverable Hydrocarbons	BW Soil Suite 1	BW Soil Suite 2	BW Soil Suite 3	BW Soil Suite 4	BW Soil Suite 5		
Melbourne Laboratory - NATA # 1261 Site # 1254						X	X	X	X	X	X	X	X	X	X	X	X	X	X	X	X	X	X	X	X	X	X	X	X	X	X	X	X	X	X		
Sydney Laboratory - NATA # 1261 Site # 18217																																					
Brisbane Laboratory - NATA # 1261 Site # 20794																																					
Mayfield Laboratory - NATA # 1261 Site # 25079																																					
Perth Laboratory - NATA # 2377 Site # 2370																																					
External Laboratory																																					
					Jn0050638																																
59	220621-D02	Jun 21, 2022		Soil	M22-Jn0050639																																
60	220621-D01	Jun 21, 2022		Soil	M22-Jn0050640																																
61	220621-RB01	Jun 21, 2022		Water	M22-Jn0050641																																
62	SP01-AS01	Jun 21, 2022		Building Materials	M22-Jn0050642			X																													
63	SP01-AS03	Jun 21, 2022		Building Materials	M22-Jn0050643			X																													
64	TP03-AS01	Jun 21, 2022		Building Materials	M22-Jn0050644			X																													

Company Name:	Beveridge Williams & Co Pty Ltd	Order No.:		Received:	Jun 22, 2022 2:41 PM
Address:	PO Box 61 Malvern VIC 3144	Report #:	899770	Due:	Jun 29, 2022
Project Name:	PRELIMINARY CONTAMINATION ASSESSMENT	Phone:	9524 8888	Priority:	5 Day
Project ID:	2101947	Fax:	9524 8899	Contact Name:	[REDACTED]
Eurofins Analytical Services Manager : [REDACTED]					

Sample Detail						Antimony	Arsenic	Asbestos Absence /Presence	Barium	Beryllium	Boron	Cadmium	Chromium	Cobalt	Copper	HOLD	Lead	Manganese	Mercury	Molybdenum	Nickel	Selenium	Silver	Tin	Vanadium	Zinc	Polyyclic Aromatic Hydrocarbons	Organochlorine Pesticides	Moisture Set	Total Recoverable Hydrocarbons	BW Soil Suite 1	BW Soil Suite 2	BW Soil Suite 3	BW Soil Suite 4	BW Soil Suite 5		
Melbourne Laboratory - NATA # 1261 Site # 1254						X	X	X	X	X	X	X	X	X	X	X	X	X	X	X	X	X	X	X	X	X	X	X	X	X	X	X	X	X	X		
Sydney Laboratory - NATA # 1261 Site # 18217																																					
Brisbane Laboratory - NATA # 1261 Site # 20794																																					
Mayfield Laboratory - NATA # 1261 Site # 25079																																					
Perth Laboratory - NATA # 2377 Site # 2370																																					
External Laboratory																																					
65	TP06-AS01	Jun 21, 2022		Building Materials	M22-Jn0050645			X																													
66	BH01/0.7-0.8	Jun 21, 2022		Soil	M22-Jn0050646										X																						
67	BH02/0.4-0.5	Jun 21, 2022		Soil	M22-Jn0050647										X																						
68	BH03/0.2-0.3	Jun 21, 2022		Soil	M22-Jn0050648										X																						
69	BH03/0.4-0.5	Jun 21, 2022		Soil	M22-Jn0050649										X																						
70	BH04/0.3-0.4	Jun 21, 2022		Soil	M22-Jn0050650										X																						
71	BH05/0.2-0.3	Jun 21, 2022		Soil	M22-										X																						

Company Name:	Beveridge Williams & Co Pty Ltd	Order No.:		Received:	Jun 22, 2022 2:41 PM
Address:	PO Box 61 Malvern VIC 3144	Report #:	899770	Due:	Jun 29, 2022
Project Name:	PRELIMINARY CONTAMINATION ASSESSMENT	Phone:	9524 8888	Priority:	5 Day
Project ID:	2101947	Fax:	9524 8899	Contact Name:	[REDACTED]

Eurofins Analytical Services Manager : [REDACTED]

Sample Detail						Antimony	Arsenic	Asbestos Absence /Presence	Barium	Beryllium	Boron	Cadmium	Chromium	Cobalt	Copper	HOLD	Lead	Manganese	Mercury	Molybdenum	Nickel	Selenium	Silver	Tin	Vanadium	Zinc	Polycyclic Aromatic Hydrocarbons	Organochlorine Pesticides	Moisture Set	Total Recoverable Hydrocarbons	BW Soil Suite 1	BW Soil Suite 2	BW Soil Suite 3	BW Soil Suite 4	BW Soil Suite 5	
Melbourne Laboratory - NATA # 1261 Site # 1254						X	X	X	X	X	X	X	X	X	X	X	X	X	X	X	X	X	X	X	X	X	X	X	X	X	X	X	X	X	X	
Sydney Laboratory - NATA # 1261 Site # 18217																																				
Brisbane Laboratory - NATA # 1261 Site # 20794																																				
Mayfield Laboratory - NATA # 1261 Site # 25079																																				
Perth Laboratory - NATA # 2377 Site # 2370																																				
External Laboratory																																				
					Jn0050651																															
72	BH05/0.5-0.6	Jun 21, 2022		Soil	M22- Jn0050652											X																				
73	BH06/0.1-0.2	Jun 21, 2022		Soil	M22- Jn0050653											X																				
74	BH06/0.5-0.6	Jun 21, 2022		Soil	M22- Jn0050654											X																				
75	TP01/0.0-0.1	Jun 21, 2022		Soil	M22- Jn0050655											X																				
76	TP01/1.0-1.1	Jun 21, 2022		Soil	M22- Jn0050656											X																				
77	TP01/3.1-3.2	Jun 21, 2022		Soil	M22- Jn0050657											X																				

Company Name:	Beveridge Williams & Co Pty Ltd	Order No.:		Received:	Jun 22, 2022 2:41 PM
Address:	PO Box 61 Malvern VIC 3144	Report #:	899770	Due:	Jun 29, 2022
Project Name:	PRELIMINARY CONTAMINATION ASSESSMENT	Phone:	9524 8888	Priority:	5 Day
Project ID:	2101947	Fax:	9524 8899	Contact Name:	[REDACTED]
Eurofins Analytical Services Manager : [REDACTED]					

Sample Detail						Antimony	Arsenic	Asbestos Absence /Presence	Barium	Beryllium	Boron	Cadmium	Chromium	Cobalt	Copper	HOLD	Lead	Manganese	Mercury	Molybdenum	Nickel	Selenium	Silver	Tin	Vanadium	Zinc	Polyyclic Aromatic Hydrocarbons	Organochlorine Pesticides	Moisture Set	Total Recoverable Hydrocarbons	BW Soil Suite 1	BW Soil Suite 2	BW Soil Suite 3	BW Soil Suite 4	BW Soil Suite 5		
Melbourne Laboratory - NATA # 1261 Site # 1254						X	X	X	X	X	X	X	X	X	X	X	X	X	X	X	X	X	X	X	X	X	X	X	X	X	X	X	X	X	X		
Sydney Laboratory - NATA # 1261 Site # 18217																																					
Brisbane Laboratory - NATA # 1261 Site # 20794																																					
Mayfield Laboratory - NATA # 1261 Site # 25079																																					
Perth Laboratory - NATA # 2377 Site # 2370																																					
External Laboratory																																					
78	TP02/0.5-0.6	Jun 21, 2022		Soil	M22-Jn0050658											X																					
79	TP04/0.5-0.6	Jun 21, 2022		Soil	M22-Jn0050659											X																					
80	TP04/2.5-2.6	Jun 21, 2022		Soil	M22-Jn0050660											X																					
81	TP05/0.7-0.8	Jun 21, 2022		Soil	M22-Jn0050661											X																					
82	TP06/0.5-0.6	Jun 21, 2022		Soil	M22-Jn0050662											X																					
83	TP06/2.9-3.0	Jun 21, 2022		Soil	M22-Jn0050663											X																					
84	TP07/0.5-0.6	Jun 21, 2022		Soil	M22-											X																					

Company Name:	Beveridge Williams & Co Pty Ltd	Order No.:		Received:	Jun 22, 2022 2:41 PM
Address:	PO Box 61 Malvern VIC 3144	Report #:	899770	Due:	Jun 29, 2022
Project Name:	PRELIMINARY CONTAMINATION ASSESSMENT	Phone:	9524 8888	Priority:	5 Day
Project ID:	2101947	Fax:	9524 8899	Contact Name:	[REDACTED]

Eurofins Analytical Services Manager : [REDACTED]

Sample Detail						Antimony	Arsenic	Asbestos Absence /Presence	Barium	Beryllium	Boron	Cadmium	Chromium	Cobalt	Copper	HOLD	Lead	Manganese	Mercury	Molybdenum	Nickel	Selenium	Silver	Tin	Vanadium	Zinc	Polycyclic Aromatic Hydrocarbons	Organochlorine Pesticides	Moisture Set	Total Recoverable Hydrocarbons	BW Soil Suite 1	BW Soil Suite 2	BW Soil Suite 3	BW Soil Suite 4	BW Soil Suite 5	
Melbourne Laboratory - NATA # 1261 Site # 1254						X	X	X	X	X	X	X	X	X	X	X	X	X	X	X	X	X	X	X	X	X	X	X	X	X	X	X	X	X	X	
Sydney Laboratory - NATA # 1261 Site # 18217																																				
Brisbane Laboratory - NATA # 1261 Site # 20794																																				
Mayfield Laboratory - NATA # 1261 Site # 25079																																				
Perth Laboratory - NATA # 2377 Site # 2370																																				
External Laboratory																																				
					Jn0050664																															
85	TP07/2.2-2.3	Jun 21, 2022		Soil	M22- Jn0050665											X																				
86	TP08/0.0-0.1	Jun 21, 2022		Soil	M22- Jn0050666											X																				
87	TP08/0.5-0.6	Jun 21, 2022		Soil	M22- Jn0050667											X																				
88	TP08/1.0-1.1	Jun 21, 2022		Soil	M22- Jn0050668											X																				
89	TP08/1.5-1.6	Jun 21, 2022		Soil	M22- Jn0050669											X																				
90	TP09/0.5-0.6	Jun 21, 2022		Soil	M22- Jn0050670																						X								X	

Company Name:	Beveridge Williams & Co Pty Ltd	Order No.:		Received:	Jun 22, 2022 2:41 PM
Address:	PO Box 61 Malvern VIC 3144	Report #:	899770	Due:	Jun 29, 2022
Project Name:	PRELIMINARY CONTAMINATION ASSESSMENT	Phone:	9524 8888	Priority:	5 Day
Project ID:	2101947	Fax:	9524 8899	Contact Name:	[REDACTED]

Eurofins Analytical Services Manager : [REDACTED]

Sample Detail						Antimony	Arsenic	Asbestos Absence /Presence	Barium	Beryllium	Boron	Cadmium	Chromium	Cobalt	Copper	HOLD	Lead	Manganese	Mercury	Molybdenum	Nickel	Selenium	Silver	Tin	Vanadium	Zinc	Polycyclic Aromatic Hydrocarbons	Organochlorine Pesticides	Moisture Set	Total Recoverable Hydrocarbons	BW Soil Suite 1	BW Soil Suite 2	BW Soil Suite 3	BW Soil Suite 4	BW Soil Suite 5		
Melbourne Laboratory - NATA # 1261 Site # 1254						X	X	X	X	X	X	X	X	X	X	X	X	X	X	X	X	X	X	X	X	X	X	X	X	X	X	X	X	X	X		
Sydney Laboratory - NATA # 1261 Site # 18217																																					
Brisbane Laboratory - NATA # 1261 Site # 20794																																					
Mayfield Laboratory - NATA # 1261 Site # 25079																																					
Perth Laboratory - NATA # 2377 Site # 2370																																					
External Laboratory																																					
91	TP09/1.0-1.1	Jun 21, 2022		Soil	M22-Jn0050671											X																					
92	TP09/2.2-2.3	Jun 21, 2022		Soil	M22-Jn0050672											X																					
93	220621-D04	Jun 21, 2022		Soil	M22-Jn0050673											X																					
94	SP01-AS02	Jun 21, 2022		Building Materials	M22-Jn0050674											X																					
95	SP01-AS04	Jun 21, 2022		Building Materials	M22-Jn0050675											X																					
96	SP01-AS05	Jun 21, 2022		Building Materials	M22-Jn0050676											X																					
97	AF01	Jun 21, 2022		Building	M22-											X																					

Company Name:	Beveridge Williams & Co Pty Ltd	Order No.:		Received:	Jun 22, 2022 2:41 PM
Address:	PO Box 61 Malvern VIC 3144	Report #:	899770	Due:	Jun 29, 2022
Project Name:	PRELIMINARY CONTAMINATION ASSESSMENT	Phone:	9524 8888	Priority:	5 Day
Project ID:	2101947	Fax:	9524 8899	Contact Name:	[REDACTED]

Eurofins Analytical Services Manager : [REDACTED]

Sample Detail						Antimony	Arsenic	Asbestos Absence /Presence	Barium	Beryllium	Boron	Cadmium	Chromium	Cobalt	Copper	HOLD	Lead	Manganese	Mercury	Molybdenum	Nickel	Selenium	Silver	Tin	Vanadium	Zinc	Polycyclic Aromatic Hydrocarbons	Organochlorine Pesticides	Moisture Set	Total Recoverable Hydrocarbons	BW Soil Suite 1	BW Soil Suite 2	BW Soil Suite 3	BW Soil Suite 4	BW Soil Suite 5		
Melbourne Laboratory - NATA # 1261 Site # 1254						X	X	X	X	X	X	X	X	X	X	X	X	X	X	X	X	X	X	X	X	X	X	X	X	X	X	X	X	X	X		
Sydney Laboratory - NATA # 1261 Site # 18217																																					
Brisbane Laboratory - NATA # 1261 Site # 20794																																					
Mayfield Laboratory - NATA # 1261 Site # 25079																																					
Perth Laboratory - NATA # 2377 Site # 2370																																					
External Laboratory																																					
				Materials	Jn0050677																																
98	AS01	Jun 21, 2022		Building Materials	M22-Jn0050711											X																					
99	AS02	Jun 21, 2022		Building Materials	M22-Jn0050712											X																					
Test Counts						18	18	4	18	18	18	18	18	18	18	33	18	18	18	18	18	18	18	18	18	18	8	8	61	6	1	6	14	12	5		

Internal Quality Control Review and Glossary

General

- Laboratory QC results for Method Blanks, Duplicates, Matrix Spikes, and Laboratory Control Samples follows guidelines delineated in the National Environment Protection (Assessment of Site Contamination) Measure 1999, as amended May 2013 and are included in this QC report where applicable. Additional QC data may be available on request.
- All soil/sediment/solid results are reported on a dry basis, unless otherwise stated.
- All biota/food results are reported on a wet weight basis on the edible portion, unless otherwise stated.
- Actual LORs are matrix dependant. Quoted LORs may be raised where sample extracts are diluted due to interferences.
- Results are uncorrected for matrix spikes or surrogate recoveries except for PFAS compounds.
- SVOC analysis on waters are performed on homogenised, unfiltered samples, unless noted otherwise.
- Samples were analysed on an 'as received' basis.
- Information identified on this report with blue colour, indicates data provided by customer that may have an impact on the results.
- This report replaces any interim results previously issued.

Holding Times

Please refer to 'Sample Preservation and Container Guide' for holding times (QS3001).

For samples received on the last day of holding time, notification of testing requirements should have been received at least 6 hours prior to sample receipt deadlines as stated on the SRA.

If the Laboratory did not receive the information in the required timeframe, and regardless of any other integrity issues, suitably qualified results may still be reported.

Holding times apply from the date of sampling, therefore compliance to these may be outside the laboratory's control.

For VOCs containing vinyl chloride, styrene and 2-chloroethyl vinyl ether the holding time is 7 days however for all other VOCs such as BTEX or C6-10 TRH then the holding time is 14 days.

Units

mg/kg: milligrams per kilogram	mg/L: milligrams per litre	µg/L: micrograms per litre
ppm: parts per million	ppb: parts per billion	%: Percentage
org/100 mL: Organisms per 100 millilitres	NTU: Nephelometric Turbidity Units	MPN/100 mL: Most Probable Number of organisms per 100 millilitres

Terms

APHA	American Public Health Association
COC	Chain of Custody
CP	Client Parent - QC was performed on samples pertaining to this report
CRM	Certified Reference Material (ISO17034) - reported as percent recovery.
Dry	Where a moisture has been determined on a solid sample the result is expressed on a dry basis.
Duplicate	A second piece of analysis from the same sample and reported in the same units as the result to show comparison.
LOR	Limit of Reporting.
LCS	Laboratory Control Sample - reported as percent recovery.
Method Blank	In the case of solid samples these are performed on laboratory certified clean sands and in the case of water samples these are performed on de-ionised water.
NCP	Non-Client Parent - QC performed on samples not pertaining to this report, QC is representative of the sequence or batch that client samples were analysed within.
RPD	Relative Percent Difference between two Duplicate pieces of analysis.
SPIKE	Addition of the analyte to the sample and reported as percentage recovery.
SRA	Sample Receipt Advice
Surr - Surrogate	The addition of a like compound to the analyte target and reported as percentage recovery.
TBTO	Tributyltin oxide (<i>bis</i> -tributyltin oxide) - individual tributyltin compounds cannot be identified separately in the environment however free tributyltin was measured and its values were converted stoichiometrically into tributyltin oxide for comparison with regulatory limits.
TCLP	Toxicity Characteristic Leaching Procedure
TEQ	Toxic Equivalency Quotient or Total Equivalence
QSM	US Department of Defense Quality Systems Manual Version 5.4
US EPA	United States Environmental Protection Agency
WA DWER	Sum of PFBA, PFPeA, PFHxA, PFHpA, PFOA, PFBS, PFHxS, PFOS, 6:2 FTSA, 8:2 FTSA

QC - Acceptance Criteria

The acceptance criteria should be used as a guide only and may be different when site specific Sampling Analysis and Quality Plan (SAQP) have been implemented

RPD Duplicates: Global RPD Duplicates Acceptance Criteria is 30% however the following acceptance guidelines are equally applicable:

Results <10 times the LOR: No Limit

Results between 10-20 times the LOR: RPD must lie between 0-50%

Results >20 times the LOR : RPD must lie between 0-30%

NOTE: pH duplicates are reported as a range not as RPD

Surrogate Recoveries: Recoveries must lie between 20-130% for Speciated Phenols & 50-150% for PFAS

PFAS field samples that contain surrogate recoveries in excess of the QC limit designated in QSM 5.4 where no positive PFAS results have been reported have been reviewed and no data was affected.

QC Data General Comments

- Where a result is reported as a less than (<), higher than the nominated LOR, this is due to either matrix interference, extract dilution required due to interferences or contaminant levels within the sample, high moisture content or insufficient sample provided.
- Duplicate data shown within this report that states the word "BATCH" is a Batch Duplicate from outside of your sample batch, but within the laboratory sample batch at a 1:10 ratio. The Parent and Duplicate data shown is not data from your samples.
- pH and Free Chlorine analysed in the laboratory - Analysis on this test must begin within 30 minutes of sampling. Therefore, laboratory analysis is unlikely to be completed within holding time. Analysis will begin as soon as possible after sample receipt.
- Recovery Data (Spikes & Surrogates) - where chromatographic interference does not allow the determination of recovery the term "INT" appears against that analyte.
- For Matrix Spikes and LCS results a dash "-" in the report means that the specific analyte was not added to the QC sample.
- Duplicate RPDs are calculated from raw analytical data thus it is possible to have two sets of data.

Quality Control Results

Test	Units	Result 1			Acceptance Limits	Pass Limits	Qualifying Code
Method Blank							
Total Recoverable Hydrocarbons							
TRH C6-C9	mg/L	< 0.02			0.02	Pass	
TRH C10-C14	mg/L	< 0.05			0.05	Pass	
TRH C15-C28	mg/L	< 0.1			0.1	Pass	
TRH C29-C36	mg/L	< 0.1			0.1	Pass	
Naphthalene	mg/L	< 0.01			0.01	Pass	
TRH C6-C10	mg/L	< 0.02			0.02	Pass	
TRH >C10-C16	mg/L	< 0.05			0.05	Pass	
TRH >C16-C34	mg/L	< 0.1			0.1	Pass	
TRH >C34-C40	mg/L	< 0.1			0.1	Pass	
Method Blank							
Polycyclic Aromatic Hydrocarbons							
Acenaphthene	mg/L	< 0.001			0.001	Pass	
Acenaphthylene	mg/L	< 0.001			0.001	Pass	
Anthracene	mg/L	< 0.001			0.001	Pass	
Benz(a)anthracene	mg/L	< 0.001			0.001	Pass	
Benzo(a)pyrene	mg/L	< 0.001			0.001	Pass	
Benzo(b&j)fluoranthene	mg/L	< 0.001			0.001	Pass	
Benzo(g,h,i)perylene	mg/L	< 0.001			0.001	Pass	
Benzo(k)fluoranthene	mg/L	< 0.001			0.001	Pass	
Chrysene	mg/L	< 0.001			0.001	Pass	
Dibenz(a,h)anthracene	mg/L	< 0.001			0.001	Pass	
Fluoranthene	mg/L	< 0.001			0.001	Pass	
Fluorene	mg/L	< 0.001			0.001	Pass	
Indeno(1,2,3-cd)pyrene	mg/L	< 0.001			0.001	Pass	
Naphthalene	mg/L	< 0.001			0.001	Pass	
Phenanthrene	mg/L	< 0.001			0.001	Pass	
Pyrene	mg/L	< 0.001			0.001	Pass	
Method Blank							
Heavy Metals							
Antimony	mg/L	< 0.005			0.005	Pass	
Arsenic	mg/L	< 0.001			0.001	Pass	
Barium	mg/L	< 0.02			0.02	Pass	
Beryllium	mg/L	< 0.001			0.001	Pass	
Boron	mg/L	< 0.05			0.05	Pass	
Cadmium	mg/L	< 0.0002			0.0002	Pass	
Chromium	mg/L	< 0.001			0.001	Pass	
Cobalt	mg/L	< 0.001			0.001	Pass	
Copper	mg/L	< 0.001			0.001	Pass	
Lead	mg/L	< 0.001			0.001	Pass	
Manganese	mg/L	< 0.005			0.005	Pass	
Mercury	mg/L	< 0.0001			0.0001	Pass	
Molybdenum	mg/L	< 0.005			0.005	Pass	
Nickel	mg/L	< 0.001			0.001	Pass	
Selenium	mg/L	< 0.001			0.001	Pass	
Silver	mg/L	< 0.005			0.005	Pass	
Tin	mg/L	< 0.005			0.005	Pass	
Vanadium	mg/L	< 0.005			0.005	Pass	
Zinc	mg/L	< 0.005			0.005	Pass	
LCS - % Recovery							
Total Recoverable Hydrocarbons							

Test	Units	Result 1			Acceptance Limits	Pass Limits	Qualifying Code	
TRH C6-C9	%	119			70-130	Pass		
TRH C10-C14	%	80			70-130	Pass		
Naphthalene	%	90			70-130	Pass		
TRH C6-C10	%	119			70-130	Pass		
TRH >C10-C16	%	84			70-130	Pass		
LCS - % Recovery								
Polycyclic Aromatic Hydrocarbons								
Acenaphthene	%	79			70-130	Pass		
Acenaphthylene	%	88			70-130	Pass		
Anthracene	%	71			70-130	Pass		
Benz(a)anthracene	%	91			70-130	Pass		
Benzo(a)pyrene	%	74			70-130	Pass		
Benzo(b&j)fluoranthene	%	92			70-130	Pass		
Benzo(g,h,i)perylene	%	79			70-130	Pass		
Benzo(k)fluoranthene	%	77			70-130	Pass		
Chrysene	%	107			70-130	Pass		
Dibenz(a,h)anthracene	%	76			70-130	Pass		
Fluoranthene	%	107			70-130	Pass		
Fluorene	%	89			70-130	Pass		
Indeno(1,2,3-cd)pyrene	%	74			70-130	Pass		
Naphthalene	%	73			70-130	Pass		
Phenanthrene	%	113			70-130	Pass		
Pyrene	%	93			70-130	Pass		
LCS - % Recovery								
Heavy Metals								
Antimony	%	96			80-120	Pass		
Arsenic	%	92			80-120	Pass		
Barium	%	94			80-120	Pass		
Beryllium	%	90			80-120	Pass		
Boron	%	98			80-120	Pass		
Cadmium	%	100			80-120	Pass		
Chromium	%	95			80-120	Pass		
Cobalt	%	95			80-120	Pass		
Copper	%	94			80-120	Pass		
Lead	%	96			80-120	Pass		
Manganese	%	95			80-120	Pass		
Mercury	%	94			80-120	Pass		
Molybdenum	%	91			80-120	Pass		
Nickel	%	95			80-120	Pass		
Selenium	%	92			80-120	Pass		
Silver	%	89			80-120	Pass		
Tin	%	96			80-120	Pass		
Vanadium	%	92			80-120	Pass		
Zinc	%	95			80-120	Pass		
Test	Lab Sample ID	QA Source	Units	Result 1		Acceptance Limits	Pass Limits	Qualifying Code
Spike - % Recovery								
Total Recoverable Hydrocarbons				Result 1				
TRH C6-C9	M22-Jn0047288	NCP	%	128		70-130	Pass	
TRH C10-C14	M22-Jn0040967	NCP	%	101		70-130	Pass	
Naphthalene	M22-Jn0047288	NCP	%	98		70-130	Pass	
TRH C6-C10	M22-Jn0047288	NCP	%	128		70-130	Pass	
TRH >C10-C16	M22-Jn0040967	NCP	%	106		70-130	Pass	
Spike - % Recovery								
Heavy Metals				Result 1				

Test	Lab Sample ID	QA Source	Units	Result 1			Acceptance Limits	Pass Limits	Qualifying Code
Antimony	M22-Jn0045859	NCP	%	87			75-125	Pass	
Arsenic	M22-Jn0045859	NCP	%	86			75-125	Pass	
Barium	M22-Jn0045859	NCP	%	85			75-125	Pass	
Beryllium	M22-Jn0045859	NCP	%	91			75-125	Pass	
Boron	M22-Jn0045859	NCP	%	77			75-125	Pass	
Cadmium	M22-Jn0045859	NCP	%	92			75-125	Pass	
Chromium	M22-Jn0045859	NCP	%	87			75-125	Pass	
Cobalt	M22-Jn0045859	NCP	%	87			75-125	Pass	
Copper	M22-Jn0045859	NCP	%	87			75-125	Pass	
Lead	M22-Jn0045859	NCP	%	89			75-125	Pass	
Manganese	M22-Jn0045859	NCP	%	87			75-125	Pass	
Mercury	M22-Jn0045859	NCP	%	87			75-125	Pass	
Molybdenum	M22-Jn0049537	NCP	%	66			75-125	Fail	Q08
Nickel	M22-Jn0045859	NCP	%	87			75-125	Pass	
Selenium	M22-Jn0045859	NCP	%	91			75-125	Pass	
Silver	M22-Jn0049537	NCP	%	73			75-125	Fail	Q08
Tin	M22-Jn0049537	NCP	%	71			75-125	Fail	Q08
Vanadium	M22-Jn0045859	NCP	%	81			75-125	Pass	
Zinc	M22-Jn0045859	NCP	%	85			75-125	Pass	
Test	Lab Sample ID	QA Source	Units	Result 1			Acceptance Limits	Pass Limits	Qualifying Code
Duplicate									
Total Recoverable Hydrocarbons				Result 1	Result 2	RPD			
TRH C6-C9	M22-Jn0048062	NCP	mg/L	< 0.02	< 0.02	<1	30%	Pass	
TRH C10-C14	M22-Jn0047280	NCP	mg/L	< 0.05	< 0.05	<1	30%	Pass	
TRH C15-C28	M22-Jn0047280	NCP	mg/L	< 0.1	< 0.1	<1	30%	Pass	
TRH C29-C36	M22-Jn0047280	NCP	mg/L	< 0.1	< 0.1	<1	30%	Pass	
Naphthalene	M22-Jn0048062	NCP	mg/L	< 0.01	< 0.01	<1	30%	Pass	
TRH C6-C10	M22-Jn0048062	NCP	mg/L	< 0.02	< 0.02	<1	30%	Pass	
TRH >C10-C16	M22-Jn0047280	NCP	mg/L	< 0.05	< 0.05	<1	30%	Pass	
TRH >C16-C34	M22-Jn0047280	NCP	mg/L	< 0.1	< 0.1	<1	30%	Pass	
TRH >C34-C40	M22-Jn0047280	NCP	mg/L	< 0.1	< 0.1	<1	30%	Pass	
Duplicate									
Polycyclic Aromatic Hydrocarbons				Result 1	Result 2	RPD			
Acenaphthene	B22-Jn0059690	NCP	mg/L	< 0.001	< 0.001	<1	30%	Pass	
Acenaphthylene	B22-Jn0059690	NCP	mg/L	< 0.001	< 0.001	<1	30%	Pass	
Anthracene	B22-Jn0059690	NCP	mg/L	< 0.001	< 0.001	<1	30%	Pass	
Benz(a)anthracene	B22-Jn0059690	NCP	mg/L	< 0.001	< 0.001	<1	30%	Pass	
Benzo(a)pyrene	B22-Jn0059690	NCP	mg/L	< 0.001	< 0.001	<1	30%	Pass	
Benzo(b&j)fluoranthene	B22-Jn0059690	NCP	mg/L	< 0.001	< 0.001	<1	30%	Pass	
Benzo(g,h,i)perylene	B22-Jn0059690	NCP	mg/L	< 0.001	< 0.001	<1	30%	Pass	
Benzo(k)fluoranthene	B22-Jn0059690	NCP	mg/L	< 0.001	< 0.001	<1	30%	Pass	
Chrysene	B22-Jn0059690	NCP	mg/L	< 0.001	< 0.001	<1	30%	Pass	
Dibenz(a,h)anthracene	B22-Jn0059690	NCP	mg/L	< 0.001	< 0.001	<1	30%	Pass	
Fluoranthene	B22-Jn0059690	NCP	mg/L	< 0.001	< 0.001	<1	30%	Pass	
Fluorene	B22-Jn0059690	NCP	mg/L	< 0.001	< 0.001	<1	30%	Pass	
Indeno(1,2,3-cd)pyrene	B22-Jn0059690	NCP	mg/L	< 0.001	< 0.001	<1	30%	Pass	
Naphthalene	B22-Jn0059690	NCP	mg/L	< 0.001	< 0.001	<1	30%	Pass	
Phenanthrene	B22-Jn0059690	NCP	mg/L	< 0.001	< 0.001	<1	30%	Pass	
Pyrene	B22-Jn0059690	NCP	mg/L	< 0.001	< 0.001	<1	30%	Pass	

Duplicate								
Heavy Metals				Result 1	Result 2	RPD		
Antimony	M22-Jn0045859	NCP	mg/L	< 0.005	< 0.005	<1	30%	Pass
Arsenic	M22-Jn0045859	NCP	mg/L	< 0.001	< 0.001	<1	30%	Pass
Barium	M22-Jn0045859	NCP	mg/L	< 0.02	< 0.02	<1	30%	Pass
Beryllium	M22-Jn0045859	NCP	mg/L	< 0.001	< 0.001	<1	30%	Pass
Boron	M22-Jn0045859	NCP	mg/L	< 0.05	< 0.05	<1	30%	Pass
Cadmium	M22-Jn0045859	NCP	mg/L	< 0.0002	< 0.0002	<1	30%	Pass
Chromium	M22-Jn0045859	NCP	mg/L	< 0.001	< 0.001	<1	30%	Pass
Cobalt	M22-Jn0045859	NCP	mg/L	< 0.001	< 0.001	<1	30%	Pass
Copper	M22-Jn0045859	NCP	mg/L	< 0.001	< 0.001	<1	30%	Pass
Lead	M22-Jn0045859	NCP	mg/L	< 0.001	< 0.001	<1	30%	Pass
Manganese	M22-Jn0045859	NCP	mg/L	< 0.005	< 0.005	<1	30%	Pass
Mercury	M22-Jn0045859	NCP	mg/L	< 0.0001	< 0.0001	<1	30%	Pass
Molybdenum	M22-Jn0045859	NCP	mg/L	< 0.005	< 0.005	<1	30%	Pass
Nickel	M22-Jn0045859	NCP	mg/L	< 0.001	< 0.001	<1	30%	Pass
Selenium	M22-Jn0045859	NCP	mg/L	< 0.001	< 0.001	<1	30%	Pass
Silver	M22-Jn0045859	NCP	mg/L	< 0.005	< 0.005	<1	30%	Pass
Tin	M22-Jn0045859	NCP	mg/L	< 0.005	< 0.005	<1	30%	Pass
Vanadium	M22-Jn0045859	NCP	mg/L	< 0.005	< 0.005	<1	30%	Pass
Zinc	M22-Jn0045859	NCP	mg/L	< 0.005	< 0.005	<1	30%	Pass

Comments

V2: Report amended to include iron results for all soil samples.





Sample Integrity

Custody Seals Intact (if used)	N/A
Attempt to Chill was evident	Yes
Sample correctly preserved	Yes
Appropriate sample containers have been used	Yes
Sample containers for volatile analysis received with minimal headspace	Yes
Samples received within HoldingTime	Yes
Some samples have been subcontracted	No

Qualifier Codes/Comments

Code	Description
N01	F2 is determined by arithmetically subtracting the "naphthalene" value from the ">C10-C16" value. The naphthalene value used in this calculation is obtained from volatiles (Purge & Trap analysis).
N02	Where we have reported both volatile (P&T GCMS) and semivolatile (GCMS) naphthalene data, results may not be identical. Provided correct sample handling protocols have been followed, any observed differences in results are likely to be due to procedural differences within each methodology. Results determined by both techniques have passed all QAQC acceptance criteria, and are entirely technically valid.
N04	F1 is determined by arithmetically subtracting the "Total BTEX" value from the "C6-C10" value. The "Total BTEX" value is obtained by summing the concentrations of BTEX analytes. The "C6-C10" value is obtained by quantitating against a standard of mixed aromatic/aliphatic analytes.
N07	Please note:- These two PAH isomers closely co-elute using the most contemporary analytical methods and both the reported concentration (and the TEQ) apply specifically to the total of the two co-eluting PAHs
Q08	The matrix spike recovery is outside of the recommended acceptance criteria. An acceptable recovery was obtained for the laboratory control sample indicating a sample matrix interference.

Authorised by:

	Analytical Services Manager
	Senior Analyst-Volatile
	Senior Analyst-Organic
	Senior Analyst-Metal


General Manager

- Indicates Not Requested

* Indicates NATA accreditation does not cover the performance of this service

Measurement uncertainty of test data is available on request or please [click here](#).

Eurofins shall not be liable for loss, cost, damages or expenses incurred by the client, or any other person or company, resulting from the use of any information or interpretation given in this report. In no case shall Eurofins be liable for consequential damages including, but not limited to, lost profits, damages for failure to meet deadlines and lost production arising from this report. This document shall not be reproduced except in full and relates only to the items tested. Unless indicated otherwise, the tests were performed on the samples as received.

Beveridge William & Co Pty Ltd
PO Box 61
Malvern
VIC 3144



NATA Accredited
Accreditation Number 1261
Site Number 1254

Accredited for compliance with ISO/IEC 17025—Testing
 NATA is a signatory to the ILAC Mutual Recognition
 Arrangement for the mutual recognition of the
 equivalence of testing, medical testing, calibration,
 inspection, proficiency testing scheme providers and
 reference materials producers reports and certificates.

Attention: [REDACTED]
Report 899770-AID-V2
Project Name PRELIMINARY CONTAMINATION ASSESSMENT
Project ID 2101947
Received Date Jun 22, 2022
Date Reported Jun 30, 2022

Methodology:

- Asbestos Fibre Identification** Conducted in accordance with the Australian Standard AS 4964 – 2004: Method for the Qualitative Identification of Asbestos in Bulk Samples and in-house Method LTM-ASB-8020 by polarised light microscopy (PLM) and dispersion staining (DS) techniques.
 NOTE: Positive Trace Analysis results indicate the sample contains detectable respirable fibres.
- Unknown Mineral Fibres** Mineral fibres of unknown type, as determined by PLM with DS, may require another analytical technique, such as Electron Microscopy, to confirm unequivocal identity.
 NOTE: While Actinolite, Anthophyllite and Tremolite asbestos may be detected by PLM with DS, due to variability in the optical properties of these materials, AS4964 requires that these are reported as UMF unless confirmed by an independent technique.
- Subsampling Soil Samples** The whole sample submitted is first dried and then passed through a 10mm sieve followed by a 2mm sieve. All fibrous matter greater than 10mm, greater than 2mm as well as the material passing through the 2mm sieve are retained and analysed for the presence of asbestos. If the sub 2mm fraction is greater than approximately 30 to 60g then a sub-sampling routine based on ISO 3082:2009(E) is employed.
 NOTE: Depending on the nature and size of the soil sample, the sub-2 mm residue material may need to be sub-sampled for trace analysis, in accordance with AS 4964-2004.
- Bonded asbestos-containing material (ACM)** The material is first examined and any fibres isolated for identification by PLM and DS. Where required, interfering matrices may be removed by disintegration using a range of heat, chemical or physical treatments, possibly in combination. The resultant material is then further examined in accordance with AS 4964 - 2004.
 NOTE: Even after disintegration it may be difficult to detect the presence of asbestos in some asbestos-containing bulk materials using PLM and DS. This is due to the low grade or small length or diameter of the asbestos fibres present in the material, or to the fact that very fine fibres have been distributed intimately throughout the materials. Vinyl/asbestos floor tiles, some asbestos-containing sealants and mastics, asbestos-containing epoxy resins and some ore samples are examples of these types of material, which are difficult to analyse.
- Limit of Reporting** The performance limitation of the AS 4964 (2004) method for non-homogeneous samples is around 0.1 g/kg (equivalent to 0.01% (w/w)). Where no asbestos is found by PLM and DS, including Trace Analysis, this is considered to be at the nominal reporting limit of 0.01% (w/w).
 The NEPM screening level of 0.001% (w/w) is intended as an on-site determination, not a laboratory Limit of Reporting (LOR), per se. Examination of a large sample size (e.g. 500 mL) may improve the likelihood of detecting asbestos, particularly AF, to aid assessment against the NEPM criteria. Gravimetric determinations to this level of accuracy are outside of AS 4964 and hence NATA Accreditation does not cover the performance of this service (non-NATA results shown with an asterisk).
 NOTE: NATA News March 2014, p.7, states in relation to AS 4964: "This is a qualitative method with a nominal reporting limit of 0.01 % " and that currently in Australia "there is no validated method available for the quantification of asbestos". This report is consistent with the analytical procedures and reporting recommendations in the NEPM and the WA DoH.

Project Name PRELIMINARY CONTAMINATION ASSESSMENT
Project ID 2101947
Date Sampled Jun 21, 2022
Report 899770-AID-V2

Client Sample ID	Eurofins Sample No.	Date Sampled	Sample Description	Result
SP01-AS01	22-Jn0050642	Jun 21, 2022	Approximate Sample 28g / 50 x 40 x 5 Sample consisted of: Cement sheet	No asbestos detected. Organic fibres detected. No trace asbestos detected.
SP01-AS03	22-Jn0050643	Jun 21, 2022	Approximate Sample 9g / 40 x 30 x 5 Sample consisted of: Cement sheet	No asbestos detected. Organic fibres detected. No trace asbestos detected.
TP03-AS01	22-Jn0050644	Jun 21, 2022	Approximate Sample 106g / 80 x 50 x 20 Sample consisted of: Cement sheet	Chrysotile asbestos detected. Organic fibres detected.
TP06-AS01	22-Jn0050645	Jun 21, 2022	Approximate Sample 55g / 60 x 40 x 10 Sample consisted of: Cement sheet	Chrysotile and amosite asbestos detected. Organic fibres detected.

Sample History

Where samples are submitted/analysed over several days, the last date of extraction is reported.

If the date and time of sampling are not provided, the Laboratory will not be responsible for compromised results should testing be performed outside the recommended holding time.

Description	Testing Site	Extracted	Holding Time
Asbestos - LTM-ASB-8020	Melbourne	Jun 22, 2022	Indefinite

Company Name:	Beveridge Williams & Co Pty Ltd	Order No.:		Received:	Jun 22, 2022 2:41 PM
Address:	PO Box 61 Malvern VIC 3144	Report #:	899770	Due:	Jun 29, 2022
Project Name:	PRELIMINARY CONTAMINATION ASSESSMENT	Phone:	9524 8888	Priority:	5 Day
Project ID:	2101947	Fax:	9524 8899	Contact Name:	[REDACTED]
Eurofins Analytical Services Manager : [REDACTED]					

Sample Detail						Antimony	Arsenic	Asbestos Absence /Presence	Barium	Beryllium	Boron	Cadmium	Chromium	Cobalt	Copper	HOLD	Lead	Manganese	Mercury	Molybdenum	Nickel	Selenium	Silver	Tin	Vanadium	Zinc	Polyyclic Aromatic Hydrocarbons	Organochlorine Pesticides	Moisture Set	Total Recoverable Hydrocarbons	BW Soil Suite 1	BW Soil Suite 2	BW Soil Suite 3	BW Soil Suite 4	BW Soil Suite 5	
Melbourne Laboratory - NATA # 1261 Site # 1254						X	X	X	X	X	X	X	X	X	X	X	X	X	X	X	X	X	X	X	X	X	X	X	X	X	X	X	X	X	X	
Sydney Laboratory - NATA # 1261 Site # 18217																																				
Brisbane Laboratory - NATA # 1261 Site # 20794																																				
Mayfield Laboratory - NATA # 1261 Site # 25079																																				
Perth Laboratory - NATA # 2377 Site # 2370																																				
External Laboratory																																				
No	Sample ID	Sample Date	Sampling Time	Matrix	LAB ID																															
1	BH01/0.0-0.1	Jun 21, 2022		Soil	M22-Jn0050581																															
2	BH01/0.5-0.6	Jun 21, 2022		Soil	M22-Jn0050582																															
3	BH02/0.0-0.1	Jun 21, 2022		Soil	M22-Jn0050583																															
4	BH03/0.0-0.1	Jun 21, 2022		Soil	M22-Jn0050584																															
5	BH04/0.0-0.1	Jun 21, 2022		Soil	M22-Jn0050585																															
6	BH05/0.0-0.1	Jun 21, 2022		Soil	M22-																															X

Company Name:	Beveridge Williams & Co Pty Ltd	Order No.:		Received:	Jun 22, 2022 2:41 PM
Address:	PO Box 61 Malvern VIC 3144	Report #:	899770	Due:	Jun 29, 2022
Project Name:	PRELIMINARY CONTAMINATION ASSESSMENT	Phone:	9524 8888	Priority:	5 Day
Project ID:	2101947	Fax:	9524 8899	Contact Name:	[REDACTED]
Eurofins Analytical Services Manager : [REDACTED]					

Sample Detail						Antimony	Arsenic	Asbestos Absence /Presence	Barium	Beryllium	Boron	Cadmium	Chromium	Cobalt	Copper	HOLD	Lead	Manganese	Mercury	Molybdenum	Nickel	Selenium	Silver	Tin	Vanadium	Zinc	Polycyclic Aromatic Hydrocarbons	Organochlorine Pesticides	Moisture Set	Total Recoverable Hydrocarbons	BW Soil Suite 1	BW Soil Suite 2	BW Soil Suite 3	BW Soil Suite 4	BW Soil Suite 5	
Melbourne Laboratory - NATA # 1261 Site # 1254						X	X	X	X	X	X	X	X	X	X	X	X	X	X	X	X	X	X	X	X	X	X	X	X	X	X	X	X	X	X	
Sydney Laboratory - NATA # 1261 Site # 18217																																				
Brisbane Laboratory - NATA # 1261 Site # 20794																																				
Mayfield Laboratory - NATA # 1261 Site # 25079																																				
Perth Laboratory - NATA # 2377 Site # 2370																																				
External Laboratory																																				
					Jn0050586																															
7	BH06/0.0-01	Jun 21, 2022		Soil	M22- Jn0050587																															X
8	TP01/0.7-0.8	Jun 21, 2022		Soil	M22- Jn0050588																															X
9	TP01/2.0-2.1	Jun 21, 2022		Soil	M22- Jn0050589																															X
10	TP01/3.0-3.1	Jun 21, 2022		Soil	M22- Jn0050590																				X	X	X									
11	TP02/0.0-0.1	Jun 21, 2022		Soil	M22- Jn0050591																							X								X
12	TP02/0.9-1.0	Jun 21, 2022		Soil	M22- Jn0050592																				X	X	X									

Company Name:	Beveridge Williams & Co Pty Ltd	Order No.:		Received:	Jun 22, 2022 2:41 PM
Address:	PO Box 61 Malvern VIC 3144	Report #:	899770	Due:	Jun 29, 2022
Project Name:	PRELIMINARY CONTAMINATION ASSESSMENT	Phone:	9524 8888	Priority:	5 Day
Project ID:	2101947	Fax:	9524 8899	Contact Name:	[REDACTED]
Eurofins Analytical Services Manager : [REDACTED]					

Sample Detail						Antimony	Arsenic	Asbestos Absence /Presence	Barium	Beryllium	Boron	Cadmium	Chromium	Cobalt	Copper	HOLD	Lead	Manganese	Mercury	Molybdenum	Nickel	Selenium	Silver	Tin	Vanadium	Zinc	Polycyclic Aromatic Hydrocarbons	Organochlorine Pesticides	Moisture Set	Total Recoverable Hydrocarbons	BW Soil Suite 1	BW Soil Suite 2	BW Soil Suite 3	BW Soil Suite 4	BW Soil Suite 5	
Melbourne Laboratory - NATA # 1261 Site # 1254						X	X	X	X	X	X	X	X	X	X	X	X	X	X	X	X	X	X	X	X	X	X	X	X	X	X	X	X	X	X	
Sydney Laboratory - NATA # 1261 Site # 18217																																				
Brisbane Laboratory - NATA # 1261 Site # 20794																																				
Mayfield Laboratory - NATA # 1261 Site # 25079																																				
Perth Laboratory - NATA # 2377 Site # 2370																																				
External Laboratory																																				
13	TP03/0.0-0.1	Jun 21, 2022		Soil	M22-Jn0050593	X	X		X	X	X	X	X	X	X		X	X	X	X	X	X	X	X	X			X	X							
14	TP03/1.0-1.1	Jun 21, 2022		Soil	M22-Jn0050594																							X					X			
15	TP03/2.0-2.1	Jun 21, 2022		Soil	M22-Jn0050595																								X							
16	TP03/3.0-3.1	Jun 21, 2022		Soil	M22-Jn0050596																				X	X	X									
17	TP04/0.0-0.1	Jun 21, 2022		Soil	M22-Jn0050597																							X		X						
18	TP04/1.0-1.1	Jun 21, 2022		Soil	M22-Jn0050598																				X	X	X	X								
19	TP04/2.2-2.3	Jun 21, 2022		Soil	M22-	X	X		X	X	X	X	X	X	X		X	X	X	X	X	X	X	X	X			X	X							

Company Name:	Beveridge Williams & Co Pty Ltd	Order No.:		Received:	Jun 22, 2022 2:41 PM
Address:	PO Box 61 Malvern VIC 3144	Report #:	899770	Due:	Jun 29, 2022
Project Name:	PRELIMINARY CONTAMINATION ASSESSMENT	Phone:	9524 8888	Priority:	5 Day
Project ID:	2101947	Fax:	9524 8899	Contact Name:	[REDACTED]
Eurofins Analytical Services Manager : [REDACTED]					

Sample Detail						Antimony	Arsenic	Asbestos Absence /Presence	Barium	Beryllium	Boron	Cadmium	Chromium	Cobalt	Copper	HOLD	Lead	Manganese	Mercury	Molybdenum	Nickel	Selenium	Silver	Tin	Vanadium	Zinc	Polyyclic Aromatic Hydrocarbons	Organochlorine Pesticides	Moisture Set	Total Recoverable Hydrocarbons	BW Soil Suite 1	BW Soil Suite 2	BW Soil Suite 3	BW Soil Suite 4	BW Soil Suite 5	
Melbourne Laboratory - NATA # 1261 Site # 1254						X	X	X	X	X	X	X	X	X	X	X	X	X	X	X	X	X	X	X	X	X	X	X	X	X	X	X	X	X	X	
Sydney Laboratory - NATA # 1261 Site # 18217																																				
Brisbane Laboratory - NATA # 1261 Site # 20794																																				
Mayfield Laboratory - NATA # 1261 Site # 25079																																				
Perth Laboratory - NATA # 2377 Site # 2370																																				
External Laboratory																																				
					Jn0050599																															
20	TP05/0.0-0.1	Jun 21, 2022		Soil	M22-Jn0050600																															
21	TP05/0.5-0.6	Jun 21, 2022		Soil	M22-Jn0050601	X	X		X	X	X	X	X	X	X		X	X	X	X	X	X	X	X	X			X	X							
22	TP06/0.0-0.1	Jun 21, 2022		Soil	M22-Jn0050602																															
23	TP06/1.0-1.1	Jun 21, 2022		Soil	M22-Jn0050603																															
24	TP06/2.0-2.1	Jun 21, 2022		Soil	M22-Jn0050604																					X	X	X								
25	TP07/0.0-0.1	Jun 21, 2022		Soil	M22-Jn0050605																															

Company Name:	Beveridge Williams & Co Pty Ltd	Order No.:		Received:	Jun 22, 2022 2:41 PM
Address:	PO Box 61 Malvern VIC 3144	Report #:	899770	Due:	Jun 29, 2022
Project Name:	PRELIMINARY CONTAMINATION ASSESSMENT	Phone:	9524 8888	Priority:	5 Day
Project ID:	2101947	Fax:	9524 8899	Contact Name:	[REDACTED]
Eurofins Analytical Services Manager : [REDACTED]					

Sample Detail						Antimony	Arsenic	Asbestos Absence /Presence	Barium	Beryllium	Boron	Cadmium	Chromium	Cobalt	Copper	HOLD	Lead	Manganese	Mercury	Molybdenum	Nickel	Selenium	Silver	Tin	Vanadium	Zinc	Polyyclic Aromatic Hydrocarbons	Organochlorine Pesticides	Moisture Set	Total Recoverable Hydrocarbons	BW Soil Suite 1	BW Soil Suite 2	BW Soil Suite 3	BW Soil Suite 4	BW Soil Suite 5	
Melbourne Laboratory - NATA # 1261 Site # 1254						X	X	X	X	X	X	X	X	X	X	X	X	X	X	X	X	X	X	X	X	X	X	X	X	X	X	X	X	X	X	
Sydney Laboratory - NATA # 1261 Site # 18217																																				
Brisbane Laboratory - NATA # 1261 Site # 20794																																				
Mayfield Laboratory - NATA # 1261 Site # 25079																																				
Perth Laboratory - NATA # 2377 Site # 2370																																				
External Laboratory																																				
26	TP07/1.0-1.1	Jun 21, 2022		Soil	M22-Jn0050606																							X						X		
27	TP09/0.0-0.1	Jun 21, 2022		Soil	M22-Jn0050607																							X						X		
28	TP09/2.0-2.1	Jun 21, 2022		Soil	M22-Jn0050608																				X	X	X									
29	220621-SS01	Jun 21, 2022		Soil	M22-Jn0050609																						X								X	
30	220621-SS02	Jun 21, 2022		Soil	M22-Jn0050610																						X					X				
31	220621-SS03	Jun 21, 2022		Soil	M22-Jn0050611	X	X		X	X	X	X	X	X	X		X	X	X	X	X	X	X	X	X		X									
32	220621-SS04	Jun 21, 2022		Soil	M22-																						X						X			

Company Name:	Beveridge Williams & Co Pty Ltd	Order No.:		Received:	Jun 22, 2022 2:41 PM
Address:	PO Box 61 Malvern VIC 3144	Report #:	899770	Due:	Jun 29, 2022
Project Name:	PRELIMINARY CONTAMINATION ASSESSMENT	Phone:	9524 8888	Priority:	5 Day
Project ID:	2101947	Fax:	9524 8899	Contact Name:	[REDACTED]
Eurofins Analytical Services Manager : [REDACTED]					

Sample Detail						Antimony	Arsenic	Asbestos Absence /Presence	Barium	Beryllium	Boron	Cadmium	Chromium	Cobalt	Copper	HOLD	Lead	Manganese	Mercury	Molybdenum	Nickel	Selenium	Silver	Tin	Vanadium	Zinc	Polyyclic Aromatic Hydrocarbons	Organochlorine Pesticides	Moisture Set	Total Recoverable Hydrocarbons	BW Soil Suite 1	BW Soil Suite 2	BW Soil Suite 3	BW Soil Suite 4	BW Soil Suite 5		
Melbourne Laboratory - NATA # 1261 Site # 1254						X	X	X	X	X	X	X	X	X	X	X	X	X	X	X	X	X	X	X	X	X	X	X	X	X	X	X	X	X	X	X	
Sydney Laboratory - NATA # 1261 Site # 18217																																					
Brisbane Laboratory - NATA # 1261 Site # 20794																																					
Mayfield Laboratory - NATA # 1261 Site # 25079																																					
Perth Laboratory - NATA # 2377 Site # 2370																																					
External Laboratory																																					
					Jn0050612																																
33	220621-SS05	Jun 21, 2022		Soil	M22-Jn0050613	X	X		X	X	X	X	X	X	X		X	X	X	X	X	X	X	X	X			X									
34	220621-SS06	Jun 21, 2022		Soil	M22-Jn0050614																							X				X					
35	220621-SS07	Jun 21, 2022		Soil	M22-Jn0050615	X	X		X	X	X	X	X	X	X		X	X	X	X	X	X	X	X	X			X									
36	220621-SS08	Jun 21, 2022		Soil	M22-Jn0050616																							X					X				
37	220621-SS09	Jun 21, 2022		Soil	M22-Jn0050617	X	X		X	X	X	X	X	X	X		X	X	X	X	X	X	X	X	X			X									
38	220621-SS10	Jun 21, 2022		Soil	M22-Jn0050618																							X					X				

Company Name:	Beveridge Williams & Co Pty Ltd	Order No.:		Received:	Jun 22, 2022 2:41 PM
Address:	PO Box 61 Malvern VIC 3144	Report #:	899770	Due:	Jun 29, 2022
Project Name:	PRELIMINARY CONTAMINATION ASSESSMENT	Phone:	9524 8888	Priority:	5 Day
Project ID:	2101947	Fax:	9524 8899	Contact Name:	[REDACTED]
Eurofins Analytical Services Manager : [REDACTED]					

Sample Detail						Antimony	Arsenic	Asbestos Absence /Presence	Barium	Beryllium	Boron	Cadmium	Chromium	Cobalt	Copper	HOLD	Lead	Manganese	Mercury	Molybdenum	Nickel	Selenium	Silver	Tin	Vanadium	Zinc	Polyyclic Aromatic Hydrocarbons	Organochlorine Pesticides	Moisture Set	Total Recoverable Hydrocarbons	BW Soil Suite 1	BW Soil Suite 2	BW Soil Suite 3	BW Soil Suite 4	BW Soil Suite 5		
Melbourne Laboratory - NATA # 1261 Site # 1254						X	X	X	X	X	X	X	X	X	X	X	X	X	X	X	X	X	X	X	X	X	X	X	X	X	X	X	X	X	X	X	
Sydney Laboratory - NATA # 1261 Site # 18217																																					
Brisbane Laboratory - NATA # 1261 Site # 20794																																					
Mayfield Laboratory - NATA # 1261 Site # 25079																																					
Perth Laboratory - NATA # 2377 Site # 2370																																					
External Laboratory																																					
39	220621-SS11	Jun 21, 2022		Soil	M22-Jn0050619	X	X		X	X	X	X	X	X	X		X	X	X	X	X	X	X	X	X			X									
40	220621-SS12	Jun 21, 2022		Soil	M22-Jn0050620																							X				X					
41	220621-SS13	Jun 21, 2022		Soil	M22-Jn0050621	X	X		X	X	X	X	X	X	X		X	X	X	X	X	X	X	X	X			X									
42	220621-SS14	Jun 21, 2022		Soil	M22-Jn0050622																							X				X					
43	220621-SS15	Jun 21, 2022		Soil	M22-Jn0050623	X	X		X	X	X	X	X	X	X		X	X	X	X	X	X	X	X	X			X									
44	220621-SS16	Jun 21, 2022		Soil	M22-Jn0050624																							X				X					
45	220621-SS17	Jun 21, 2022		Soil	M22-	X	X		X	X	X	X	X	X	X		X	X	X	X	X	X	X	X	X			X									

Company Name:	Beveridge Williams & Co Pty Ltd	Order No.:		Received:	Jun 22, 2022 2:41 PM
Address:	PO Box 61 Malvern VIC 3144	Report #:	899770	Due:	Jun 29, 2022
Project Name:	PRELIMINARY CONTAMINATION ASSESSMENT	Phone:	9524 8888	Priority:	5 Day
Project ID:	2101947	Fax:	9524 8899	Contact Name:	[REDACTED]
Eurofins Analytical Services Manager : [REDACTED]					

Sample Detail						Antimony	Arsenic	Asbestos Absence /Presence	Barium	Beryllium	Boron	Cadmium	Chromium	Cobalt	Copper	HOLD	Lead	Manganese	Mercury	Molybdenum	Nickel	Selenium	Silver	Tin	Vanadium	Zinc	Polyyclic Aromatic Hydrocarbons	Organochlorine Pesticides	Moisture Set	Total Recoverable Hydrocarbons	BW Soil Suite 1	BW Soil Suite 2	BW Soil Suite 3	BW Soil Suite 4	BW Soil Suite 5		
Melbourne Laboratory - NATA # 1261 Site # 1254						X	X	X	X	X	X	X	X	X	X	X	X	X	X	X	X	X	X	X	X	X	X	X	X	X	X	X	X	X	X		
Sydney Laboratory - NATA # 1261 Site # 18217																																					
Brisbane Laboratory - NATA # 1261 Site # 20794																																					
Mayfield Laboratory - NATA # 1261 Site # 25079																																					
Perth Laboratory - NATA # 2377 Site # 2370																																					
External Laboratory																																					
					Jn0050625																																
46	220621-SS18	Jun 21, 2022		Soil	M22- Jn0050626																																
47	220621-SS19	Jun 21, 2022		Soil	M22- Jn0050627	X	X		X	X	X	X	X	X	X		X	X	X	X	X	X	X	X	X			X									
48	220621-SS20	Jun 21, 2022		Soil	M22- Jn0050628																																
49	220621-SS21	Jun 21, 2022		Soil	M22- Jn0050629																							X									
50	220621-SS22	Jun 21, 2022		Soil	M22- Jn0050630	X	X		X	X	X	X	X	X	X		X	X	X	X	X	X	X	X	X			X									
51	220621-SS23	Jun 21, 2022		Soil	M22- Jn0050631	X	X		X	X	X	X	X	X	X		X	X	X	X	X	X	X	X	X	X	X	X									

Company Name:	Beveridge Williams & Co Pty Ltd	Order No.:		Received:	Jun 22, 2022 2:41 PM
Address:	PO Box 61 Malvern VIC 3144	Report #:	899770	Due:	Jun 29, 2022
Project Name:	PRELIMINARY CONTAMINATION ASSESSMENT	Phone:	9524 8888	Priority:	5 Day
Project ID:	2101947	Fax:	9524 8899	Contact Name:	[REDACTED]
Eurofins Analytical Services Manager : [REDACTED]					

Sample Detail						Antimony	Arsenic	Asbestos Absence /Presence	Barium	Beryllium	Boron	Cadmium	Chromium	Cobalt	Copper	HOLD	Lead	Manganese	Mercury	Molybdenum	Nickel	Selenium	Silver	Tin	Vanadium	Zinc	Polyyclic Aromatic Hydrocarbons	Organochlorine Pesticides	Moisture Set	Total Recoverable Hydrocarbons	BW Soil Suite 1	BW Soil Suite 2	BW Soil Suite 3	BW Soil Suite 4	BW Soil Suite 5		
Melbourne Laboratory - NATA # 1261 Site # 1254						X	X	X	X	X	X	X	X	X	X	X	X	X	X	X	X	X	X	X	X	X	X	X	X	X	X	X	X	X	X	X	
Sydney Laboratory - NATA # 1261 Site # 18217																																					
Brisbane Laboratory - NATA # 1261 Site # 20794																																					
Mayfield Laboratory - NATA # 1261 Site # 25079																																					
Perth Laboratory - NATA # 2377 Site # 2370																																					
External Laboratory																																					
52	220621-SS24	Jun 21, 2022		Soil	M22-Jn0050632	X	X		X	X	X	X	X	X	X		X	X	X	X	X	X	X	X	X			X									
53	220621-SS25	Jun 21, 2022		Soil	M22-Jn0050633	X	X		X	X	X	X	X	X	X		X	X	X	X	X	X	X	X	X			X									
54	220621-SS26	Jun 21, 2022		Soil	M22-Jn0050634	X	X		X	X	X	X	X	X	X		X	X	X	X	X	X	X	X	X	X	X										
55	220621-SS27	Jun 21, 2022		Soil	M22-Jn0050635	X	X		X	X	X	X	X	X	X		X	X	X	X	X	X	X	X	X			X									
56	220621-SS28	Jun 21, 2022		Soil	M22-Jn0050636																							X					X				
57	220621-SS29	Jun 21, 2022		Soil	M22-Jn0050637																							X					X				
58	220621-D03	Jun 21, 2022		Soil	M22-																							X							X		

Company Name:	Beveridge Williams & Co Pty Ltd	Order No.:		Received:	Jun 22, 2022 2:41 PM
Address:	PO Box 61 Malvern VIC 3144	Report #:	899770	Due:	Jun 29, 2022
Project Name:	PRELIMINARY CONTAMINATION ASSESSMENT	Phone:	9524 8888	Priority:	5 Day
Project ID:	2101947	Fax:	9524 8899	Contact Name:	[REDACTED]

Eurofins Analytical Services Manager : [REDACTED]

Sample Detail						Antimony	Arsenic	Asbestos Absence /Presence	Barium	Beryllium	Boron	Cadmium	Chromium	Cobalt	Copper	HOLD	Lead	Manganese	Mercury	Molybdenum	Nickel	Selenium	Silver	Tin	Vanadium	Zinc	Polycyclic Aromatic Hydrocarbons	Organochlorine Pesticides	Moisture Set	Total Recoverable Hydrocarbons	BW Soil Suite 1	BW Soil Suite 2	BW Soil Suite 3	BW Soil Suite 4	BW Soil Suite 5		
Melbourne Laboratory - NATA # 1261 Site # 1254						X	X	X	X	X	X	X	X	X	X	X	X	X	X	X	X	X	X	X	X	X	X	X	X	X	X	X	X	X	X		
Sydney Laboratory - NATA # 1261 Site # 18217																																					
Brisbane Laboratory - NATA # 1261 Site # 20794																																					
Mayfield Laboratory - NATA # 1261 Site # 25079																																					
Perth Laboratory - NATA # 2377 Site # 2370																																					
External Laboratory																																					
					Jn0050638																																
59	220621-D02	Jun 21, 2022		Soil	M22- Jn0050639																																
60	220621-D01	Jun 21, 2022		Soil	M22- Jn0050640																																
61	220621-RB01	Jun 21, 2022		Water	M22- Jn0050641																																
62	SP01-AS01	Jun 21, 2022		Building Materials	M22- Jn0050642			X																													
63	SP01-AS03	Jun 21, 2022		Building Materials	M22- Jn0050643			X																													
64	TP03-AS01	Jun 21, 2022		Building Materials	M22- Jn0050644			X																													

Company Name:	Beveridge Williams & Co Pty Ltd	Order No.:		Received:	Jun 22, 2022 2:41 PM
Address:	PO Box 61 Malvern VIC 3144	Report #:	899770	Due:	Jun 29, 2022
Project Name:	PRELIMINARY CONTAMINATION ASSESSMENT	Phone:	9524 8888	Priority:	5 Day
Project ID:	2101947	Fax:	9524 8899	Contact Name:	[REDACTED]
Eurofins Analytical Services Manager : [REDACTED]					

Sample Detail						Antimony	Arsenic	Asbestos Absence /Presence	Barium	Beryllium	Boron	Cadmium	Chromium	Cobalt	Copper	HOLD	Lead	Manganese	Mercury	Molybdenum	Nickel	Selenium	Silver	Tin	Vanadium	Zinc	Polyyclic Aromatic Hydrocarbons	Organochlorine Pesticides	Moisture Set	Total Recoverable Hydrocarbons	BW Soil Suite 1	BW Soil Suite 2	BW Soil Suite 3	BW Soil Suite 4	BW Soil Suite 5	
Melbourne Laboratory - NATA # 1261 Site # 1254						X	X	X	X	X	X	X	X	X	X	X	X	X	X	X	X	X	X	X	X	X	X	X	X	X	X	X	X	X	X	
Sydney Laboratory - NATA # 1261 Site # 18217																																				
Brisbane Laboratory - NATA # 1261 Site # 20794																																				
Mayfield Laboratory - NATA # 1261 Site # 25079																																				
Perth Laboratory - NATA # 2377 Site # 2370																																				
External Laboratory																																				
65	TP06-AS01	Jun 21, 2022		Building Materials	M22-Jn0050645			X																												
66	BH01/0.7-0.8	Jun 21, 2022		Soil	M22-Jn0050646										X																					
67	BH02/0.4-0.5	Jun 21, 2022		Soil	M22-Jn0050647										X																					
68	BH03/0.2-0.3	Jun 21, 2022		Soil	M22-Jn0050648										X																					
69	BH03/0.4-0.5	Jun 21, 2022		Soil	M22-Jn0050649										X																					
70	BH04/0.3-0.4	Jun 21, 2022		Soil	M22-Jn0050650										X																					
71	BH05/0.2-0.3	Jun 21, 2022		Soil	M22-										X																					

Company Name:	Beveridge Williams & Co Pty Ltd	Order No.:		Received:	Jun 22, 2022 2:41 PM
Address:	PO Box 61 Malvern VIC 3144	Report #:	899770	Due:	Jun 29, 2022
Project Name:	PRELIMINARY CONTAMINATION ASSESSMENT	Phone:	9524 8888	Priority:	5 Day
Project ID:	2101947	Fax:	9524 8899	Contact Name:	[REDACTED]
Eurofins Analytical Services Manager : [REDACTED]					

Sample Detail						Antimony	Arsenic	Asbestos Absence /Presence	Barium	Beryllium	Boron	Cadmium	Chromium	Cobalt	Copper	HOLD	Lead	Manganese	Mercury	Molybdenum	Nickel	Selenium	Silver	Tin	Vanadium	Zinc	Polycyclic Aromatic Hydrocarbons	Organochlorine Pesticides	Moisture Set	Total Recoverable Hydrocarbons	BW Soil Suite 1	BW Soil Suite 2	BW Soil Suite 3	BW Soil Suite 4	BW Soil Suite 5		
Melbourne Laboratory - NATA # 1261 Site # 1254						X	X	X	X	X	X	X	X	X	X	X	X	X	X	X	X	X	X	X	X	X	X	X	X	X	X	X	X	X	X		
Sydney Laboratory - NATA # 1261 Site # 18217																																					
Brisbane Laboratory - NATA # 1261 Site # 20794																																					
Mayfield Laboratory - NATA # 1261 Site # 25079																																					
Perth Laboratory - NATA # 2377 Site # 2370																																					
External Laboratory																																					
					Jn0050651																																
72	BH05/0.5-0.6	Jun 21, 2022		Soil	M22- Jn0050652											X																					
73	BH06/0.1-0.2	Jun 21, 2022		Soil	M22- Jn0050653											X																					
74	BH06/0.5-0.6	Jun 21, 2022		Soil	M22- Jn0050654											X																					
75	TP01/0.0-0.1	Jun 21, 2022		Soil	M22- Jn0050655											X																					
76	TP01/1.0-1.1	Jun 21, 2022		Soil	M22- Jn0050656											X																					
77	TP01/3.1-3.2	Jun 21, 2022		Soil	M22- Jn0050657											X																					

Company Name:	Beveridge Williams & Co Pty Ltd	Order No.:		Received:	Jun 22, 2022 2:41 PM
Address:	PO Box 61 Malvern VIC 3144	Report #:	899770	Due:	Jun 29, 2022
Project Name:	PRELIMINARY CONTAMINATION ASSESSMENT	Phone:	9524 8888	Priority:	5 Day
Project ID:	2101947	Fax:	9524 8899	Contact Name:	[REDACTED]
Eurofins Analytical Services Manager : [REDACTED]					

Sample Detail						Antimony	Arsenic	Asbestos Absence /Presence	Barium	Beryllium	Boron	Cadmium	Chromium	Cobalt	Copper	HOLD	Lead	Manganese	Mercury	Molybdenum	Nickel	Selenium	Silver	Tin	Vanadium	Zinc	Polycyclic Aromatic Hydrocarbons	Organochlorine Pesticides	Moisture Set	Total Recoverable Hydrocarbons	BW Soil Suite 1	BW Soil Suite 2	BW Soil Suite 3	BW Soil Suite 4	BW Soil Suite 5	
Melbourne Laboratory - NATA # 1261 Site # 1254						X	X	X	X	X	X	X	X	X	X	X	X	X	X	X	X	X	X	X	X	X	X	X	X	X	X	X	X	X	X	
Sydney Laboratory - NATA # 1261 Site # 18217																																				
Brisbane Laboratory - NATA # 1261 Site # 20794																																				
Mayfield Laboratory - NATA # 1261 Site # 25079																																				
Perth Laboratory - NATA # 2377 Site # 2370																																				
External Laboratory																																				
78	TP02/0.5-0.6	Jun 21, 2022		Soil	M22-Jn0050658										X																					
79	TP04/0.5-0.6	Jun 21, 2022		Soil	M22-Jn0050659										X																					
80	TP04/2.5-2.6	Jun 21, 2022		Soil	M22-Jn0050660										X																					
81	TP05/0.7-0.8	Jun 21, 2022		Soil	M22-Jn0050661										X																					
82	TP06/0.5-0.6	Jun 21, 2022		Soil	M22-Jn0050662										X																					
83	TP06/2.9-3.0	Jun 21, 2022		Soil	M22-Jn0050663										X																					
84	TP07/0.5-0.6	Jun 21, 2022		Soil	M22-										X																					

Company Name:	Beveridge Williams & Co Pty Ltd	Order No.:		Received:	Jun 22, 2022 2:41 PM
Address:	PO Box 61 Malvern VIC 3144	Report #:	899770	Due:	Jun 29, 2022
Project Name:	PRELIMINARY CONTAMINATION ASSESSMENT	Phone:	9524 8888	Priority:	5 Day
Project ID:	2101947	Fax:	9524 8899	Contact Name:	[REDACTED]
Eurofins Analytical Services Manager : [REDACTED]					

Sample Detail						Antimony	Arsenic	Asbestos Absence /Presence	Barium	Beryllium	Boron	Cadmium	Chromium	Cobalt	Copper	HOLD	Lead	Manganese	Mercury	Molybdenum	Nickel	Selenium	Silver	Tin	Vanadium	Zinc	Polycyclic Aromatic Hydrocarbons	Organochlorine Pesticides	Moisture Set	Total Recoverable Hydrocarbons	BW Soil Suite 1	BW Soil Suite 2	BW Soil Suite 3	BW Soil Suite 4	BW Soil Suite 5	
Melbourne Laboratory - NATA # 1261 Site # 1254						X	X	X	X	X	X	X	X	X	X	X	X	X	X	X	X	X	X	X	X	X	X	X	X	X	X	X	X	X	X	
Sydney Laboratory - NATA # 1261 Site # 18217																																				
Brisbane Laboratory - NATA # 1261 Site # 20794																																				
Mayfield Laboratory - NATA # 1261 Site # 25079																																				
Perth Laboratory - NATA # 2377 Site # 2370																																				
External Laboratory																																				
					Jn0050664																															
85	TP07/2.2-2.3	Jun 21, 2022		Soil	M22- Jn0050665											X																				
86	TP08/0.0-0.1	Jun 21, 2022		Soil	M22- Jn0050666											X																				
87	TP08/0.5-0.6	Jun 21, 2022		Soil	M22- Jn0050667											X																				
88	TP08/1.0-1.1	Jun 21, 2022		Soil	M22- Jn0050668											X																				
89	TP08/1.5-1.6	Jun 21, 2022		Soil	M22- Jn0050669											X																				
90	TP09/0.5-0.6	Jun 21, 2022		Soil	M22- Jn0050670																						X								X	

Company Name:	Beveridge Williams & Co Pty Ltd	Order No.:		Received:	Jun 22, 2022 2:41 PM
Address:	PO Box 61 Malvern VIC 3144	Report #:	899770	Due:	Jun 29, 2022
Project Name:	PRELIMINARY CONTAMINATION ASSESSMENT	Phone:	9524 8888	Priority:	5 Day
Project ID:	2101947	Fax:	9524 8899	Contact Name:	[REDACTED]
Eurofins Analytical Services Manager : [REDACTED]					

Sample Detail						Antimony	Arsenic	Asbestos Absence /Presence	Barium	Beryllium	Boron	Cadmium	Chromium	Cobalt	Copper	HOLD	Lead	Manganese	Mercury	Molybdenum	Nickel	Selenium	Silver	Tin	Vanadium	Zinc	Polycyclic Aromatic Hydrocarbons	Organochlorine Pesticides	Moisture Set	Total Recoverable Hydrocarbons	BW Soil Suite 1	BW Soil Suite 2	BW Soil Suite 3	BW Soil Suite 4	BW Soil Suite 5		
Melbourne Laboratory - NATA # 1261 Site # 1254						X	X	X	X	X	X	X	X	X	X	X	X	X	X	X	X	X	X	X	X	X	X	X	X	X	X	X	X	X	X		
Sydney Laboratory - NATA # 1261 Site # 18217																																					
Brisbane Laboratory - NATA # 1261 Site # 20794																																					
Mayfield Laboratory - NATA # 1261 Site # 25079																																					
Perth Laboratory - NATA # 2377 Site # 2370																																					
External Laboratory																																					
91	TP09/1.0-1.1	Jun 21, 2022		Soil	M22-Jn0050671										X																						
92	TP09/2.2-2.3	Jun 21, 2022		Soil	M22-Jn0050672										X																						
93	220621-D04	Jun 21, 2022		Soil	M22-Jn0050673										X																						
94	SP01-AS02	Jun 21, 2022		Building Materials	M22-Jn0050674										X																						
95	SP01-AS04	Jun 21, 2022		Building Materials	M22-Jn0050675										X																						
96	SP01-AS05	Jun 21, 2022		Building Materials	M22-Jn0050676										X																						
97	AF01	Jun 21, 2022		Building	M22-										X																						

Company Name:	Beveridge Williams & Co Pty Ltd	Order No.:		Received:	Jun 22, 2022 2:41 PM
Address:	PO Box 61 Malvern VIC 3144	Report #:	899770	Due:	Jun 29, 2022
Project Name:	PRELIMINARY CONTAMINATION ASSESSMENT	Phone:	9524 8888	Priority:	5 Day
Project ID:	2101947	Fax:	9524 8899	Contact Name:	[REDACTED]

Eurofins Analytical Services Manager : [REDACTED]

Sample Detail						Antimony	Arsenic	Asbestos Absence /Presence	Barium	Beryllium	Boron	Cadmium	Chromium	Cobalt	Copper	HOLD	Lead	Manganese	Mercury	Molybdenum	Nickel	Selenium	Silver	Tin	Vanadium	Zinc	Polycyclic Aromatic Hydrocarbons	Organochlorine Pesticides	Moisture Set	Total Recoverable Hydrocarbons	BW Soil Suite 1	BW Soil Suite 2	BW Soil Suite 3	BW Soil Suite 4	BW Soil Suite 5		
Melbourne Laboratory - NATA # 1261 Site # 1254						X	X	X	X	X	X	X	X	X	X	X	X	X	X	X	X	X	X	X	X	X	X	X	X	X	X	X	X	X	X	X	
Sydney Laboratory - NATA # 1261 Site # 18217																																					
Brisbane Laboratory - NATA # 1261 Site # 20794																																					
Mayfield Laboratory - NATA # 1261 Site # 25079																																					
Perth Laboratory - NATA # 2377 Site # 2370																																					
External Laboratory																																					
				Materials	Jn0050677																																
98	AS01	Jun 21, 2022		Building Materials	M22-Jn0050711											X																					
99	AS02	Jun 21, 2022		Building Materials	M22-Jn0050712											X																					
Test Counts						18	18	4	18	18	18	18	18	18	18	33	18	18	18	18	18	18	18	18	18	18	8	8	61	6	1	6	14	12	5		

Internal Quality Control Review and Glossary General

1. QC data may be available on request.
2. All soil results are reported on a dry basis, unless otherwise stated.
3. Samples were analysed on an 'as received' basis.
4. Information identified on this report with the colour **blue** indicates data provided by customer that may have an impact on the results.
5. Information identified on this report with the colour **orange** indicates sections of the report not covered by the laboratory's scope of NATA accreditation.
6. This report replaces any interim results previously issued.

Holding Times

Please refer to the most recent version of the 'Sample Preservation and Container Guide' for holding times (QS3001).

If the Laboratory did not receive the information in the required timeframe, and regardless of any other integrity issues, suitably qualified results may still be reported. Holding times apply from the date of sampling, therefore compliance to these may be outside the laboratory's control.

Units

% w/w:	Percentage weight-for-weight basis, e.g. of asbestos in asbestos-containing finds in soil samples (% w/w)
F/fld	Airborne fibre filter loading as Fibres (N) per Fields counted (n)
F/mL	Airborne fibre reported concentration as Fibres per millilitre of air drawn over the sampler membrane (C)
g, kg	Mass, e.g. of whole sample (M) or asbestos-containing find within the sample (m)
g/kg	Concentration in grams per kilogram
L, mL	Volume, e.g. of air as measured in AFM (V = r x t)
L/min	Airborne fibre sampling Flowrate as litres per minute of air drawn over the sampler membrane (r)
min	Time (t), e.g. of air sample collection period

Calculations

Airborne Fibre Concentration:
$$C = \left(\frac{A}{a}\right) \times \left(\frac{N}{n}\right) \times \left(\frac{1}{V}\right) \times \left(\frac{1}{r}\right) = K \times \left(\frac{N}{n}\right) \times \left(\frac{1}{Vr}\right)$$

Asbestos Content (as asbestos):
$$\% w/w = \frac{(m \times P_A)}{M}$$

Weighted Average (of asbestos):
$$\%_{WA} = \frac{\sum (m \times P_A) \times x}{x}$$

Terms

%asbestos	Estimated percentage of asbestos in a given matrix. May be derived from knowledge or experience of the material, informed by HSG264 <i>Appendix 2</i> , else assumed to be 15% in accordance with WA DOH <i>Appendix 2 (PA)</i> .
ACM	Asbestos Containing Materials. Asbestos contained within a non-asbestos matrix, typically presented in bonded (non-friable) condition. For the purposes of the NEPM and WA DOH, ACM corresponds to material larger than 7 mm x 7 mm.
AF	Asbestos Fines. Asbestos contamination within a soil sample, as defined by WA DOH. Includes loose fibre bundles and small pieces of friable and non-friable material such as asbestos cement fragments mixed with soil. Considered under the NEPM as equivalent to "non-bonded / friable".
AFM	Airborne Fibre Monitoring, e.g. by the MFM.
Amosite	Amosite Asbestos Detected. Amosite may also refer to Fibrous Grunerite or Brown Asbestos. Identified in accordance with AS 4964-2004.
AS	Australian Standard.
Asbestos Content (as asbestos)	Total % w/w asbestos content in asbestos-containing finds in a soil sample (% w/w).
Chrysotile	Chrysotile Asbestos Detected. Chrysotile may also refer to Fibrous Serpentine or White Asbestos. Identified in accordance with AS 4964-2004.
COC	Chain of Custody.
Crocidolite	Crocidolite Asbestos Detected. Crocidolite may also refer to Fibrous Riebeckite or Blue Asbestos. Identified in accordance with AS 4964-2004.
Dry	Sample is dried by heating prior to analysis.
DS	Dispersion Staining. Technique required for Unequivocal Identification of asbestos fibres by PLM.
FA	Fibrous Asbestos. Asbestos containing material that is wholly or in part friable, including materials with higher asbestos content with a propensity to become friable with handling, and any material that was previously non-friable and in a severely degraded condition. For the purposes of the NEPM and WA DOH, FA generally corresponds to material larger than 7 mm x 7 mm, although FA may be more difficult to visibly distinguish and may be assessed as AF.
Fibre Count	Total of all fibres (whether asbestos or not) meeting the counting criteria set out in the NOHSC:3003
Fibre ID	Fibre Identification. Unequivocal identification of asbestos fibres according to AS 4964-2004. Includes Chrysotile, Amosite (Grunerite) or Crocidolite asbestos.
Friable	Asbestos-containing materials of any size that may be broken or crumbled by hand pressure. For the purposes of the NEPM, this includes both AF and FA. It is outside of the laboratory's remit to assess degree of friability.
HSG248	UK HSE HSG248, <i>Asbestos: The Analysts Guide</i> , 2nd Edition (2021).
HSG264	UK HSE HSG264, <i>Asbestos: The Survey Guide</i> (2012).
ISO (also ISO/IEC)	International Organization for Standardization / International Electrotechnical Commission.
K Factor	Microscope constant (K) as derived from the effective filter area of the given AFM membrane used for collecting the sample (A) and the projected eyepiece graticule area of the specific microscope used for the analysis (a).
LOR	Limit of Reporting.
MFM (also NOHSC:3003)	Membrane Filter Method. As described by the Australian Government National Occupational Health and Safety Commission, <i>Guidance Note on the Membrane Filter Method for Estimating Airborne Asbestos Fibres</i> , 2nd Edition [NOHSC:3003(2005)].
NEPM (also ASC NEPM)	National Environment Protection (Assessment of Site Contamination) Measure, (2013, as amended).
Organic	Organic Fibres Detected. Organic may refer to Natural or Man-Made Polymeric Fibres. Identified in accordance with AS 4964-2004.
PCM	Phase Contrast Microscopy. As used for Fibre Counting according to the MFM.
PLM	Polarised Light Microscopy. As used for Fibre Identification and Trace Analysis according to AS 4964-2004.
SMF	Synthetic Mineral Fibre Detected. SMF may also refer to Man Made Vitreous Fibres. Identified in accordance with AS 4964-2004.
SRA	Sample Receipt Advice.
Trace Analysis	Analytical procedure used to detect the presence of respirable fibres (particularly asbestos) in a given sample matrix.
UK HSE HSG	United Kingdom, Health and Safety Executive, Health and Safety Guidance, publication.
UMF	Unidentified Mineral Fibre Detected. Fibrous minerals that are detected but have not been unequivocally identified by PLM with DS according the AS 4964-2004. May include (but not limited to) Actinolite, Anthophyllite or Tremolite asbestos.
WA DOH	Reference document for the NEPM. Government of Western Australia, <i>Guidelines for the Assessment, Remediation and Management of Asbestos-Contaminated Sites in Western Australia</i> (updated 2021), including Appendix Four: <i>Laboratory analysis</i>
Weighted Average	Combined average % w/w asbestos content of all asbestos-containing finds in the given aliquot or total soil sample (%_{WA}).

Comments

V2: Report amended to include iron results for all soil samples.

Sample Integrity


Custody Seals Intact (if used)	N/A
Attempt to Chill was evident	Yes
Sample correctly preserved	Yes
Appropriate sample containers have been used	Yes
Sample containers for volatile analysis received with minimal headspace	Yes
Samples received within HoldingTime	Yes
Some samples have been subcontracted	No

Asbestos Counter/Identifier:

 Senior Analyst-Asbestos

Authorised by:

 Senior Analyst-Asbestos



General Manager

- Indicates Not Requested

* Indicates NATA accreditation does not cover the performance of this service

Measurement uncertainty of test data is available on request or please [click here](#).

Eurofins shall not be liable for loss, cost, damages or expenses incurred by the client, or any other person or company, resulting from the use of any information or interpretation given in this report. In no case shall Eurofins be liable for consequential damages including, but not limited to, lost profits, damages for failure to meet deadlines and lost production arising from this report. This document shall not be reproduced except in full and relates only to the items tested. Unless indicated otherwise, the tests were performed on the samples as received.

#AU_CAU001_EnviroSampleVic

From: [REDACTED]
Sent: Thursday, 30 June 2022 12:01 PM
To: [REDACTED]
Cc: [REDACTED] #AU_CAU001_EnviroSampleVic
Subject: RE: Eurofins Test Results, Invoice - Report 899770 : Site PRELIMINARY CONTAMINATION ASSESSMENT (2101947)

CAUTION: EXTERNAL EMAIL - Sent from an email domain that is not formally trusted by Eurofins.

Do not click on links or open attachments unless you recognise the sender and are certain that the content is safe.

Hi [REDACTED]

Sorry about that – the 3 x re-testing will be required for lead.



Regards,



[REDACTED]
Senior Environmental Engineer
A 1 Glenferrie Road, Malvern, VIC 3144
W beveridgewilliams.com.au
[REDACTED]

9102031
[REDACTED]



Proudly certified in Victoria for Quality ISO 9001, Safety AS/NZS 4801 and Environment ISO 14001  
Beveridge Williams acknowledges the Traditional Custodians of the land it works on and pays respect to their Elders, past and present.

From: [REDACTED]
Sent: Thursday, 30 June 2022 11:59 AM
To: [REDACTED]
Cc: [REDACTED]
Subject: RE: Eurofins Test Results, Invoice - Report 899770 : Site PRELIMINARY CONTAMINATION ASSESSMENT (2101947)

Hi [REDACTED]

I should be able to get the iron results for this report as the analysis was run in the background. I will send through an amended report shortly.

For the additional analysis, what analysis did you need to be run in triplicate on that last point?

[REDACTED] – Please see below for additional analysis on standard TAT.

Kind Regards,

Phone :
Mobile :
Email :

From:

Sent: Thursday, 30 June 2022 11:22 AM

To:

Cc:

Subject: RE: Eurofins Test Results, Invoice - Report 899770 : Site PRELIMINARY CONTAMINATION ASSESSMENT (2101947)

CAUTION: EXTERNAL EMAIL - Sent from an email domain that is not formally trusted by Eurofins.

Do not click on links or open attachments unless you recognise the sender and are certain that the content is safe.

Hi

We need iron for an analysis however it's not part of our metals suite. Is there any chance that iron was tested for and not included within the results? Moving forward can you please include iron as part of BW's heavy metals analysis? We will update our COC's to include Fe.

Also can you please request the following additional testing on standard TAT:

- CEC – BH05/0.0-0.1, 220621-SS13
- Fluoride – SS03, SS05, SS07, SS09, SS11, SS13, SS15, SS17, SS20
- ASLP (Arsenic) – BH05/0.0-0.1
- ASLP (Lead) – BH01/0.0-0.1
- ASLP (Nickel) – BH06/0.0-0.1
- ASLP (fluoride) – 220621-SS01
- Zinc – BH05/0.2-0.3, BH05/0.5-0.6
- 3 x sub-sample re-test for – BH01/0.0-0.1

Regards,



Senior Environmental Engineer

A 1 Glenferrie Road, Malvern, VIC 3144

W beveridgewilliams.com.au

OVER 60 YEARS OF
AWARD-WINNING SERVICE



Beveridge William & Co Pty Ltd
 PO Box 61
 Malvern
 VIC 3144



NATA Accredited
 Accreditation Number 1261
 Site Number 1254

Accredited for compliance with ISO/IEC 17025 – Testing
 NATA is a signatory to the ILAC Mutual Recognition
 Arrangement for the mutual recognition of the
 equivalence of testing, medical testing, calibration,
 inspection, proficiency testing scheme providers and
 reference materials producers reports and certificates.

Attention: XXXXXXXXXX

Report 902031-S
 Project name PRELIMINARY CONTAMINATION ASSESSMENT
 Project ID 2101947
 Received Date Jun 30, 2022

Client Sample ID			BH05/0.0-0.1	BH05/0.2-0.3	BH05/0.5-0.6	220621-SS03
Sample Matrix			Soil	Soil	Soil	Soil
Eurofins Sample No.			M22- Jn0068442	M22- Jn0068443	M22- Jn0068444	M22- Jn0068445
Date Sampled			Jun 21, 2022	Jun 21, 2022	Jun 21, 2022	Jun 21, 2022
Test/Reference	LOR	Unit				
Conductivity (1:5 aqueous extract at 25°C as rec.)	10	uS/cm	27	-	-	-
% Moisture	1	%	32	9.5	26	26
Fluoride (Total)	100	mg/kg	-	-	-	< 100
Cation Exchange Capacity						
Cation Exchange Capacity	0.05	meq/100g	20	-	-	-
Heavy Metals						
Zinc	5	mg/kg	-	180	88	-

Client Sample ID			220621-SS05	220621-SS07	220621-SS09	220621-SS11
Sample Matrix			Soil	Soil	Soil	Soil
Eurofins Sample No.			M22- Jn0068446	M22- Jn0068447	M22- Jn0068448	M22- Jn0068449
Date Sampled			Jun 21, 2022	Jun 21, 2022	Jun 21, 2022	Jun 21, 2022
Test/Reference	LOR	Unit				
% Moisture	1	%	21	26	24	22
Fluoride (Total)	100	mg/kg	< 100	< 100	< 100	< 100

Client Sample ID			220621-SS13	220621-SS15	220621-SS17	220621-SS20
Sample Matrix			Soil	Soil	Soil	Soil
Eurofins Sample No.			M22- Jn0068450	M22- Jn0068451	M22- Jn0068452	M22- Jn0068453
Date Sampled			Jun 21, 2022	Jun 21, 2022	Jun 21, 2022	Jun 21, 2022
Test/Reference	LOR	Unit				
Conductivity (1:5 aqueous extract at 25°C as rec.)	10	uS/cm	86	-	-	-
% Moisture	1	%	34	29	19	22
Fluoride (Total)	100	mg/kg	< 100	< 100	< 100	< 100
Cation Exchange Capacity						
Cation Exchange Capacity	0.05	meq/100g	40	-	-	-

Client Sample ID			BH01/0.0-0.1 (1)	BH01/0.0-0.1 (2)	BH01/0.0-0.1 (3)
Sample Matrix			Soil	Soil	Soil
Eurofins Sample No.			M22- Jn0068454	M22- Jn0068455	M22- Jn0068456
Date Sampled			Jun 21, 2022	Jun 21, 2022	Jun 21, 2022
Test/Reference	LOR	Unit			
% Moisture					
	1	%	8.2	7.7	8.2
Heavy Metals					
Lead	5	mg/kg	620	710	520

Sample History

Where samples are submitted/analysed over several days, the last date of extraction is reported.

If the date and time of sampling are not provided, the Laboratory will not be responsible for compromised results should testing be performed outside the recommended holding time.

Description	Testing Site	Extracted	Holding Time
Conductivity (1:5 aqueous extract at 25°C as rec.) - Method: LTM-INO-4030 Conductivity	Melbourne	Jun 30, 2022	7 Days
Cation Exchange Capacity - Method: LTM-MET-3060 Cation Exchange Capacity by bases & Exchangeable Sodium Percentage	Melbourne	Jul 01, 2022	28 Days
% Moisture - Method: LTM-GEN-7080 Moisture	Melbourne	Jun 30, 2022	14 Days
Fluoride (Total) - Method: LTM-INO-4150 Determination of Total Fluoride PART A – CIC - Method: LTM-INO-4150 Determination of Total Fluoride PART B – ISE	Melbourne	Jul 01, 2022	28 Days
Heavy Metals - Method: LTM-MET-3040 Metals in Waters, Soils & Sediments by ICP-MS	Melbourne	Jun 30, 2022	28 Days

Company Name: Beveridge Williams & Co Pty Ltd
Address: PO Box 61
Malvern
VIC 3144

Order No.:
Report #: 902031
Phone: 9524 8888
Fax: 9524 8899

Received: Jun 30, 2022 12:01 PM
Due: Jul 7, 2022
Priority: 5 Day
Contact Name: [REDACTED]

Project Name: PRELIMINARY CONTAMINATION ASSESSMENT
Project ID: 2101947

Eurofins Analytical Services Manager : [REDACTED]

Sample Detail						Arsenic	Fluoride (Total)	Lead	Nickel	Zinc	AUS Leaching Procedure	Moisture Set	Cation Exchange Capacity
Melbourne Laboratory - NATA # 1261 Site # 1254						X	X	X	X	X	X	X	X
External Laboratory													
No	Sample ID	Sample Date	Sampling Time	Matrix	LAB ID								
1	BH05/0.0-0.1	Jun 21, 2022		Soil	M22-Jn0068442							X	X
2	BH05/0.2-0.3	Jun 21, 2022		Soil	M22-Jn0068443					X		X	
3	BH05/0.5-0.6	Jun 21, 2022		Soil	M22-Jn0068444					X		X	
4	220621-SS03	Jun 21, 2022		Soil	M22-Jn0068445		X					X	
5	220621-SS05	Jun 21, 2022		Soil	M22-Jn0068446		X					X	
6	220621-SS07	Jun 21, 2022		Soil	M22-Jn0068447		X					X	
7	220621-SS09	Jun 21, 2022		Soil	M22-Jn0068448		X					X	
8	220621-SS11	Jun 21, 2022		Soil	M22-Jn0068449		X					X	
9	220621-SS13	Jun 21, 2022		Soil	M22-Jn0068450		X					X	X
10	220621-SS15	Jun 21, 2022		Soil	M22-Jn0068451		X					X	
11	220621-SS17	Jun 21, 2022		Soil	M22-Jn0068452		X					X	
12	220621-SS20	Jun 21, 2022		Soil	M22-Jn0068453		X					X	
13	BH01/0.0-0.1	Jun 21, 2022		Soil	M22-Jn0068454			X				X	

Company Name: Beveridge Williams & Co Pty Ltd
Address: PO Box 61
Malvern
VIC 3144

Order No.:
Report #: 902031
Phone: 9524 8888
Fax: 9524 8899

Received: Jun 30, 2022 12:01 PM
Due: Jul 7, 2022
Priority: 5 Day
Contact Name: [REDACTED]

Project Name: PRELIMINARY CONTAMINATION ASSESSMENT
Project ID: 2101947

Eurofins Analytical Services Manager : [REDACTED]

Sample Detail						Arsenic	Fluoride (Total)	Lead	Nickel	Zinc	AUS Leaching Procedure	Moisture Set	Cation Exchange Capacity
Melbourne Laboratory - NATA # 1261 Site # 1254						X	X	X	X	X	X	X	X
	(1)												
14	BH01/0.0-0.1 (2)	Jun 21, 2022		Soil	M22-Jn0068455			X				X	
15	BH01/0.0-0.1 (3)	Jun 21, 2022		Soil	M22-Jn0068456			X				X	
16	BH01/0.0-0.1	Jun 21, 2022		AUS Leachate	M22-Jn0068457			X			X		
17	BH05/0.0-0.1	Jun 21, 2022		AUS Leachate	M22-Jn0068458	X					X		
18	BH06/0.0-0.1	Jun 21, 2022		AUS Leachate	M22-Jn0068459				X		X		
19	220621-SS01	Jun 21, 2022		AUS Leachate	M22-Jn0068460		X				X		
Test Counts						1	10	4	1	2	4	15	2

Internal Quality Control Review and Glossary

General

- Laboratory QC results for Method Blanks, Duplicates, Matrix Spikes, and Laboratory Control Samples follows guidelines delineated in the National Environment Protection (Assessment of Site Contamination) Measure 1999, as amended May 2013 and are included in this QC report where applicable. Additional QC data may be available on request.
- All soil/sediment/solid results are reported on a dry basis, unless otherwise stated.
- All biota/food results are reported on a wet weight basis on the edible portion, unless otherwise stated.
- Actual LORs are matrix dependant. Quoted LORs may be raised where sample extracts are diluted due to interferences.
- Results are uncorrected for matrix spikes or surrogate recoveries except for PFAS compounds.
- SVOC analysis on waters are performed on homogenised, unfiltered samples, unless noted otherwise.
- Samples were analysed on an 'as received' basis.
- Information identified on this report with blue colour, indicates data provided by customer that may have an impact on the results.
- This report replaces any interim results previously issued.

Holding Times

Please refer to 'Sample Preservation and Container Guide' for holding times (QS3001).

For samples received on the last day of holding time, notification of testing requirements should have been received at least 6 hours prior to sample receipt deadlines as stated on the SRA.

If the Laboratory did not receive the information in the required timeframe, and regardless of any other integrity issues, suitably qualified results may still be reported.

Holding times apply from the date of sampling, therefore compliance to these may be outside the laboratory's control.

For VOCs containing vinyl chloride, styrene and 2-chloroethyl vinyl ether the holding time is 7 days however for all other VOCs such as BTEX or C6-10 TRH then the holding time is 14 days.

Units

mg/kg: milligrams per kilogram	mg/L: milligrams per litre	µg/L: micrograms per litre
ppm: parts per million	ppb: parts per billion	%: Percentage
org/100 mL: Organisms per 100 millilitres	NTU: Nephelometric Turbidity Units	MPN/100 mL: Most Probable Number of organisms per 100 millilitres

Terms

APHA	American Public Health Association
COC	Chain of Custody
CP	Client Parent - QC was performed on samples pertaining to this report
CRM	Certified Reference Material (ISO17034) - reported as percent recovery.
Dry	Where a moisture has been determined on a solid sample the result is expressed on a dry basis.
Duplicate	A second piece of analysis from the same sample and reported in the same units as the result to show comparison.
LOR	Limit of Reporting.
LCS	Laboratory Control Sample - reported as percent recovery.
Method Blank	In the case of solid samples these are performed on laboratory certified clean sands and in the case of water samples these are performed on de-ionised water.
NCP	Non-Client Parent - QC performed on samples not pertaining to this report, QC is representative of the sequence or batch that client samples were analysed within.
RPD	Relative Percent Difference between two Duplicate pieces of analysis.
SPIKE	Addition of the analyte to the sample and reported as percentage recovery.
SRA	Sample Receipt Advice
Surr - Surrogate	The addition of a like compound to the analyte target and reported as percentage recovery.
TBTO	Tributyltin oxide (<i>bis</i> -tributyltin oxide) - individual tributyltin compounds cannot be identified separately in the environment however free tributyltin was measured and its values were converted stoichiometrically into tributyltin oxide for comparison with regulatory limits.
TCLP	Toxicity Characteristic Leaching Procedure
TEQ	Toxic Equivalency Quotient or Total Equivalence
QSM	US Department of Defense Quality Systems Manual Version 5.4
US EPA	United States Environmental Protection Agency
WA DWER	Sum of PFBA, PFPeA, PFHxA, PFHpA, PFOA, PFBS, PFHxS, PFOS, 6:2 FTSA, 8:2 FTSA

QC - Acceptance Criteria

The acceptance criteria should be used as a guide only and may be different when site specific Sampling Analysis and Quality Plan (SAQP) have been implemented

RPD Duplicates: Global RPD Duplicates Acceptance Criteria is 30% however the following acceptance guidelines are equally applicable:

Results <10 times the LOR: No Limit

Results between 10-20 times the LOR: RPD must lie between 0-50%

Results >20 times the LOR : RPD must lie between 0-30%

NOTE: pH duplicates are reported as a range not as RPD

Surrogate Recoveries: Recoveries must lie between 20-130% for Speciated Phenols & 50-150% for PFAS

PFAS field samples that contain surrogate recoveries in excess of the QC limit designated in QSM 5.4 where no positive PFAS results have been reported have been reviewed and no data was affected.

QC Data General Comments

- Where a result is reported as a less than (<), higher than the nominated LOR, this is due to either matrix interference, extract dilution required due to interferences or contaminant levels within the sample, high moisture content or insufficient sample provided.
- Duplicate data shown within this report that states the word "BATCH" is a Batch Duplicate from outside of your sample batch, but within the laboratory sample batch at a 1:10 ratio. The Parent and Duplicate data shown is not data from your samples.
- pH and Free Chlorine analysed in the laboratory - Analysis on this test must begin within 30 minutes of sampling. Therefore, laboratory analysis is unlikely to be completed within holding time. Analysis will begin as soon as possible after sample receipt.
- Recovery Data (Spikes & Surrogates) - where chromatographic interference does not allow the determination of recovery the term "INT" appears against that analyte.
- For Matrix Spikes and LCS results a dash "-" in the report means that the specific analyte was not added to the QC sample.
- Duplicate RPDs are calculated from raw analytical data thus it is possible to have two sets of data.






Quality Control Results

Test				Units	Result 1			Acceptance Limits	Pass Limits	Qualifying Code
Method Blank										
Fluoride (Total)				mg/kg	< 100			100	Pass	
Method Blank										
Cation Exchange Capacity										
Cation Exchange Capacity				meq/100g	< 0.05			0.05	Pass	
Method Blank										
Heavy Metals										
Lead				mg/kg	< 5			5	Pass	
Zinc				mg/kg	< 5			5	Pass	
LCS - % Recovery										
Fluoride (Total)				%	79			70-130	Pass	
LCS - % Recovery										
Heavy Metals										
Lead				%	106			80-120	Pass	
Zinc				%	107			80-120	Pass	
Test	Lab Sample ID	QA Source	Units	Result 1				Acceptance Limits	Pass Limits	Qualifying Code
Spike - % Recovery										
Heavy Metals										
Zinc	B22-Jn0064258	NCP	%	93	Result 1			75-125	Pass	
Spike - % Recovery										
Heavy Metals										
Fluoride (Total)	M22-Jn0068618	NCP	%	76	Result 1			70-130	Pass	
Spike - % Recovery										
Heavy Metals										
Lead	B22-Jn0064258	NCP	%	104	Result 1			75-125	Pass	
Test	Lab Sample ID	QA Source	Units	Result 1				Acceptance Limits	Pass Limits	Qualifying Code
Duplicate										
					Result 1	Result 2	RPD			
Conductivity (1:5 aqueous extract at 25°C as rec.)	M22-Jn0068799	NCP	uS/cm	12	14	10	30%	Pass		
Duplicate										
					Result 1	Result 2	RPD			
% Moisture	M22-Jn0068443	CP	%	9.5	9.7	1.9	30%	Pass		
Duplicate										
Heavy Metals										
Zinc	B22-Jn0064258	NCP	mg/kg	76	79	3.4	30%	Pass		
Duplicate										
					Result 1	Result 2	RPD			
Fluoride (Total)	M22-Jn0068599	NCP	mg/kg	< 100	< 100	< 1	30%	Pass		
Duplicate										
					Result 1	Result 2	RPD			
% Moisture	M22-Jn0068454	CP	%	8.2	8.3	1.9	30%	Pass		
Duplicate										
Heavy Metals										
Lead	B22-Jn0064258	NCP	mg/kg	< 5	< 5	< 1	30%	Pass		

Comments**Sample Integrity**

Custody Seals Intact (if used)	N/A
Attempt to Chill was evident	Yes
Sample correctly preserved	Yes
Appropriate sample containers have been used	Yes
Sample containers for volatile analysis received with minimal headspace	Yes
Samples received within HoldingTime	Yes
Some samples have been subcontracted	No

Authorised by:

	Analytical Services Manager
	Senior Analyst-Metal
	Senior Analyst-Metal
	Senior Analyst-Sample Properties
	Senior Analyst-Inorganic

**General Manager**

- Indicates Not Requested

* Indicates NATA accreditation does not cover the performance of this service

Measurement uncertainty of test data is available on request or please [click here](#).

Eurofins shall not be liable for loss, cost, damages or expenses incurred by the client, or any other person or company, resulting from the use of any information or interpretation given in this report. In no case shall Eurofins be liable for consequential damages including, but not limited to, lost profits, damages for failure to meet deadlines and lost production arising from this report. This document shall not be reproduced except in full and relates only to the items tested. Unless indicated otherwise, the tests were performed on the samples as received.

Beveridge William & Co Pty Ltd
PO Box 61
Malvern
VIC 3144



NATA Accredited
Accreditation Number 1261
Site Number 1254

Accredited for compliance with ISO/IEC 17025 – Testing
 NATA is a signatory to the ILAC Mutual Recognition
 Arrangement for the mutual recognition of the
 equivalence of testing, medical testing, calibration,
 inspection, proficiency testing scheme providers and
 reference materials producers reports and certificates.

Attention: XXXXXXXXXX

Report **902031-L**
Project name **PRELIMINARY CONTAMINATION ASSESSMENT**
Project ID **2101947**
Received Date **Jun 30, 2022**

Client Sample ID			BH01/0.0-0.1	BH05/0.0-0.1	BH06/0.0-0.1	220621-SS01
Sample Matrix			AUS Leachate	AUS Leachate	AUS Leachate	AUS Leachate
Eurofins Sample No.			M22- Jn0068457	M22- Jn0068458	M22- Jn0068459	M22- Jn0068460
Date Sampled			Jun 21, 2022	Jun 21, 2022	Jun 21, 2022	Jun 21, 2022
Test/Reference	LOR	Unit				
Heavy Metals						
Arsenic	0.01	mg/L	-	0.01	-	-
Lead	0.01	mg/L	3.8	-	-	-
Nickel	0.01	mg/L	-	-	0.01	-
AUS Leaching Procedure						
Leachate Fluid ^{C01}		comment	1.0	1.0	1.0	1.0
pH (initial)	0.1	pH Units	6.5	6.6	6.3	5.8
pH (Leachate fluid)	0.1	pH Units	5.1	5.1	5.1	5.1
pH (off)	0.1	pH Units	5.4	5.4	5.4	5.4
Fluoride (Total)	0.2	mg/L	-	-	-	< 0.2

Sample History

Where samples are submitted/analysed over several days, the last date of extraction is reported.

If the date and time of sampling are not provided, the Laboratory will not be responsible for compromised results should testing be performed outside the recommended holding time.

Description	Testing Site	Extracted	Holding Time
Heavy Metals - Method: LTM-MET-3040 Metals in Waters, Soils & Sediments by ICP-MS	Melbourne	Jun 30, 2022	28 Days
AUS Leaching Procedure			
pH (initial) - Method: LTM-GEN-7010 Leaching Procedure for Soils & Solid Wastes	Melbourne	Jun 30, 2022	0 Days
pH (Leachate fluid) - Method: LTM-GEN-7010 Leaching Procedure for Soils & Solid Wastes	Melbourne	Jun 30, 2022	0 Days
pH (off) - Method: LTM-GEN-7010 Leaching Procedure for Soils & Solid Wastes	Melbourne	Jun 30, 2022	0 Days
Fluoride (Total) - Method: LTM-INO-4150 Determination of Total Fluoride PART B – ISE	Melbourne	Jun 30, 2022	28 Days

Melbourne
 6 Monterey Road
 Dandenong South
 VIC 3175
 Tel: +61 3 8564 5000
 NATA# 1261 Site# 1254

Geelong
 19/8 Lewalan Street
 Grovedale
 VIC 3216
 Tel: +61 3 8564 5000
 NATA# 1261 Site# 1254

Sydney
 179 Magowar Road
 Girraween
 NSW 2145
 Tel: +61 2 9900 8400
 NATA# 1261 Site# 18217

Canberra
 Unit 1,2 Dacre Street
 Mitchell
 ACT 2911
 Tel: +61 2 6113 8091

Brisbane
 1/21 Smallwood Place
 Murarrie
 QLD 4172
 Tel: +61 7 3902 4600
 NATA# 1261 Site# 20794

Newcastle
 4/52 Industrial Drive
 Mayfield East NSW 2304
 PO Box 60 Wickham 2293
 Tel: +61 2 4968 8448
 NATA# 1261 Site# 25079

Perth
 46-48 Banksia Road
 Welshpool
 WA 6106
 Tel: +61 8 6253 4444
 NATA# 2377 Site# 2370

Auckland
 35 O'Rorke Road
 Penrose
 Auckland 1061
 Tel: +64 9 526 45 51
 IANZ# 1327

Christchurch
 43 Detroit Drive
 Rolleston
 Christchurch 7675
 Tel: 0800 856 450
 IANZ# 1290

 web: www.eurofins.com.au
 email: EnviroSales@eurofins.com

Company Name: Beveridge Williams & Co Pty Ltd
Address: PO Box 61
 Malvern
 VIC 3144

Order No.:
Report #: 902031
Phone: 9524 8888
Fax: 9524 8899

Received: Jun 30, 2022 12:01 PM
Due: Jul 7, 2022
Priority: 5 Day
Contact Name: [REDACTED]

Project Name: PRELIMINARY CONTAMINATION ASSESSMENT
Project ID: 2101947

Eurofins Analytical Services Manager : [REDACTED]

Sample Detail						Arsenic	Fluoride (Total)	Lead	Nickel	Zinc	AUS Leaching Procedure	Moisture Set	Cation Exchange Capacity
Melbourne Laboratory - NATA # 1261 Site # 1254						X	X	X	X	X	X	X	X
External Laboratory													
No	Sample ID	Sample Date	Sampling Time	Matrix	LAB ID								
1	BH05/0.0-0.1	Jun 21, 2022		Soil	M22-Jn0068442							X	X
2	BH05/0.2-0.3	Jun 21, 2022		Soil	M22-Jn0068443					X		X	
3	BH05/0.5-0.6	Jun 21, 2022		Soil	M22-Jn0068444					X		X	
4	220621-SS03	Jun 21, 2022		Soil	M22-Jn0068445		X					X	
5	220621-SS05	Jun 21, 2022		Soil	M22-Jn0068446		X					X	
6	220621-SS07	Jun 21, 2022		Soil	M22-Jn0068447		X					X	
7	220621-SS09	Jun 21, 2022		Soil	M22-Jn0068448		X					X	
8	220621-SS11	Jun 21, 2022		Soil	M22-Jn0068449		X					X	
9	220621-SS13	Jun 21, 2022		Soil	M22-Jn0068450		X					X	X
10	220621-SS15	Jun 21, 2022		Soil	M22-Jn0068451		X					X	
11	220621-SS17	Jun 21, 2022		Soil	M22-Jn0068452		X					X	
12	220621-SS20	Jun 21, 2022		Soil	M22-Jn0068453		X					X	
13	BH01/0.0-0.1	Jun 21, 2022		Soil	M22-Jn0068454			X				X	

Company Name:	Beveridge Williams & Co Pty Ltd	Order No.:		Received:	Jun 30, 2022 12:01 PM
Address:	PO Box 61 Malvern VIC 3144	Report #:	902031	Due:	Jul 7, 2022
Project Name:	PRELIMINARY CONTAMINATION ASSESSMENT	Phone:	9524 8888	Priority:	5 Day
Project ID:	2101947	Fax:	9524 8899	Contact Name:	[REDACTED]

Eurofins Analytical Services Manager : [REDACTED]

Sample Detail						Arsenic	Fluoride (Total)	Lead	Nickel	Zinc	AUS Leaching Procedure	Moisture Set	Cation Exchange Capacity
Melbourne Laboratory - NATA # 1261 Site # 1254						X	X	X	X	X	X	X	X
	(1)												
14	BH01/0.0-0.1 (2)	Jun 21, 2022		Soil	M22-Jn0068455			X				X	
15	BH01/0.0-0.1 (3)	Jun 21, 2022		Soil	M22-Jn0068456			X				X	
16	BH01/0.0-0.1	Jun 21, 2022		AUS Leachate	M22-Jn0068457			X			X		
17	BH05/0.0-0.1	Jun 21, 2022		AUS Leachate	M22-Jn0068458	X					X		
18	BH06/0.0-0.1	Jun 21, 2022		AUS Leachate	M22-Jn0068459				X		X		
19	220621-SS01	Jun 21, 2022		AUS Leachate	M22-Jn0068460		X				X		
Test Counts						1	10	4	1	2	4	15	2

Internal Quality Control Review and Glossary

General

- Laboratory QC results for Method Blanks, Duplicates, Matrix Spikes, and Laboratory Control Samples follows guidelines delineated in the National Environment Protection (Assessment of Site Contamination) Measure 1999, as amended May 2013 and are included in this QC report where applicable. Additional QC data may be available on request.
- All soil/sediment/solid results are reported on a dry basis, unless otherwise stated.
- All biota/food results are reported on a wet weight basis on the edible portion, unless otherwise stated.
- Actual LORs are matrix dependant. Quoted LORs may be raised where sample extracts are diluted due to interferences.
- Results are uncorrected for matrix spikes or surrogate recoveries except for PFAS compounds.
- SVOC analysis on waters are performed on homogenised, unfiltered samples, unless noted otherwise.
- Samples were analysed on an 'as received' basis.
- Information identified on this report with blue colour, indicates data provided by customer that may have an impact on the results.
- This report replaces any interim results previously issued.

Holding Times

Please refer to 'Sample Preservation and Container Guide' for holding times (QS3001).

For samples received on the last day of holding time, notification of testing requirements should have been received at least 6 hours prior to sample receipt deadlines as stated on the SRA.

If the Laboratory did not receive the information in the required timeframe, and regardless of any other integrity issues, suitably qualified results may still be reported.

Holding times apply from the date of sampling, therefore compliance to these may be outside the laboratory's control.

For VOCs containing vinyl chloride, styrene and 2-chloroethyl vinyl ether the holding time is 7 days however for all other VOCs such as BTEX or C6-10 TRH then the holding time is 14 days.

Units

mg/kg: milligrams per kilogram	mg/L: milligrams per litre	µg/L: micrograms per litre
ppm: parts per million	ppb: parts per billion	%: Percentage
org/100 mL: Organisms per 100 millilitres	NTU: Nephelometric Turbidity Units	MPN/100 mL: Most Probable Number of organisms per 100 millilitres

Terms

APHA	American Public Health Association
COC	Chain of Custody
CP	Client Parent - QC was performed on samples pertaining to this report
CRM	Certified Reference Material (ISO17034) - reported as percent recovery.
Dry	Where a moisture has been determined on a solid sample the result is expressed on a dry basis.
Duplicate	A second piece of analysis from the same sample and reported in the same units as the result to show comparison.
LOR	Limit of Reporting.
LCS	Laboratory Control Sample - reported as percent recovery.
Method Blank	In the case of solid samples these are performed on laboratory certified clean sands and in the case of water samples these are performed on de-ionised water.
NCP	Non-Client Parent - QC performed on samples not pertaining to this report, QC is representative of the sequence or batch that client samples were analysed within.
RPD	Relative Percent Difference between two Duplicate pieces of analysis.
SPIKE	Addition of the analyte to the sample and reported as percentage recovery.
SRA	Sample Receipt Advice
Surr - Surrogate	The addition of a like compound to the analyte target and reported as percentage recovery.
TBTO	Tributyltin oxide (<i>bis</i> -tributyltin oxide) - individual tributyltin compounds cannot be identified separately in the environment however free tributyltin was measured and its values were converted stoichiometrically into tributyltin oxide for comparison with regulatory limits.
TCLP	Toxicity Characteristic Leaching Procedure
TEQ	Toxic Equivalency Quotient or Total Equivalence
QSM	US Department of Defense Quality Systems Manual Version 5.4
US EPA	United States Environmental Protection Agency
WA DWER	Sum of PFBA, PFPeA, PFHxA, PFHpA, PFOA, PFBS, PFHxS, PFOS, 6:2 FTSA, 8:2 FTSA

QC - Acceptance Criteria

The acceptance criteria should be used as a guide only and may be different when site specific Sampling Analysis and Quality Plan (SAQP) have been implemented

RPD Duplicates: Global RPD Duplicates Acceptance Criteria is 30% however the following acceptance guidelines are equally applicable:

Results <10 times the LOR: No Limit

Results between 10-20 times the LOR: RPD must lie between 0-50%

Results >20 times the LOR : RPD must lie between 0-30%

NOTE: pH duplicates are reported as a range not as RPD

Surrogate Recoveries: Recoveries must lie between 20-130% for Speciated Phenols & 50-150% for PFAS

PFAS field samples that contain surrogate recoveries in excess of the QC limit designated in QSM 5.4 where no positive PFAS results have been reported have been reviewed and no data was affected.

QC Data General Comments

- Where a result is reported as a less than (<), higher than the nominated LOR, this is due to either matrix interference, extract dilution required due to interferences or contaminant levels within the sample, high moisture content or insufficient sample provided.
- Duplicate data shown within this report that states the word "BATCH" is a Batch Duplicate from outside of your sample batch, but within the laboratory sample batch at a 1:10 ratio. The Parent and Duplicate data shown is not data from your samples.
- pH and Free Chlorine analysed in the laboratory - Analysis on this test must begin within 30 minutes of sampling. Therefore, laboratory analysis is unlikely to be completed within holding time. Analysis will begin as soon as possible after sample receipt.
- Recovery Data (Spikes & Surrogates) - where chromatographic interference does not allow the determination of recovery the term "INT" appears against that analyte.
- For Matrix Spikes and LCS results a dash "-" in the report means that the specific analyte was not added to the QC sample.
- Duplicate RPDs are calculated from raw analytical data thus it is possible to have two sets of data.

Quality Control Results

Test				Units	Result 1			Acceptance Limits	Pass Limits	Qualifying Code
Method Blank										
Heavy Metals										
Arsenic				mg/L	< 0.01			0.01	Pass	
Lead				mg/L	< 0.01			0.01	Pass	
Nickel				mg/L	< 0.01			0.01	Pass	
Test	Lab Sample ID	QA Source	Units	Result 1				Acceptance Limits	Pass Limits	Qualifying Code
Spike - % Recovery										
Heavy Metals					Result 1					
Lead	M22-Jn0066343	NCP	%	93				75-125	Pass	
Spike - % Recovery										
Heavy Metals					Result 1					
Arsenic	M22-Jn0067573	NCP	%	92				75-125	Pass	
Spike - % Recovery										
Heavy Metals					Result 1					
Nickel	M22-Jn0067573	NCP	%	92				75-125	Pass	
Test	Lab Sample ID	QA Source	Units	Result 1				Acceptance Limits	Pass Limits	Qualifying Code
Duplicate										
Heavy Metals					Result 1	Result 2	RPD			
Lead	M22-Jn0066343	NCP	mg/L	0.72	0.73	2.4		30%	Pass	
Duplicate										
Heavy Metals					Result 1	Result 2	RPD			
Arsenic	M22-Jn0067573	NCP	mg/L	< 0.01	< 0.01	<1		30%	Pass	
Duplicate										
Heavy Metals					Result 1	Result 2	RPD			
Nickel	M22-Jn0067573	NCP	mg/L	0.05	0.05	11		30%	Pass	

Comments**Sample Integrity**

Custody Seals Intact (if used)	N/A
Attempt to Chill was evident	Yes
Sample correctly preserved	Yes
Appropriate sample containers have been used	Yes
Sample containers for volatile analysis received with minimal headspace	Yes
Samples received within HoldingTime	Yes
Some samples have been subcontracted	No

Qualifier Codes/Comments

Code	Description
C01	Leachate Fluid Key: 1 - pH 5.0; 2 - pH 2.9; 3 - pH 9.2; 4 - Reagent (DI) water; 5 - Client sample, 6 - other

Authorised by:

Analytical Services Manager
Senior Analyst-Inorganic
Senior Analyst-Metal

**General Manager**

- Indicates Not Requested

* Indicates NATA accreditation does not cover the performance of this service

Measurement uncertainty of test data is available on request or please [click here](#).

Eurofins shall not be liable for loss, cost, damages or expenses incurred by the client, or any other person or company, resulting from the use of any information or interpretation given in this report. In no case shall Eurofins be liable for consequential damages including, but not limited to, lost profits, damages for failure to meet deadlines and lost production arising from this report. This document shall not be reproduced except in full and relates only to the items tested. Unless indicated otherwise, the tests were performed on the samples as received.

Chain of Custody Form

		Job number	2101947
		Laboratory	ALS Water Resources Group
Client	Stable Property Services	Quote number	2018-085A LTP 1907
Project	Preliminary Contamination Assessment	Project Manager	██████
Location	5495 Princes Hwy, Traralgon	Sampled by	██████████

Turnaround time	24hr <input type="checkbox"/>	48hr <input type="checkbox"/>	72hr <input type="checkbox"/>	Standard <input checked="" type="checkbox"/>	Comments:
------------------------	-------------------------------	-------------------------------	-------------------------------	--	-----------

Chain of Custody						
From	Company	Date	Received by	Company	Date	Time
██████	Beveridge Williams	22/06/2022		ALS	22/06/2022	10:25AM

Quality control		Initial
Sample preservation	Appropriate sample containers used, refrigerated or chilled samples supplied to laboratory	██
Sample holding times	Tests conducted within specified holding times	██
Final certificates	Re-testing of results as requested. Tests conducted and reported as per CoC form.	██

Notes
 Matrix: S = Soil GW = Groundwater W = Water R = Rinsate Soluble Heavy Metals: Ag, As, B, Ba, Be, Cd, Co, Cr, Cu, Hg, Mn, Mo, Ni, Pb, Sb, Se, Sn, V, Zn
 Soil: A-S-BEV-W1 (HM/OCP) A-S-BEV-W2 (HM/PAH) A-S-BEV-W3 (HM/PAH/OCP) A-S-BEV-W4 (HM/TPH/PAH) A-S-BEV-W5 (EPA 621 w/ extra metals)
 Water: A-W-BEV-W1 (EPA Table 2, TDS, pH, anions/cations, low level: PAH, OCP, TPH) A--BWANZLL (ANZECC screen, low level metals & organics)
All groundwater heavy metals testing must be for soluble metals unless otherwise indicated.

Beveridge Williams				Job Number			2101947							
Sample ID	Date sampled	Matrix	No. of containers	Testing required										
				A-S1828CF (1828.2 Table 3 Clean Fill Suite)	Heavy Metals	PAH	TPH/TRH	OCP	OPP	pH	CEC	ASLP Heavy Metals	ASLP PAH	
BH04/0.0-0.1A	21/06/2022	S	1		X	X	X							
TP04/0.0-0.1A	21/06/2022	S	1		X	X								
TP09/0.0-0.1A	21/06/2022	S	1											
220621-SS01A	21/06/2022	S	1		X	X	X	X						

CERTIFICATE OF ANALYSIS

Batch No: 22-51753
Final Report 15280

Page 1 of 3

Client: Beveridge Williams & Co Pty Ltd
Contact: [REDACTED]
Address: 1 Glenferrie Road
 MALVERN
 VIC
 3144
 AUSTRALIA

Laboratory Address

Phone
Fax
Contact:

Scoresby Laboratory
 Caribbean Business Park,
 22 Dalmore Drive,
 Scoresby,
 VIC 3179
 03 8756 8000
 03 9763 1862

PO No: Not Available

Date Sampled: 21-Jun-2022

Sampler Name: [REDACTED]
ALS Program Ref: BEVWILL

Date Samples Received: 24-Jun-2022

Date Issued: 06-Jul-2022

Program Description: Analysis
Client Ref: 2101947

The hash (#) below indicates methods not covered by NATA accreditation in the performance of this service .

Analysis	Method	Laboratory	Analysis	Method	Laboratory
MS Total Metals	WG020B	Scoresby	OCP	WP068A	Scoresby
PAH	WP075B	Scoresby	TRH F2	# WP071	Scoresby
TRH & TPH (>C10)	WP071	Scoresby	TRH (C6-C10) & F1	WP074 (F1 not NATA)	Scoresby

Signatories

Name	Title	Name	Title
Hao Zhang	Team Leader Organics	Ricky Singh	Analyst

Samples not collected by ALS and are tested as received.
 Calculated results are based on raw data.

Soil microb

Samples are tested within holding time unless otherwise stated.

Batch No: 22-51753
 Report Number: 15280
 Client: Beveridge Williams & Co Pty Ltd
 ALS Program Ref: BEVWILL
 Program Description: Analysis



Sample No	Site Code	Site Description	Sample Type	Sampled Date/Time
7457361		BH04/0.0-0.1A	SOIL	21/06/22
7457362		TP04/0.0-0.1A	SOIL	21/06/22
7457364		220621-SS01A	SOIL	21/06/22

Analysis - Analyte

	Sample No. Site Code Units	7457361	7457362	7457364
TRH (C6-C10) & F1 - TPHC6-C9	mg/kg	<20		<20
TRH (C6-C10) & F1 - TRHC6-C10	mg/kg	<20		<20
TRH (C6-C10) & F1 - TRHC6-C10 minus BTEX	mg/kg	<20		<20
TRH & TPH (>C10) - Sum of TPH C10-C36	mg/kg	<50		<50
TRH & TPH (>C10) - Sum of TRH>C10-C40	mg/kg	<50		<50
TRH & TPH (>C10) - TPH C10-C14	mg/kg	<20		<20
TRH & TPH (>C10) - TPH C15-C28	mg/kg	<50		<50
TRH & TPH (>C10) - TPH C29-C36	mg/kg	<50		<50
TRH & TPH (>C10) - TRH>C10-C16	mg/kg	<20		<20
TRH F2 - TRH>C10-C16 minus Naphthalene	mg/kg	<20		<20
TRH & TPH (>C10) - TRH>C16-C34	mg/kg	<50		<50
TRH & TPH (>C10) - TRH>C34-C40	mg/kg	<50		<50
OCP - 2,4,5,6-tetrachloro-m-xylene	%			102
OCP - BHC (alpha isomer)	mg/kg			<0.05
OCP - a-Endosulphan	mg/kg			<0.05
OCP - Aldrin	mg/kg			<0.05
OCP - Sum of Aldrin and Dieldrin	mg/kg			<0.05
OCP - BHC (beta isomer)	mg/kg			<0.05
OCP - b-Endosulphan	mg/kg			<0.05
OCP - cis-Chlordane	mg/kg			<0.05
OCP - Chlordane	mg/kg			<0.05
OCP - BHC (delta isomer)	mg/kg			<0.05
OCP - DDD	mg/kg			<0.05
OCP - Sum of DDD, DDE and DDT	mg/kg			<0.05
OCP - DDE	mg/kg			<0.05
OCP - DDT	mg/kg			<0.05
OCP - Dieldrin	mg/kg			<0.05
OCP - Endosulfan Sulfate	mg/kg			<0.05
OCP - Sum of alpha-, beta- and Endosulphan Sulphate	mg/kg			<0.05
OCP - Endrin	mg/kg			<0.05
OCP - Endrin Aldehyde	mg/kg			<0.05
OCP - Endrin Ketone	mg/kg			<0.05
OCP - Heptachlor	mg/kg			<0.05
OCP - Heptachlor Epoxide	mg/kg			<0.05
OCP - Hexachlorobenzene	mg/kg			<0.05
OCP - BHC (gamma isomer) [Lindane]	mg/kg			<0.05
OCP - Methoxychlor	mg/kg			<0.05
OCP - Oxychlordane	mg/kg			<0.05
OCP - trans-Chlordane	mg/kg			<0.05
MS Total Metals - Silver	mg/kg	<5	<5	<5
MS Total Metals - Aluminium	mg/kg	3800	13000	3000
MS Total Metals - Arsenic	mg/kg	<5	<5	<5
MS Total Metals - Boron	mg/kg	<10	<10	<10
MS Total Metals - Barium	mg/kg	95	63	32
MS Total Metals - Beryllium	mg/kg	<5	<5	<5
MS Total Metals - Cadmium	mg/kg	0.3	<0.2	<0.2
MS Total Metals - Cobalt	mg/kg	<5	8	<5
MS Total Metals - Chromium	mg/kg	8	26	<5
MS Total Metals - Copper	mg/kg	17	8	<5

Batch No: 22-51753
 Report Number: 15280
 Client: Beveridge Williams & Co Pty Ltd
 ALS Program Ref: BEVWILL
 Program Description: Analysis



Sample No	Site Code	Site Description	Sample Type	Sampled Date/Time
7457361		BH04/0.0-0.1A	SOIL	21/06/22
7457362		TP04/0.0-0.1A	SOIL	21/06/22
7457364		220621-SS01A	SOIL	21/06/22

		7457361	7457362	7457364
MS Total Metals - Iron	mg/kg	9400	26000	4600
MS Total Metals - Mercury	mg/kg	0.06	<0.05	<0.05
MS Total Metals - Manganese	mg/kg	210	100	42
MS Total Metals - Molybdenum	mg/kg	<5	<5	<5
MS Total Metals - Nickel	mg/kg	7	17	<5
MS Total Metals - Lead	mg/kg	150	12	<5
MS Total Metals - Antimony	mg/kg	<5	<5	<5
MS Total Metals - Selenium	mg/kg	<3	<3	<3
MS Total Metals - Tin	mg/kg	6	<5	<5
MS Total Metals - Vanadium	mg/kg	13	50	13
MS Total Metals - Zinc	mg/kg	320	32	<5
PAH - Acenaphthene	mg/kg	<0.1	<0.1	<0.1
PAH - Acenaphthylene	mg/kg	<0.1	<0.1	<0.1
PAH - Anthracene	mg/kg	<0.1	<0.1	<0.1
PAH - BaP TEQ (half LOR)	mg/kg	<0.1	<0.1	<0.1
PAH - BaP TEQ (LOR)	mg/kg	0.2	0.2	0.2
PAH - BaP TEQ (zero)	mg/kg	<0.1	<0.1	<0.1
PAH - Benz(a)anthracene	mg/kg	<0.1	<0.1	<0.1
PAH - Benzo(a)pyrene	mg/kg	<0.1	<0.1	<0.1
PAH - Benzo(b)fluoranthene	mg/kg	<0.1	<0.1	<0.1
PAH - Benzo(g,h,i)perylene	mg/kg	<0.1	<0.1	<0.1
PAH - Benzo(k)fluoranthene	mg/kg	<0.1	<0.1	<0.1
PAH - Chrysene	mg/kg	<0.1	<0.1	<0.1
PAH - Dibenz(a,h)anthracene	mg/kg	<0.1	<0.1	<0.1
PAH - Fluoranthene	mg/kg	<0.1	<0.1	<0.1
PAH - Fluorene	mg/kg	<0.1	<0.1	<0.1
PAH - Indeno(1,2,3-cd)pyrene	mg/kg	<0.1	<0.1	<0.1
PAH - Naphthalene	mg/kg	<0.1	<0.1	<0.1
PAH - Phenanthrene	mg/kg	<0.1	<0.1	<0.1
PAH - p-Terphenyl-d14	%	86	92	96
PAH - Pyrene	mg/kg	<0.1	<0.1	<0.1
PAH - Total PAH	mg/kg	<0.1	<0.1	<0.1

A blank space indicates no test performed.